




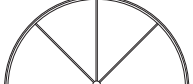




MARVIN ESSENTIAL™ COLLECTION
DIRECT GLAZE ROUND TOPS

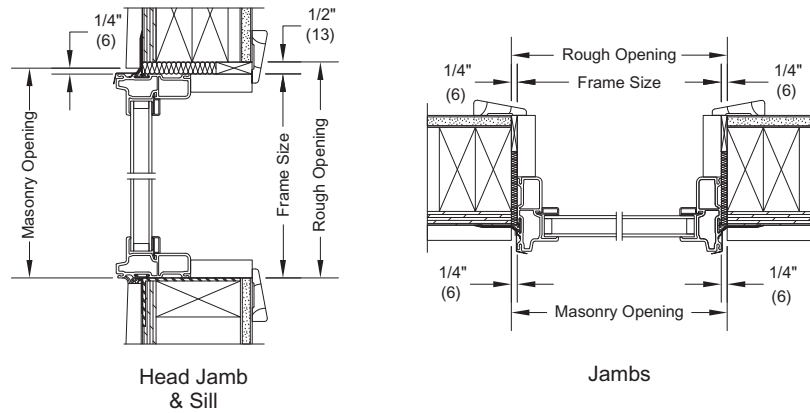
True Half Round (RT1)

MO (mm) 2' - 6" (762) RO (mm) 2' - 6" (762) FS (mm) 2' - 5 1/2" (749) DLO (mm) 25 53/64" (656)	MO (mm) 2' - 8" (813) RO (mm) 2' - 8" (813) FS (mm) 2' - 7 1/2" (800) DLO (mm) 27 27/32" (707)	MO (mm) 3' - 0" (914) RO (mm) 3' - 0" (914) FS (mm) 2' - 11 1/2" (902) DLO (mm) 31 7/8" (810)	MO (mm) 3' - 6" (1067) RO (mm) 3' - 6" (1067) FS (mm) 3' - 5 1/2" (1054) DLO (mm) 37 29/32" (963)
1' - 3" (381) 1' - 3 1/4" (387) 1' - 2 3/4" (451) 11 5/16" (287)	1' - 4" (406) 1' - 4 1/4" (413) 1' - 3 3/4" (400) 12 5/16" (313)	1' - 6" (457) 1' - 6 1/4" (464) 1' - 5 3/4" (451) 14 5/16" (363)	1' - 9" (533) 1' - 9 1/4" (540) 1' - 8 3/4" (527) 17 5/16" (440)
 ESDGRT2613	 ESDGRT2814	 ESDGRT3016	 ESDGRT3619
MO (mm) 4' - 0" (1219) RO (mm) 4' - 0" (1219) FS (mm) 3' - 11 1/2" (1207) DLO (mm) 43 59/64" (1116)	MO (mm) 5' - 0" (1524) RO (mm) 5' - 0" (1524) FS (mm) 4' - 11 1/2" (1511) DLO (mm) 55 61/64" (1421)	MO (mm) 5' - 4" (1626) RO (mm) 5' - 4" (1626) FS (mm) 5' - 3 1/2" (1613) DLO (mm) 59 61/64" (1523)	
2' - 0" (610) 2' - 0 1/4" (616) 1' - 11 3/4" (603) 20 5/16" (516)	2' - 6" (762) 2' - 6 1/4" (768) 2' - 5 3/4" (756) 26 5/16" (688)	2' - 8" (813) 2' - 8 1/4" (819) 2' - 7 3/4" (806) 28 5/16" (719)	 ESDGRT5428
MO (mm) 6' - 0" (1829) RO (mm) 6' - 0" (1829) FS (mm) 5' - 11 1/2" (1816) DLO (mm) 67 31/32" (1726)	MO (mm) 7' - 0" (2134) RO (mm) 7' - 0" (2134) FS (mm) 6' - 11 1/2" (2121) DLO (mm) 79 63/64" (2032)	MO (mm) 8' - 0" (2438) RO (mm) 8' - 0" (2438) FS (mm) 7' - 11 1/2" (2426) DLO (mm) 92 23/37" (2337)	
3' - 0" (914) 3' - 0 1/4" (921) 2' - 11 3/4" (908) 32 5/16" (821)	3' - 6" (1067) 3' - 6 1/4" (1073) 3' - 5 3/4" (1060) 38 5/16" (973)	4' - 0" (1219) 4' - 0 1/4" (1226) 3' - 11 3/4" (1213) 44 5/16" (1125)	 ESDGRT8040

Multiple Assemblies

MO (mm) 3' - 0" (914) RO (mm) 3' - 0" (914) FS (mm) 2' - 11 1/2" (902)	MO (mm) 5' - 0" (1524) RO (mm) 5' - 0" (1524) FS (mm) 4' - 11 1/2" (1511)
6' - 6" (1981) 6' - 6 1/4" (1988) 6' - 5 3/4" (1975)	7' - 0" (2134) 7' - 0 1/4" (2140) 6' - 11 3/4" (2127)
 ESDGRT3016 Over ESDH3050	 ESDGRT5026 Over ESCA2646

Construction Details



GBG only available in standard Round Top pattern, shown above.

Details and Elevations not to scale.

Sample multiples assemblies shown. Contact your Marvin representative for more information.

For further details and drawings visit the 'Tools and Documents' section at Marvin.com.

MULTIPLE ASSEMBLIES

MAXIMUM ROUGH OPENING - ESDG RT to ESCA, ESAWN, ESCA P, ESSH, ESDH, ESDH P, ESDG (Rectangle), ESDH TR, ESCA TR not to exceed 96" x 96" up to 5W2H.





































MAXIMUM ROUGH OPENING - ESDG RT to ESGL not to exceed 72" x 78" up to 2 wide 2 high.

Both horizontal and vertical field mull kits are available. Structural mullion reinforcement is required for some assemblies.

Please consult your local Marvin representative for more information.


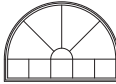
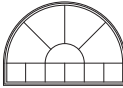
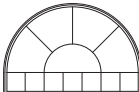

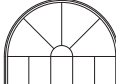
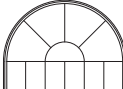
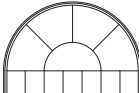

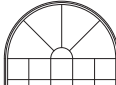
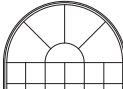
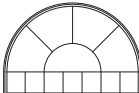

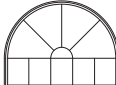
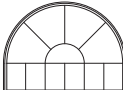
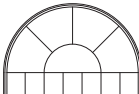

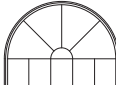
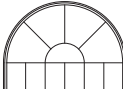


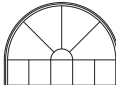
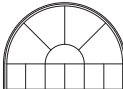


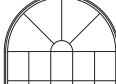
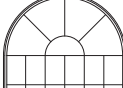


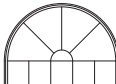






DIRECT GLAZE ROUND TOPS

True Half Above Springline (RT2)

MO (mm)	2' - 6" (762)	2' - 8" (813)	3' - 0" (914)	3' - 6" (1067)
RO (mm)	2' - 6" (762)	2' - 8" (813)	3' - 0" (914)	3' - 6" (1067)
FS (mm)	2' - 5 1/2" (749)	2' - 7 1/2" (800)	2' - 11 1/2" (902)	3' - 5 1/2" (1054)
DLO (mm)	26 1/16" (662)	28 1/16" (713)	32 1/16" (814)	38 1/16" (967)
	2' - 2 1/2" (673) 2' - 2 3/4" (679) 2' - 2 3/4" (679) 2' - 2 1/4" (667) 22 13/16" (579)	2' - 3 1/2" (699) 2' - 3 3/4" (705) 2' - 3 1/4" (692) 23 13/16" (605)	2' - 5 1/2" (749) 2' - 5 3/4" (756) 2' - 5 1/4" (743) 25 13/16" (656)	2' - 8 1/2" (826) 2' - 8 3/4" (832) 2' - 8 1/4" (819) 28 13/16" (732)
	 ESDGRT2610	 ESDGRT2810	 ESDGRT3010	 ESDGRT3610
	2' - 8 1/2" (826) 2' - 8 3/4" (832) 2' - 8 1/4" (819) 28 13/16" (732)	2' - 9 1/2" (851) 2' - 9 3/4" (857) 2' - 9 1/4" (845) 29 13/16" (757)	2' - 11 1/2" (902) 2' - 11 3/4" (908) 2' - 11 1/4" (895) 31 13/16" (808)	3' - 2 1/2" (978) 3' - 2 3/4" (984) 3' - 2 1/4" (972) 34 13/16" (884)
	 ESDGRT2616	 ESDGRT2816	 ESDGRT3016	 ESDGRT3616
	3' - 2 1/2" (978) 3' - 2 3/4" (984) 3' - 2 1/4" (972) 34 13/16" (884)	3' - 3 1/2" (1003) 3' - 3 3/4" (1010) 3' - 3 1/4" (997) 35 13/16" (910)	3' - 5 1/2" (1054) 3' - 5 3/4" (1060) 3' - 5 1/4" (1048) 37 13/16" (960)	3' - 8 1/2" (1130) 3' - 8 3/4" (1137) 3' - 8 1/4" (1124) 40 13/16" (1037)
	 ESDGRT2620	 ESDGRT2820	 ESDGRT3020	 ESDGRT3620
	3' - 8 1/2" (1130) 3' - 8 3/4" (1137) 3' - 8 1/4" (1124) 40 13/16" (1037)	3' - 9 1/2" (1156) 3' - 9 3/4" (1162) 3' - 9 1/4" (1149) 41 13/16" (1062)	3' - 11 1/2" (1207) 3' - 11 3/4" (1213) 3' - 11 1/4" (1200) 43 13/16" (1113)	4' - 2 1/2" (1283) 4' - 2 3/4" (1289) 4' - 2 1/4" (1276) 46 13/16" (1189)
	 ESDGRT2626	 ESDGRT2826	 ESDGRT3026	 ESDGRT3626
	4' - 2 1/2" (1283) 4' - 2 3/4" (1289) 4' - 2 1/4" (1276) 46 13/16" (1189)	4' - 3 1/2" (1308) 4' - 3 3/4" (1314) 4' - 3 1/4" (1302) 47 13/16" (1214)	4' - 5 1/2" (1359) 4' - 5 3/4" (1365) 4' - 5 1/4" (1353) 49 13/16" (1265)	4' - 8 1/2" (1435) 4' - 8 3/4" (1441) 4' - 8 1/4" (1429) 52 13/16" (1341)
	 ESDGRT2630	 ESDGRT2830	 ESDGRT3030	 ESDGRT3630
	4' - 8 1/2" (1435) 4' - 8 3/4" (1441) 4' - 8 1/4" (1429) 52 13/16" (1341)	4' - 9 1/2" (1461) 4' - 9 3/4" (1467) 4' - 9 1/4" (1454) 53 13/16" (1367)	4' - 11 1/2" (1511) 4' - 11 3/4" (1518) 4' - 11 1/4" (1505) 55 13/16" (1418)	5' - 2 1/2" (1588) 5' - 2 3/4" (1594) 5' - 2 1/4" (1581) 58 13/16" (1494)
	 ESDGRT2636	 ESDGRT2836	 ESDGRT3036	 ESDGRT3636
	5' - 2 1/2" (1588) 5' - 2 3/4" (1594) 5' - 2 1/4" (1581) 58 13/16" (1494)	5' - 3 1/2" (1613) 5' - 3 3/4" (1619) 5' - 3 1/4" (1607) 59 13/16" (1519)	5' - 5 1/2" (1664) 5' - 5 3/4" (1670) 5' - 5 1/4" (1657) 61 13/16" (1570)	5' - 8 1/2" (1740) 5' - 8 3/4" (1746) 5' - 8 1/4" (1734) 64 13/16" (1646)
	 ESDGRT2640	 ESDGRT2840	 ESDGRT3040	 ESDGRT3640
	5' - 8 1/2" (1740) 5' - 8 3/4" (1746) 5' - 8 1/4" (1734) 64 13/16" (1646)	5' - 9 1/2" (1765) 5' - 9 3/4" (1772) 5' - 9 1/4" (1759) 65 13/16" (1672)	5' - 11 1/2" (1816) 5' - 11 3/4" (1822) 5' - 11 1/4" (1810) 67 13/16" (1722)	6' - 2 1/2" (1892) 6' - 2 3/4" (1899) 6' - 2 1/4" (1886) 70 13/16" (1799)
	 ESDGRT2646	 ESDGRT2846	 ESDGRT3046	 ESDGRT3646
	6' - 2 1/2" (1892) 6' - 2 3/4" (1899) 6' - 2 1/4" (1886) 70 13/16" (1799)	6' - 3 1/2" (1918) 6' - 3 3/4" (1924) 6' - 3 1/4" (1911) 71 13/16" (1824)	6' - 5 1/2" (1969) 6' - 5 3/4" (1975) 6' - 5 1/4" (1962) 73 13/16" (1875)	6' - 8 1/2" (2045) 6' - 8 3/4" (2051) 6' - 8 1/4" (2038) 76 13/16" (1951)
	 ESDGRT2650	 ESDGRT2850	 ESDGRT3050	 ESDGRT3650

MARVIN ESSENTIAL™ COLLECTION
DIRECT GLAZE ROUND TOPS

True Half Above Springline (RT2)

MO (mm)	4' - 0" (1219)	5' - 0" (1524)	5' - 4" (1626)	6' - 0" (1829)
RO (mm)	4' - 0" (1219)	5' - 0" (1524)	5' - 4" (1626)	6' - 0" (1829)
FS (mm)	3' - 11 1/2" (1207)	4' - 11 1/2" (1511)	5' - 3 1/2" (1600)	5' - 11 1/2" (1816)
DLO (mm)	44 1/16" (1119)	56 1/16" (1424)	60 1/16" (1525)	68 1/16" (1729)
	2' - 11 1/2" (802) 2' - 11 3/4" (808) 2' - 11 1/4" (895) 31 13/16" (808)	3' - 5 1/2" (1054) 3' - 5 3/4" (1060) 3' - 5 1/4" (1048) 37 13/16" (960)	3' - 7 1/2" (1105) 3' - 7 3/4" (1111) 3' - 7 1/4" (1099) 39 13/16" (1011)	3' - 11 1/2" (1207) 3' - 11 3/4" (1213) 3' - 11 1/4" (1200) 43 13/16" (1113)
				
	ESDGR4010	ESDGR5010	ESDGR5410	ESDGR6010
	3' - 5 1/2" (1054) 3' - 5 3/4" (1060) 3' - 5 1/4" (1048) 37 13/16" (960)	3' - 11 1/2" (1207) 3' - 11 3/4" (1213) 3' - 11 1/4" (1200) 43 13/16" (1113)	4' - 1 1/2" (1257) 4' - 1 3/4" (1264) 4' - 1 1/4" (1251) 45 13/16" (1164)	4' - 5 1/2" (1359) 4' - 5 3/4" (1365) 4' - 5 1/4" (1353) 49 13/16" (1265)
				
	ESDGR4016	ESDGR5016	ESDGR5416	ESDGR6016
	3' - 11 1/2" (1207) 3' - 11 3/4" (1213) 3' - 11 1/4" (1200) 43 13/16" (1113)	4' - 5 1/2" (1359) 4' - 5 3/4" (1365) 4' - 5 1/4" (1353) 49 13/16" (1265)	4' - 7 1/2" (1410) 4' - 7 3/4" (1416) 4' - 7 1/4" (1403) 51 13/16" (1316)	4' - 11 1/2" (1511) 4' - 11 3/4" (1518) 4' - 11 1/4" (1505) 55 13/16" (1418)
				
	ESDGR4020	ESDGR5020	ESDGR5420	ESDGR6020
	4' - 5 1/2" (1359) 4' - 5 3/4" (1365) 4' - 5 1/4" (1353) 49 13/16" (1265)	4' - 11 1/2" (1511) 4' - 11 3/4" (1518) 4' - 11 1/4" (1505) 55 13/16" (1418)	5' - 1 1/2" (1562) 5' - 1 3/4" (1568) 5' - 1 1/4" (1556) 57 13/16" (1488)	5' - 5 1/2" (1664) 5' - 5 3/4" (1670) 5' - 5 1/4" (1657) 61 13/16" (1570)
				
	ESDGR4026	ESDGR5026	ESDGR5426	ESDGR6026
	4' - 11 1/2" (1511) 4' - 11 3/4" (1518) 4' - 11 1/4" (1505) 55 13/16" (1418)	5' - 5 1/2" (1664) 5' - 5 3/4" (1670) 5' - 5 1/4" (1657) 61 13/16" (1570)	5' - 7 1/2" (1715) 5' - 7 3/4" (1721) 5' - 7 1/4" (1708) 63 13/16" (1621)	6' - 1 1/2" (1867) 6' - 1 3/4" (1873) 6' - 1 1/4" (1861) 69 13/16" (1773)
				
	ESDGR4030	ESDGR5030	ESDGR5430	ESDGR6030
	5' - 5 1/2" (1664) 5' - 5 3/4" (1670) 5' - 5 1/4" (1657) 61 13/16" (1570)	5' - 11 1/2" (1816) 5' - 11 3/4" (1822) 5' - 11 1/4" (1810) 67 13/16" (1722)	6' - 1 1/2" (1867) 6' - 1 3/4" (1873) 6' - 1 1/4" (1861) 69 13/16" (1773)	6' - 5 1/2" (1969) 6' - 5 3/4" (1975) 6' - 5 1/4" (1962) 73 13/16" (1875)
				
	ESDGR4036	ESDGR5036	ESDGR5436	ESDGR6036
	5' - 11 1/2" (1664) 5' - 11 3/4" (1670) 5' - 11 1/4" (1657) 61 13/16" (1570)	6' - 5 1/2" (1969) 6' - 5 3/4" (1975) 6' - 5 1/4" (1962) 73 13/16" (1875)	6' - 7 1/2" (2019) 6' - 7 3/4" (2026) 6' - 7 1/4" (2013) 75 13/16" (1926)	6' - 11 1/2" (1969) 6' - 11 3/4" (1975) 6' - 11 1/4" (1962) 73 13/16" (1875)
				
	ESDGR4040	ESDGR5040	ESDGR5440	ESDGR6040
	6' - 5 1/2" (1969) 6' - 5 3/4" (1975) 6' - 5 1/4" (1962) 73 13/16" (1875)	6' - 11 1/2" (2121) 6' - 11 3/4" (2127) 6' - 11 1/4" (2115) 79 13/16" (2027)	6' - 11 1/2" (2121) 6' - 11 3/4" (2127) 6' - 11 1/4" (2115) 79 13/16" (2027)	6' - 11 1/2" (1969) 6' - 11 3/4" (1975) 6' - 11 1/4" (1962) 73 13/16" (1875)
				
	ESDGR4046	ESDGR5046	ESDGR5446	ESDGR6046
	6' - 11 1/2" (2121) 6' - 11 3/4" (2127) 6' - 11 1/4" (2115) 79 13/16" (2027)	6' - 11 1/2" (2121) 6' - 11 3/4" (2127) 6' - 11 1/4" (2115) 79 13/16" (2027)	6' - 11 1/2" (2121) 6' - 11 3/4" (2127) 6' - 11 1/4" (2115) 79 13/16" (2027)	6' - 5 1/2" (1969) 6' - 5 3/4" (1975) 6' - 5 1/4" (1962) 73 13/16" (1875)
				
	ESDGR4050	ESDGR5050	ESDGR5450	ESDGR6050
	6' - 11 1/2" (2121) 6' - 11 3/4" (2127) 6' - 11 1/4" (2115) 79 13/16" (2027)	6' - 11 1/2" (2121) 6' - 11 3/4" (2127) 6' - 11 1/4" (2115) 79 13/16" (2027)	6' - 11 1/2" (2121) 6' - 11 3/4" (2127) 6' - 11 1/4" (2115) 79 13/16" (2027)	6' - 5 1/2" (1969) 6' - 5 3/4" (1975) 6' - 5 1/4" (1962) 73 13/16" (1875)

MARVIN ESSENTIAL™ COLLECTION
DIRECT GLAZE ROUND TOPS

Eyebrow Above Springline (RT6)

MO (mm)	5' - 0" (1524)	5' - 4" (1626)	6' - 0" (1829)	7' - 0" (2134)	8' - 0" (2438)
RO (mm)	5' - 0" (1524)	5' - 4" (1626)	6' - 0" (1829)	7' - 0" (2134)	8' - 0" (2438)
FS (mm)	4' - 11 1/2" (1511)	5' - 3 1/2" (1613)	5' - 11 1/2" (1816)	6' - 11 1/2" (2121)	7' - 11 1/2" (2426)
DLO (mm)	56 1/16" (1424)	60 1/16" (1525)	68 1/16" (1729)	80 1/16" (2033)	92 1/16" (2338)
6' - 7 3/4" (2025)					
6' - 8" (2031)	ESDGRT5001	ESDGRT5410	ESDGRT6010	ESDGRT7010	ESDGRT8010
6' - 7 1/2" (2019)					
6' - 7 1/2" (2019)	ESDGRT5016	ESDGRT5416	ESDGRT6016	ESDGRT7016	ESDGRT8016
7 6 1/32" (1931)					
7 6 1/32" (1931)	ESDGRT5020	ESDGRT5420	ESDGRT6020	ESDGRT7020	ESDGRT8020
6' - 1 3/4" (1873)					
6' - 1 3/4" (1873)	ESDGRT5026	ESDGRT5426	ESDGRT6026	ESDGRT7026	ESDGRT8026
6' - 2" (1879)					
6' - 2" (1879)	ESDGRT5030	ESDGRT5430	ESDGRT6030	ESDGRT7030	ESDGRT8030
6' - 1 1/2" (1866)					
6' - 1 1/2" (1866)	ESDGRT5036	ESDGRT5436	ESDGRT6036	ESDGRT7036	ESDGRT8036
7 6 1/32" (1931)					
7 6 1/32" (1931)	ESDGRT5040	ESDGRT5440	ESDGRT6040	ESDGRT7040	ESDGRT8040
6' - 1 3/4" (1873)					
6' - 1 3/4" (1873)	ESDGRT5046	ESDGRT5446	ESDGRT6046	ESDGRT7046	ESDGRT8046
6' - 7 3/16" (2011)					
6' - 7 3/16" (2011)	ESDGRT5050	ESDGRT5450	ESDGRT6050	ESDGRT7050	ESDGRT8050
6' - 7 7/16" (2018)					
6' - 7 7/16" (2018)	ESDGRT5056	ESDGRT5456	ESDGRT6056	ESDGRT7056	ESDGRT8056
6' - 6 15/16" (2005)					
6' - 6 15/16" (2005)	ESDGRT5060	ESDGRT5460	ESDGRT6060	ESDGRT7060	ESDGRT8060
7 5 1/2" (1916)					
7 5 1/2" (1916)	ESDGRT5066	ESDGRT5466	ESDGRT6066	ESDGRT7066	ESDGRT8066