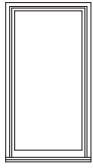




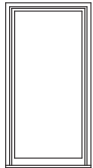




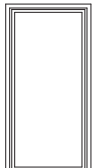




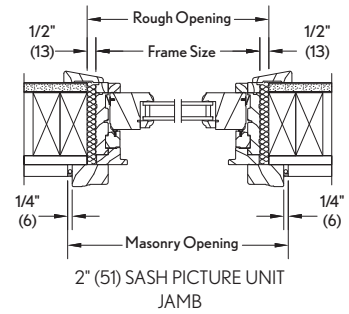
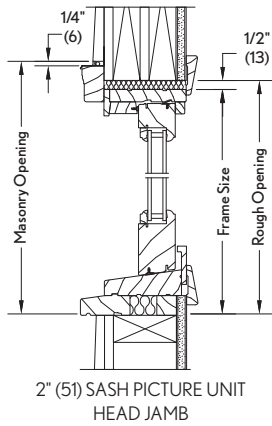


WOOD ULTIMATE DOUBLE HUNG PICTURE UNIT

MO (mm)	3-8 1/2 (1130)	4-4 1/2 (1334)	4-8 1/2 (1435)	5-4 1/2 (1638)	6-0 1/2 (1842)
RO (mm)	3-6 3/8 (1076)	4-2 3/8 (1280)	4-6 3/8 (1381)	5-2 3/8 (1584)	5-10 3/8 (1788)
FS (mm)	3-5 3/8 (1051)	4-1 3/8 (1254)	4-5 3/8 (1356)	5-1 3/8 (1559)	5-9 3/8 (1762)
DLO (mm)	2-10 15/16 (887)	3-6 15/16 (1091)	3-10 15/16 (1192)	4-6 15/16 (1395)	5-2 15/16 (1599)

6-10 9/16 (2097)					
6-9 1/2 (2070)					
6-9 (2057)					
6-0 1/4 (1835)					
7-6 9/16 (2300)					
7-5 1/2 (2273)					
7-5 (2261)					
6-8 1/4 (2038)					
7-10 9/16 (2402)					
7-9 1/2 (2375)					
7-9 (2362)					
7-0 1/4 (2140)					

CONSTRUCTION DETAILS



NOTES:

- 2" Picture Sash shown. 1 5/8" also available.

NOT TO SCALE

JANUARY 2019

WOOD ULTIMATE DOUBLE HUNG PICTURE UNIT