

CASEMENT / CASEMENT PUSH OUT

MO (mm)	1 - 4 1/2 (419)	1 - 6 1/2 (469)	1 - 8 1/2 (520)	2 - 1/2 (622)	2 - 2 1/2 (673)	2 - 4 1/2 (723)	2 - 6 1/2 (774)	2 - 8 1/2 (825)	3 - 1/2 (927)	3 - 4 1/2 (1028)
RO (mm)	1 - 5 (431)	1 - 7 (482)	1 - 9 (533)	2 - 1 (635)	2 - 3 (685)	2 - 5 (736)	2 - 7 (787)	2 - 9 (838)	3 - 1 (939)	3 - 5 (1041)
FS (mm)	1 - 4 (406)	1 - 6 (457)	1 - 8 (508)	2 - 0 (609)	2 - 2 (660)	2 - 4 (711)	2 - 6 (762)	2 - 8 (812)	3 - 0 (914)	3 - 4 (1016)
DLO (mm)	0 - 10 13/64 (259)	1 - 0 13/64 (310)	1 - 2 13/64 (361)	1 - 6 13/64 (462)	1 - 8 13/64 (513)	1 - 10 13/64 (564)	2 - 0 13/64 (615)	2 - 2 13/64 (666)	2 - 6 13/64 (767)	2 - 10 13/64 (869)

1 - 1 3/8 (399)										
1 - 1 5/8 (346)										
1 - 1 1/8 (333)										
0 - 7 21/64 (186)										
1 - 3 3/8 (690)										
1 - 3 5/8 (996)										
1 - 3 1/8 (884)										
0 - 9 21/64 (237)										
1 - 5 3/8 (441)										
1 - 5 5/8 (447)										
1 - 5 1/8 (434)										
0 - 11 21/64 (288)										
1 - 7 3/8 (492)										
1 - 7 5/8 (498)										
1 - 7 1/8 (485)										
1 - 1 21/64 (339)										
1 - 11 3/8 (693)										
1 - 11 5/8 (600)										
1 - 11 1/8 (587)										
1 - 5 21/64 (440)										
2 - 3 3/8 (695)										
2 - 3 5/8 (701)										
2 - 3 1/8 (688)										
1 - 9 21/64 (542)										
2 - 7 3/8 (796)										
2 - 7 5/8 (803)										
2 - 7 1/8 (790)										
2 - 1 21/64 (643)										
2 - 11 3/8 (898)										
2 - 11 5/8 (904)										
2 - 11 1/8 (892)										
2 - 9 21/64 (745)										
3 - 3 3/8 (1000)										
3 - 3 5/8 (1006)										
3 - 3 1/8 (993)										
2 - 9 21/64 (847)										

Details and Elevations not to scale.

- Marvin exclusive wash mode is not available on Ultimate Awnings, Ultimate Casement Round Tops or Ultimate Casement Windows less than 20" in width.
- Ultimate Casement Push Out not available in frame size heights less than 15 1/8"
- For units with a tall bottom rail, reduce the DLO height by 1 1/2".

E These windows meet national Egress codes for fire evacuation.

Local codes may differ.








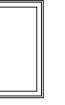







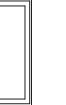




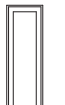






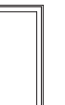


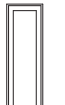






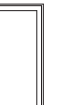


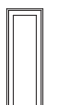






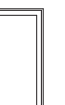


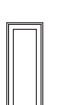
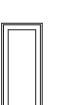
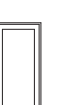







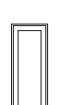
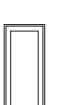
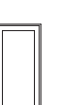


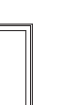
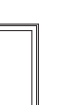



T For safety and/or code requirements, Marvin recommends tempered glass in all units with a frame size height of 71 1/8" or larger and units with a frame size of 25.2 ft² and larger.

Please consult your local Marvin representative for more information.

For further details and drawings visit the 'Tools and Documents' section at Marvin.com.

Ultimate Casement: UCA
 Ultimate Casement Push Out: UCAPO

CASEMENT / CASEMENT PUSH OUT

MO (mm)	1 - 4 1/2 (419)	1 - 6 1/2 (469)	1 - 8 1/2 (520)	2 - 1/2 (622)	2 - 2 1/2 (673)	2 - 4 1/2 (723)	2 - 6 1/2 (774)	2 - 8 1/2 (825)	3 - 1/2 (927)	3 - 4 1/2 (1028)	
RO (mm)	1 - 5 (431)	1 - 7 (482)	1 - 9 (533)	2 - 1 (635)	2 - 3 (685)	2 - 5 (736)	2 - 7 (787)	2 - 9 (838)	3 - 1 (939)	3 - 5 (1041)	
FS (mm)	1 - 4 (406)	1 - 6 (457)	1 - 8 (508)	2 - 0 (609)	2 - 2 (660)	2 - 4 (711)	2 - 6 (762)	2 - 8 (812)	3 - 0 (914)	3 - 4 (1016)	
DLO (mm)	0 - 10 13/64 (259)	1 - 0 13/64 (310)	1 - 2 13/64 (361)	1 - 6 13/64 (462)	1 - 8 13/64 (513)	1 - 10 13/64 (564)	2 - 0 13/64 (615)	2 - 2 13/64 (666)	2 - 6 13/64 (767)	2 - 10 13/64 (869)	
	3 - 7 3/8 (1101) 3 - 7 5/8 (1108) 3 - 7 1/8 (1095) 3 - 1 21/64 (948)										
	3 - 11 3/8 (1203) 3 - 11 5/8 (1209) 3 - 11 1/8 (1196) 3 - 5 21/64 (1050)										
	4 - 5 3/8 (1355) 4 - 5 5/8 (1362) 4 - 5 1/8 (1349) 3 - 11 21/64 (1202)										
	4 - 7 3/8 (1406) 4 - 7 5/8 (1412) 4 - 7 1/8 (1400) 4 - 1 21/64 (1253)										
	4 - 11 3/8 (1508) 4 - 11 5/8 (1514) 4 - 11 1/8 (1501) 4 - 5 21/64 (1355)										
	5 - 3 3/8 (1609) 5 - 3 5/8 (1616) 5 - 3 1/8 (1603) 4 - 9 21/64 (1456)										
	5 - 11 3/8 (1812) 5 - 11 5/8 (1819) 5 - 11 1/8 (1806) 5 - 5 21/64 (1659)										
		UCA1672 T UCAPO1672 T	UCA1872 T UCAPO1872 T	UCA2072 T UCAPO2072 T	UCA2472 T UCAPO2472 T	UCA2672 T UCAPO2672 T	UCA2872 ET UCAPO2872 ET	UCA3072 ET UCAPO3072 ET	UCA3272 ET UCAPO3272 ET	UCA3672 ET UCAPO3672 ET	UCA4072 ET UCAPO4072 ET

CASEMENT / CASEMENT PUSH OUT

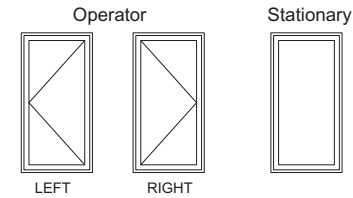
MO (mm)	1 - 4 1/2 (419)	1 - 6 1/2 (469)	1 - 8 1/2 (520)	2 - 1/2 (622)	2 - 2 1/2 (673)	2 - 4 1/2 (723)	2 - 6 1/2 (774)	2 - 8 1/2 (825)	3 - 1/2 (927)	3 - 4 1/2 (1028)
RO (mm)	1 - 5 (431)	1 - 7 (482)	1 - 9 (533)	2 - 1 (635)	2 - 3 (685)	2 - 5 (736)	2 - 7 (787)	2 - 9 (838)	3 - 1 (939)	3 - 5 (1041)
FS (mm)	1 - 4 (406)	1 - 6 (457)	1 - 8 (508)	2 - 0 (609)	2 - 2 (660)	2 - 4 (711)	2 - 6 (762)	2 - 8 (812)	3 - 0 (914)	3 - 4 (1016)
DLO (mm)	0 - 10 13/64 (259)	1 - 0 13/64 (310)	1 - 2 13/64 (361)	1 - 6 13/64 (462)	1 - 8 13/64 (513)	1 - 10 13/64 (564)	2 - 0 13/64 (615)	2 - 2 13/64 (666)	2 - 6 13/64 (767)	2 - 10 13/64 (869)

6 - 5 3/8 (1865) 6 - 5 5/8 (1971) 6 - 5 1/8 (1958) 5 - 11 21/64 (1812)										
	UCA1678 T	UCA1878 T	UCA2078 T	UCA2478 T	UCA2678 T	UCA2878 ET	UCA3078 ET	UCA3278 ET	UCA3678 ET	UCA4078 ET
	UCAPO1678 T	UCAPO1878 T	UCAPO2078 T	UCAPO2478 T	UCAPO2678 T	UCAPO2878 ET	UCAPO3078 ET	UCAPO3278 ET	UCAPO3678 ET	UCAPO4078 ET
6 - 11 3/8 (2117) 6 - 11 5/8 (2124) 6 - 11 1/8 (2111) 6 - 5 21/64 (1964)										
	UCA1684 T	UCA1884 T	UCA2084 T	UCA2484	UCA2684 T	UCA2884 ET	UCA3084 ET	UCA3284 ET	UCA3684 ET	UCA4084 ET
	UCAPO1684 T	UCAPO1884 T	UCAPO2084 T	UCAPO2484	UCAPO2684 T	UCAPO2884 ET	UCAPO3084 ET	UCAPO3284 ET	UCAPO3684 ET	UCAPO4084 ET
7 - 7 3/8 (2320) 7 - 7 5/8 (2327) 7 - 7 1/8 (2314) 7 - 1 21/64 (2167)										
	UCA1692 T	UCA1892 T	UCA2092 T	UCA2492 T	UCA2692 T	UCA2892 ET	UCA3092 ET	UCA3292 ET	UCA3692 ET	UCA4092 ET
	UCAPO1692 T	UCAPO1892 T	UCAPO2092 T	UCAPO2492 T	UCAPO2692 T	UCAPO2892 ET	UCAPO3092 ET	UCAPO3292 ET	UCAPO3692 ET	UCAPO4092 ET
7 - 11 3/8 (2422) 7 - 11 5/8 (2428) 7 - 11 1/8 (2416) 7 - 5 21/64 (2269)										
	UCA1696 T	UCA1896 T	UCA2096 T	UCA2496 T	UCA2696 T	UCA2896 ET	UCA3096 ET	UCA3296 ET	UCA3696 ET	
	UCAPO1696 T	UCAPO1896 T	UCAPO2096 T	UCAPO2496 T	UCAPO2696 T	UCAPO2896 ET	UCAPO3096 ET	UCAPO3296 ET	UCAPO3696 ET	

Construction Details

Casements available as an operator or stationary.

L or R handing determined from exterior.



CASEMENT STANDARD OPERATION AS VIEWED FROM THE OUTSIDE

