

# ULTIMATE GLIDER ULTIMATE WOOD GLIDER DISC LA PRE 2/26/2018

## Table of Contents

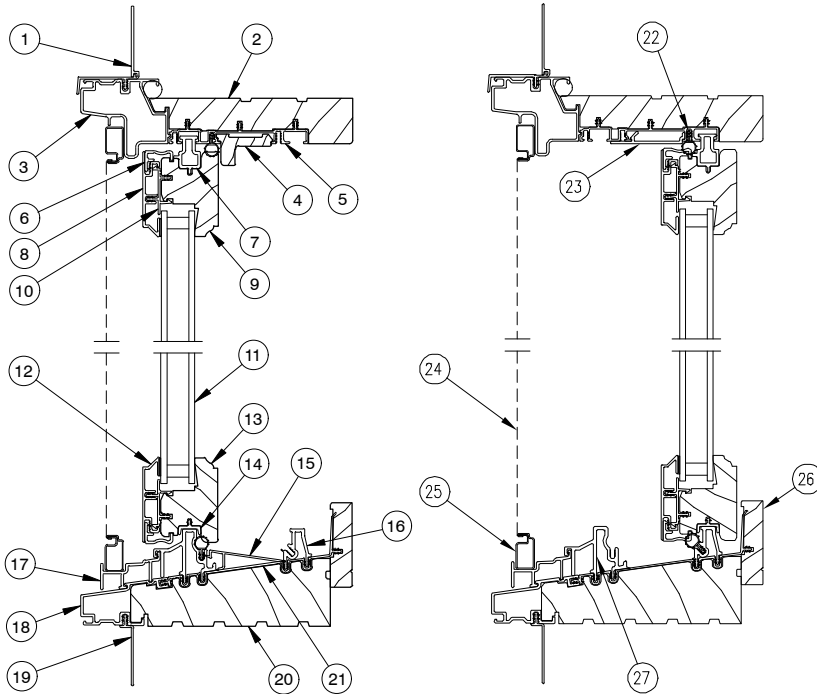
	<b>PAGE</b>
History .....	2
Part Identification – Ultimate Glider (XX Operator) .....	3
Part Identification – Ultimate Glider (XO, OX and XOX Operator) .....	4
Part Identification – Ultimate Glider Picture .....	5
Part Identification – Ultimate Glider OXXO .....	6
Part Identification – Ultimate Wood Glider DISC LA PRE 2/26/2018 (XO, OX, XOX Operator) .....	7
Part Identification – Ultimate Wood Glider Picture DISC LA PRE 2/26/2018 .....	8
Replacement Parts .....	9
Parts for Lock Status Sensor – Ultimate Glider .....	12
WOCD Field Applied and Replacement Kits .....	13
Vinyl Parts .....	14
Weather Strip .....	17
Wood Parts – Ultimate and Ultimate Wood Glider DISC LA PRE 2/26/2018 .....	19
Wood Parts – Ultimate Glider .....	20
Wood Parts – Ultimate Wood Glider DISC LA PRE 2/26/2018 .....	21
Aluminum Parts – Ultimate Glider .....	22
Sash Replacement – Ultimate Glider .....	23
Sash Replacement – Ultimate Wood Glider DISC LA PRE 2/26/2018 .....	24
Screen Replacement– Ultimate Glider .....	25
Screen Replacement – Ultimate Wood Glider DISC LA PRE 2/26/2018 .....	26
Screen Parts – Ultimate Glider and Ultimate Wood Glider DISC LA PRE 2/26/2018 .....	27
Combination Units – Ultimate Glider .....	30
Combination Units – Ultimate Wood Glider DISC LA PRE 2/26/2018 .....	31
Combination Parts – Ultimate Wood Glider DISC LA PRE 2/26/2018 .....	32

**ATTENTION:**

- Specification and technical data are subject to change without notice.
- Numbers listed in parentheses ( ) are metric equivalents in millimeters rounded to the nearest whole number.

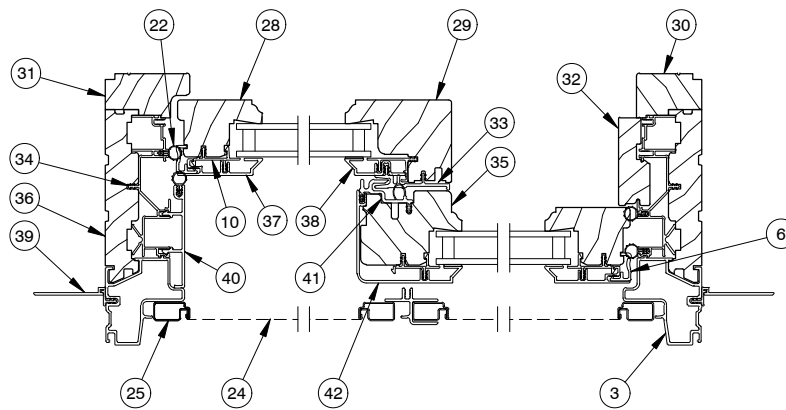
PRODUCED	UNIT TYPE	FEATURES OR CHANGES	DISCONTINUED
2011	Ultimate Glider	February 28, 2011 – Ultimate Glider introduced with XO, OX, XX and XOX, O (picture unit) configurations. LoE <sup>2</sup> -272™, one lite glazing, jamb depth is 4 9/16", Available in all 19 standard and select colors. Satin Taupe lock handle as standard.	Present
2011	Ultimate Glider	04/25/2011 Added LoE-180™ as a standard option for all products. White painted interior finish option introduced for all products.	Present
2011	Ultimate Wood Glider DISC LA PRE 2826/2018 Ultimate Glider	08/29/2011 Ultimate Wood Glider introduced. Wood Glider discontinued	Present 08/29/2011
2012	Ultimate Glider Ultimate Wood Glider DISC LA PRE 2826/2018	10–29–2012 Interior Square Sticking/Glazing Bead option introduced. 12–17–2012 Introduced clear interior finish option on all products.	Present
2013	Ultimate Glider Ultimate Wood Glider DISC LA PRE 2826/2018	04/29/2013 Introduced interior stain options. Stain colors are Wheat, Honey, Leather, Hazelnut, Cabernet and Espresso.	Present
2014	Ultimate Glider Ultimate Wood Glider DISC LA PRE 2826/2018	10/27/2014 Introduced Window Opening Control Device (WOCD).	Present
2015	Ultimate Glider Ultimate Wood Glider DISC LA PRE 2826/2018	02/23/2015 Introduced factory installed and replacement kits for the head jamb mount sash limiters.	Present
2016	Ultimate Glider	04/25/2016 Introduced the Ultimate Glider OXXO Configuration.	Present
2016	Ultimate Glider Ultimate Wood Glider DISC LA PRE 2826/2018	06/27/2016 Introduced matte Black as a standard hardware color.	Present
2017	Ultimate Glider	12/18/2017 Introduced the Lock Status Sensor	Present
2018	Ultimate Wood Glider DISC LA PRE 2826/2018	2/26/2018: Discontinued the sale of the Ultimate Wood Glider DISC LA PRE 2/26/2018.	Present
2018	Ultimate Glider	8/27/2018: WOCD components removed for compliance with I-codes ASTM E2090.	Present
2020	Ultimate Wood Glider DISC LA PRE 2826/2018	04/27/2020: Discontinued (Disc-NA) combination colors with exception of Stone White and Bronze.	Present
	Ultimate Glider	04/27/2020: Added WOCD field applied and replacement kits.	Present

**Ultimate Glider  
XX Operator**



**Head Jamb  
and Sill Detail**

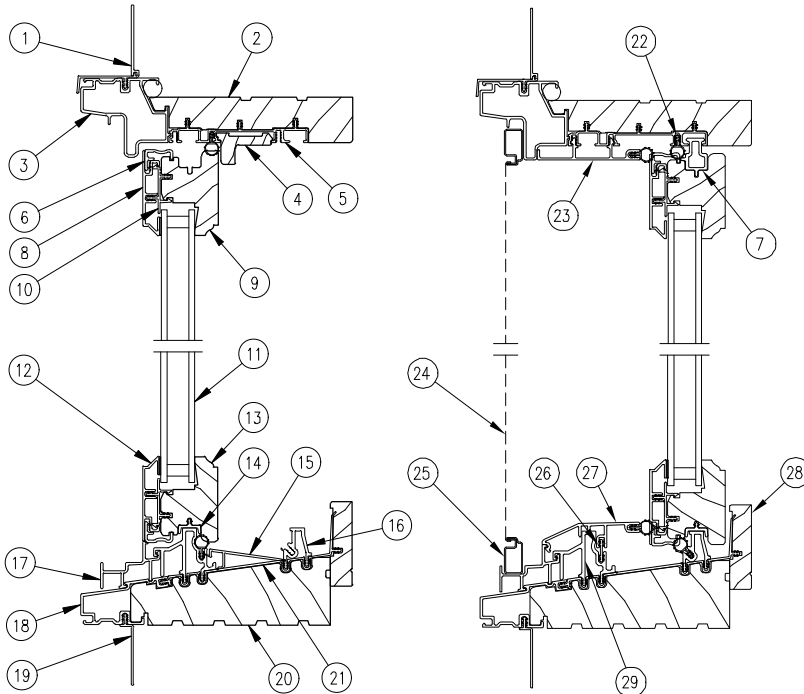
1. Head Jamb Nail Fin Drip Cap, V119
2. Head Jamb
3. Jamb Cladding
4. Head Jamb, Stop, W12989
5. Header Liner, V1969
6. Sash Weather Strip Contact Strip, V943
7. Sash Retainer Bar, V2048
8. Rail Cladding
9. Top Rail
10. Sash Cladding Clip
11. Insulated Glass
12. Rail Cladding
13. Bottom Rail
14. Glide Channel, V2009
15. Interior Sill Cover, V2038
16. Interior Sill Track, V2039
17. Exterior Screen Track, A2072
18. Sill Cladding
19. Sill Nailing Fin, V104
20. Sill
21. Sill Track Base
22. Frame Weather strip, V147
23. Cladding Cover, A1929
24. Screen Mesh
25. Screen Frame
26. Sill Liner, W2531
27. Exterior Sill Track, V2041
28. Stile
29. Primary Meeting Stile
30. Jamb Liner, W2533
31. Jamb Liner w Interior Stop, W10917
32. Interior Jamb Cover, W10752
33. Primary Sash Interlock, V2393
34. Vinyl Jamb Liner, V2040
35. Secondary Meeting Stile
36. Jamb
37. Stile Cladding
38. Primary Meeting Stile Cladding
39. Jamb Nailing Fin, V104
40. Frame Cover, A2013
41. Secondary Sash Interlock, V2388
42. Sec. Meeting Stile Cladding



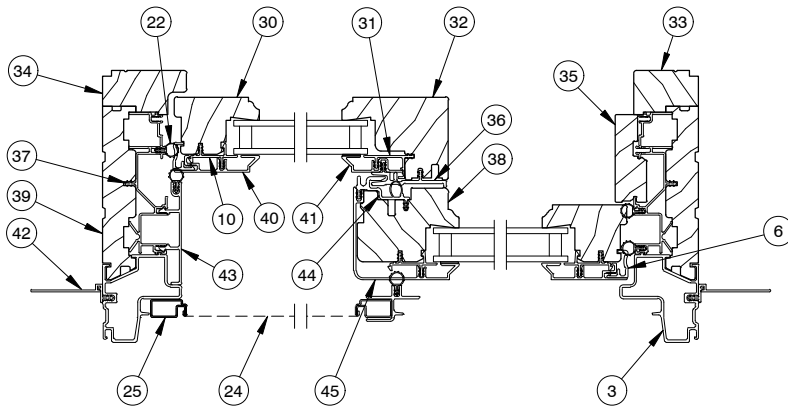
**Jamb Detail**

NOTE: Not to scale; specifications subject to change without notice.

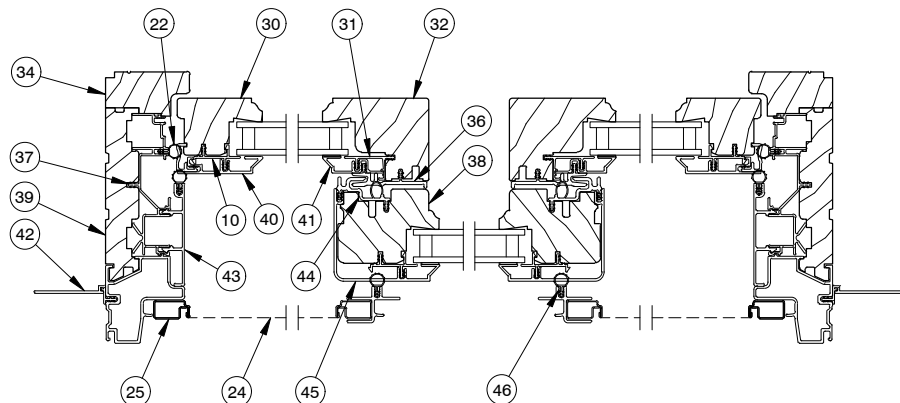
**Ultimate Glider**  
**XO, OX, XOX Operator**



**Head Jamb and Sill Detail**



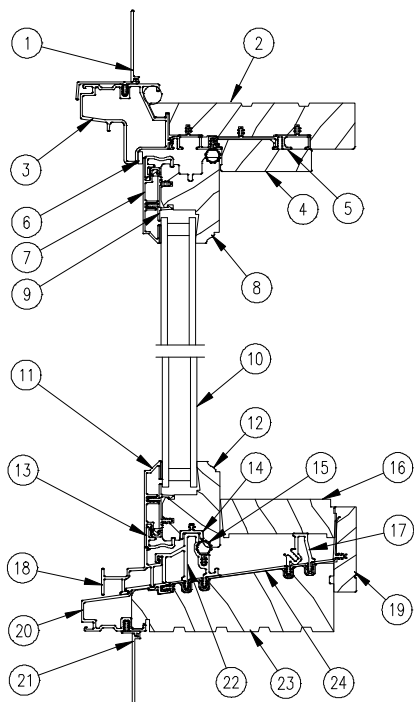
**Jamb Detail**



1. Head Jamb Nailing Fin/Drip Cap, V119
2. Head Jamb
3. Jamb Cladding
4. Head Jamb Stop, W12989
5. Header Liner, V1969
6. Sash Weather Strip Contact Strip, V943
7. Sash Retainer Bar, V2048
8. Rail Cladding
9. Top Rail
10. Sash Cladding Clip
11. Insulated Glass
12. Rail Cladding
13. Bottom Rail
14. Glide Channel, V2009
15. Interior Sill Cover, V2038
16. Interior Sill Track, V2039
17. Exterior Screen Track, A2068
18. Sill Cladding
19. Sill Nailing Fin, V104
20. Sill
21. Sill Track Base
22. Frame Weather Strip, V147
23. Cladding Cover, A2013
24. Screen Mesh
25. Screen Frame
26. Connecting Barb, V803
27. Sill Cover, A2008
28. Sill Liner, W2531
29. Exterior Sill Track, V2041
30. Stile
31. Cladding Connector
32. Primary Mtg Stile
33. Jamb Liner, W2533
34. Jamb Liner w/Interior Stop, W10917
35. Interior Jamb Cover, W10752
36. Primary Sash Interlock, V2393
37. Vinyl Jamb Liner, V2040
38. Secondary Mtg Stile
39. Jamb
40. Stile Cladding
41. Primary Mtg Stile Cladding
42. Jamb Nailing Fin, V104
43. Frame Cover, A2013
44. Secondary Sash Interlock, V2388
45. Secondary Mtg stile Cladding
46. Screen Bulb Weather Strip, V113

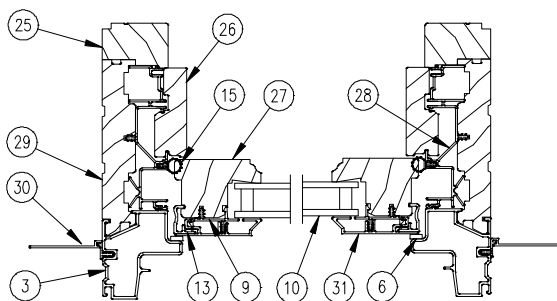
NOTE: Not to scale; specifications subject to change without notice.

**Ultimate Glider Picture**



1. Head Jamb Nailing Fin/Drip Cap, V119
2. Head Jamb
3. Jamb Cladding
4. Head Jamb Stop, W11042
5. Header Liner, V1969
6. Foam Tape
7. Rail Cladding
8. Top Rail
9. Sash Cladding Clip
10. Insulated Glass
11. Rail Cladding
12. Bottom Rail
13. Sash Weather Strip Contact Strip, V943
14. Glide Channel, V2009
15. Weather Strip, V147
16. Sill Filler, W8591
17. Interior Sill Track, V2039
18. Exterior Screen Track, A2068
19. Sill Liner, W2531
20. Sill Cladding
21. Sill Nailing Fin, V104
22. Exterior Sill Track, V2041
23. Sill
24. Sill Track Base

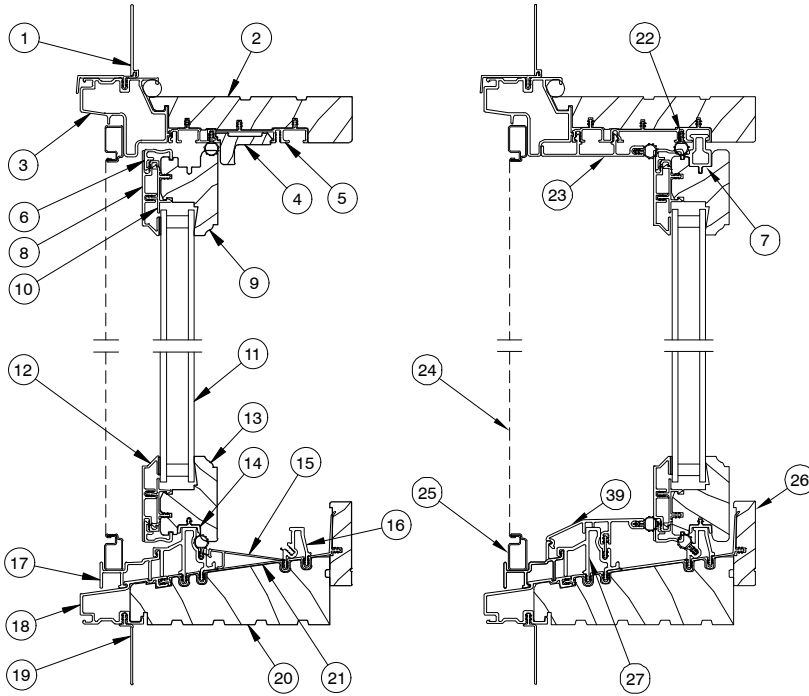
**Head Jamb  
and Sill Detail**



**Jamb Detail**

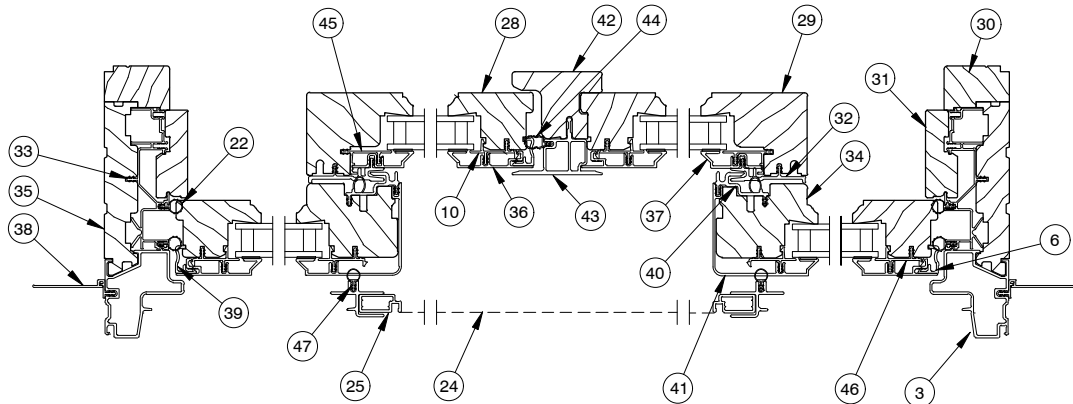
NOTE: Not to scale; specifications subject to change without notice.

**Ultimate Glider  
OXXO Operator**



**Head Jamb and Sill Detail**

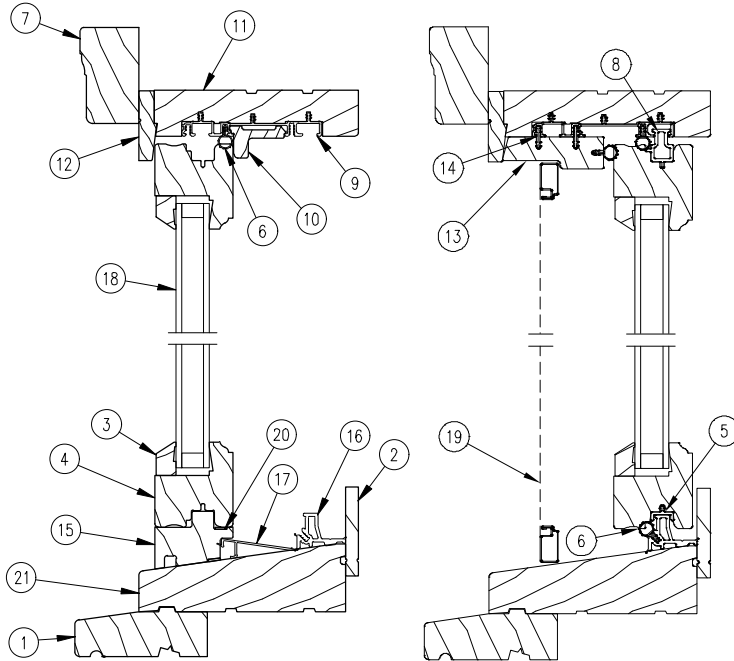
1. Head Jamb Nailing Fin/Drip Cap, V119
2. Head Jamb
3. Jamb/Head Jamb Cladding
4. Head Jamb Stop, W12989
5. Header Liner, V1969
6. Sash Weather Strip Contact Strip, V943
7. Sash Retainer Bar, V2048
8. Rail Cladding
9. Top Rail
10. Sash Cladding Clip, V946
11. Insulated Glass
12. Bottom Rail Cladding
13. Bottom Rail
14. Glide Channel, V2009
15. Interior Sill Cover, V2038
16. Interior Sill Track, V2039
17. Exterior Screen Track, A2068
18. Sill Cladding
19. Sill Nailing Fin, V104
20. Sill
21. Sill Track Base
22. Vinyl Bulb Weather Strip, V147
23. Frame Cover, A2013
24. Screen Mesh
25. Screen Frame
26. Sill Liner, W2531
27. Exterior Sill Track, V2041
28. Stile
29. Primary Meeting Stile
30. Jamb Liner, W2533
31. Interior Jamb Cover, W10752
32. Primary Sash Interlock, V2393
33. Vinyl Jamb Liner, V2040
34. Secondary Meeting Stile
35. Jamb
36. Stile Cladding
37. Primary Meeting Stile Cladding
38. Jamb Nailing Fin, V104
39. Sill Cover, A2008
40. Secondary Sash Interlock, V2388
41. Secondary Meeting Stile Cladding
42. Interior Astragal, W12643
43. Exterior Astragal, A2997
44. Active Mtg Stile Weather Strip, V1935
45. Primary Meeting Stile Cladding Connector
46. Sash Cladding Clip w/ Glazing Leg
47. Screen Weather Strip, V113



**Jamb Detail**

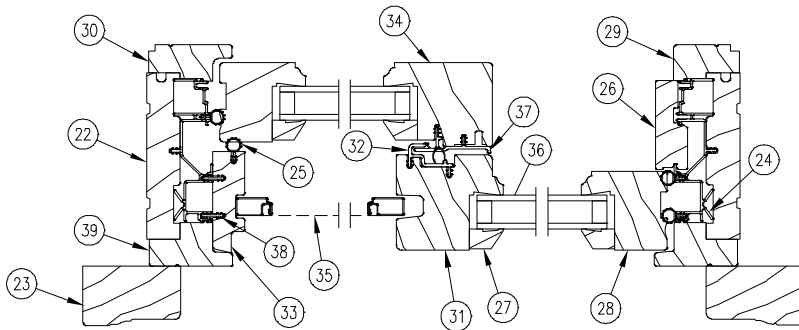
NOTE: Not to scale; specifications subject to change without notice.

**Ultimate Wood Glider DISC LA PRE 2/26/2018**  
**XO, OX, XOX**

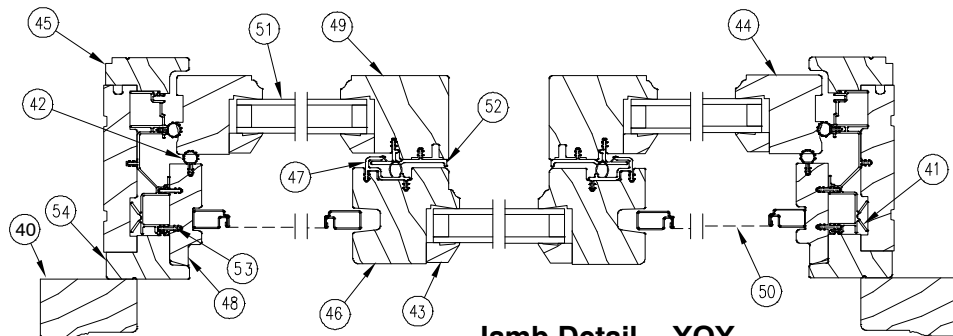


**Head Jamb and Sill Detail**

1. Subsill, W10333
2. Interior Sill Liner, W2146
3. Glazing Bead, W10384
4. Rail
5. Glide Channel, V2009
6. Frame Weather Strip, V147
7. Brick Mould Casing, W1047
8. Sash Retainer Bar
9. Header Liner, V1969
10. Head Jamb Stop, W12989
11. Head Jamb
12. Top Blind Stop, W2125
13. Exterior Head Jamb Cover, W11097
14. Connecting Barb, V803
15. Leveling Block, W11319
16. Sill Track, V2088
17. Interior Sill Cover, V2038
18. Glass
19. Screen
20. Foam Tape
21. Sill
22. Jamb
23. Brick Mould Casing, W1047
24. Jamb Liner, V2040
25. Frame Weather Strip, V147
26. Interior Jamb Cover, W10752
27. Glazing Bead, W10384
28. Stile
29. Interior Jamb Liner, W2127
30. Jamb Liner with Interior Stop, W11085
31. Secondary Meeting Stile
32. Secondary Sash Interlock, V2064
33. Exterior jamb Cover, W11181
34. Primary Meeting Stile
35. Screen
36. Glass
37. Primary Sash Interlock, V2071
38. Connecting Barb, V803
39. Jamb Blind Stop, W8950
40. Brick Mould Casing, W1047
41. Jamb Liner, V2040
42. Frame Weather Strip, V147
43. Glazing Bead, W10384
44. Stile
45. Jamb Liner with Interior Stop, W11085
46. Secondary Meeting Stile
47. Secondary Sash Interlock, V2064
48. Exterior Jamb Cover, W11181
49. Primary Meeting Stile
50. Screen
51. Glass
52. Primary Sash Interlock, V2071
53. Connecting Barb, V803
54. Jamb Blind Stop, W8950



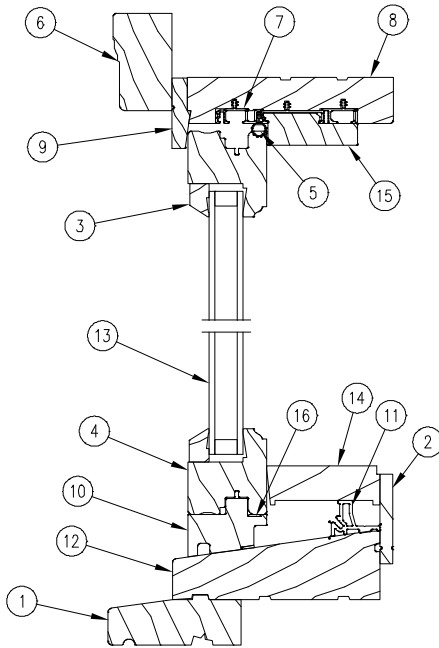
**Jamb Detail – XO, OX**



**Jamb Detail – XO**

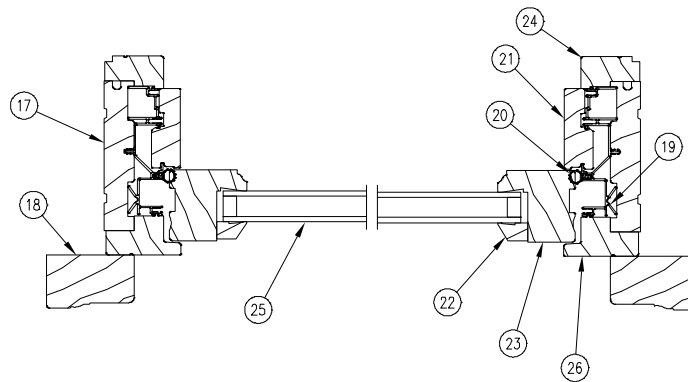
NOTE: Not to scale; specifications subject to change without notice.

## Ultimate Wood Glider Picture DISC LA PRE 2/26/2018



1. Subsill, W10333
2. Sill Liner, W2146
3. Glazing Bead, W10384
4. Rail
5. Frame Weather Strip, V147
6. Brick Mould Casing, W1047
7. Header Liner, V1969
8. Head Jamb
9. Top Blind Stop, W2125
10. Leveling Block, W11319
11. Sill Track, V2088
12. Sill
13. Glass
14. Sill Filler, W8591
15. Head Jamb Stop, W11042
16. Foam Tape
17. Jamb
18. Brick Mould Casing, W1047
19. Jamb Liner, V2040
20. Frame Weather Strip, V147
21. Interior Jamb Cover, W10752
22. Glazing Bead, W10384
23. Stile
24. Interior Jamb Liner, W2127
25. Glass
26. Jamb Blind Stop, W8950

**Head Jamb  
and Sill Detail**



**Jamb  
Detail**

NOTE: Not to scale; specifications subject to change without notice.



When ordering replacement parts specify type of unit, part number and description.

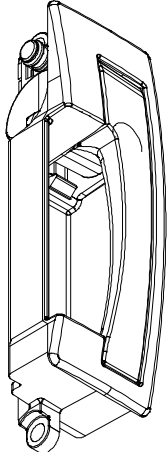
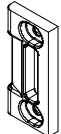
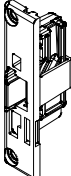
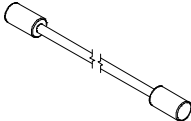
ILLUSTRATION NOT TO SCALE	DESCRIPTION	OPER./COLOR	PART NO.
	<p><b>Lock Handle Assembly</b>  <i>Includes:</i>                      Handle housing, retainer, lock pin, bushing, extension spring, pivot as one assembly, fasteners (11800821)</p>	<p><b>LH-XO</b>                      Satin Taupe 10816160                      Bronze 10816161                      Stone White 10816162                      Brass 10816163                      Antique Brass 10816164                      Polished Chrome 10816165                      Satin Chrome 10816166                      Oil Rubbed Bronze 10816167                      Satin Nickel 10816168                      Matte Black 10816169</p> <p><b>RH-OX</b>                      Satin Taupe 10816170                      Bronze 10816171                      Stone White 10816172                      Brass 10816173                      Antique Brass 10816174                      Polished Chrome 10816175                      Satin Chrome 10816176                      Oil Rubbed Bronze 10816177                      Satin Nickel 10816178                      Matte Black 10816179</p>	
	<p><b>Keeper</b>  <i>Includes:</i>                      2 - Fasteners - 11800821</p>	<p>Beige                      White</p>	<p>10816185                      10816184</p>
	<p><b>Latch Assembly</b>  <i>Includes Latch spring, latch flag, latch bolt, latch slide, latch housing and 2 fasteners (11800821) in one assembly.</i></p>	<p>Beige                      XO 10816196                      OX 10816198</p> <p>White                      XO 10816197                      OX 10816199</p>	
	<p><b>Lock Cable</b>                      Handle to Latch                      Frame OM Height                      Cord Length                      All Unit Sizes                              3.824"(97)</p> <p>Latch to Latch                      Frame OM Height                      Cord Length                      29.500-47.499"                          7.591"(193)                      47.500-65.499"                          20.591"(523)                      65.500" and greater                      32.591"(828)</p>		<p>10810016</p> <p>10810017                      10810018                      10810019</p>

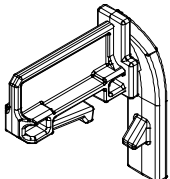
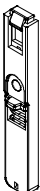
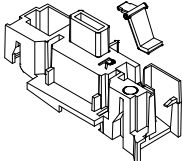
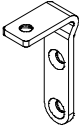
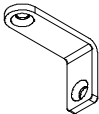
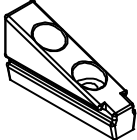
ILLUSTRATION NOT TO SCALE	DESCRIPTION	OPER./ COLOR	PART NO.
	<b>Sash Retainer Bar Handle</b>	Beige	10813422
	<b>Retainer Bar Latch</b> <i>Includes:</i> 1 – Fastener – 11808340	Beige	10500849
	<b>Sill Corner Weep Block</b>	Beige LH RH  White LH RH	11867813 11867815  11867814 11867816
	<b>Stationary Bracket</b> <i>Includes:</i> 3 – Fastener – Header Bracket screws 11808750	Galvanized Steel	11860431
	<b>Sill Bracket</b> <i>Includes:</i> 2 – Fastener – 11800551	Stainless Steel	11861171
	<b>Sash Limiter Kit, Head Jamb Mount</b> <i>Includes:</i> 1 – Sash Limiter– BG 10500456, WH 10500457 2 – #8–18 x 1" PH PH screws SS –11805150 1 – Instruction – 19972148  NOTE: XO, OX, XX units require 1 limiter per window. XOX, OXXO units require 2 limiters per window.	Beige White	10500458 10500459

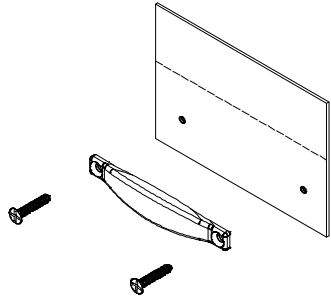
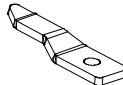

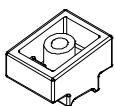
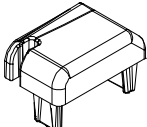
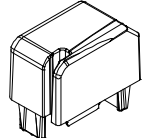


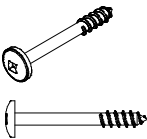
ILLUSTRATION NOT TO SCALE	DESCRIPTION	COLOR	PART NO.
	<b>Secondary Sash Pull Handle Kit Ultimate only</b>  <i>Includes:</i> 1 – Handle 2 – #7 x 7/8 A17, full thread screw 1 – Handle installation template	Satin Taupe Bronze Stone White Brass Antique Brass Polished Chrome Satin Chrome Oil Rubbed Bronze Satin Nickel Matte Black	11851700 11851701 11851702 11851703 11851704 11851705 11851706 11851707 11851708 11851709
	<b>Sash Retainer Bar Clip, Ultimate Only</b>  <i>Includes:</i> 1 – Fastener – 11808340	Stainless Steel	11860432
	<b>Sash Peg, Ultimate Only</b>  <i>Includes:</i> 1 – Fastener – 11807145	Black	11860284
	<b>Sill End Plug, Ultimate Only</b>  <i>Includes:</i> 1 – Fastener – 11881129	Natural	10500536
	<b>Top Astragal Plug – OXXO, Ultimate Only</b>	Beige	11869857
	<b>Bottom Astragal Plug – OXXO, Ultimate Only</b>	Beige	11869858
	<b>#8 x 1 1/2" Phillips Truss Head Screw, Ultimate Only</b>	Stainless Steel	11808155
	<b>#8 x 1 1/2" Phillips Flat Head Screw Ultimate Only</b>	White Cashmere	11805169 11805182
	<b>Subsill Screw, Ultimate Wood Only</b>  #8 x 1 3/8" type A #2 Square Drive recess Pan Head, thread forming, self tapping, 1/3 Thread	Stainless Steel	11881374

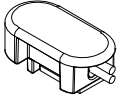
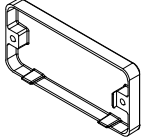

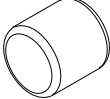
ILLUSTRATION <i>NOT TO SCALE</i>	DESCRIPTION	OPER./ COLOR	PART NO.
	<b>Reed Capsule, Ultimate Only</b>	Black	10501846
	<b>Transmitter Cover Box, Ultimate Only</b>	Black	10501832
	<b>#7-19 x 3/4" Type AB, Full Thread, Ultimate Only</b> <i>Used for Transmitter Cover Box</i> <i>Need quantity of 2 for each part</i>		11808750
  Note: Part number is for magnet added to Latch Assembly, cannot order the magnet separately	<b>Magnet, 1/8" x 1/8" N52, Ultimate Only</b> <i>Used: to make Latch Assemblies compatible with Lock Status Sensor.</i> <i>For use with:</i> <i>Latch Assembly XO – Beige, 10816180</i> <i>Latch Assembly XO – White, 10816181</i> <i>Latch Assembly OX – Beige, 10816182</i> <i>Latch Assembly OX – White, 10816183</i>	Black	10815219


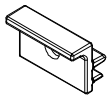
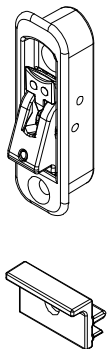
ILLUSTRATION NOT TO SCALE	Description	Bumper Color	Color	Part Number
	<p><b>WOCD Field Applied and Replacement Kit, Secondary Sash Ultimate Glider</b></p> <p><i>Includes:</i></p> <ul style="list-style-type: none"> <li>1 – WOCD Assembly</li> <li>2 – #8 x 1" Phillips flat head screw, full thread</li> <li>1 – WOCD Safety Information</li> <li>1 – WOCD Field applied instructions</li> <li>1 – WOCD Hang tag</li> </ul>	NA	Satin Taupe White Bronze Brass Antique Brass Polished Chrome Satin Chrome Oil Rubbed Bronze Satin Nickel Matte Black	11850651 11850652 11850653 11850654 11850655 11850656 11850657 11850658 11850659 11850660
	<p><b>WOCD Field Applied and Replacement Kit, Primary Sash Ultimate Glider</b></p> <p><i>Includes:</i></p> <ul style="list-style-type: none"> <li>1 – WOCD Bumper, stile</li> <li>1 – #8 x 1", Phillips pan head screw, full thread, stainless steel, Type A</li> <li>1 – WOCD Safety Information</li> <li>1 – WOCD Field applied instructions</li> <li>1 – WOCD Hang tag</li> <li>1 – WOCD Sticker</li> </ul>	White Beige	NA	11850709 11850710
	<p><b>WOCD Field Applied and Replacement Kit, Complete Ultimate Glider</b></p> <p><i>Includes:</i></p> <ul style="list-style-type: none"> <li>1 – WOCD Assembly</li> <li>2 – #8 x 1" Phillips flat head screw, full thread</li> <li>1 – WOCD Safety Information</li> <li>1 – WOCD Field applied instructions</li> <li>1 – WOCD Hang tag</li> <li>1 – WOCD Sticker</li> <li>1 – WOCD Bumper, stile</li> <li>1 – #8 x 1", Phillips pan head screw, full thread, stainless steel, Type A</li> </ul>	White          Beige	Satin Taupe White Bronze Brass Antique Brass Polished Chrome Satin Chrome Oil Rubbed Bronze Satin Nickel Matte Black          Satin Taupe White Bronze Brass Antique Brass Polished Chrome Satin Chrome Oil Rubbed Bronze Satin Nickel Matte Black	11850950 11850951 11850952 11850953 11850954 11850955 11850956 11850957 11850958 11850959          11850960 11850961 11850962 11850963 11850964 11850965 11850966 11850967 11850968 11850969


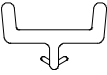


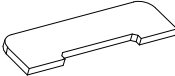
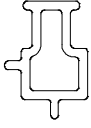

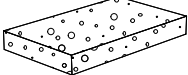
ILLUSTRATION NOT TO SCALE	DESCRIPTION	COLOR/ PART NO.	COLOR/ PART NO.
	<b>Interior Sill Cover</b> V2038  CN 3-0    15 3/16" (386) CN 4-0    21 3/16" (538) CN 5-0    27 3/16" (690) CN 6-0    33 3/16" (843) Lineal    120" (3048)	Beige  15354430 15354440 15354450 15354460 15354498	White  15354431 15354441 15354451 15354461 15354499
	<b>Glide Channel</b> V2009  Lineal    5" (127)	Natural 15221201	
	<b>Sash Stop</b> V784  3/4" – XO, OX (order qty 2) 1 3/4" – XOX	Beige  10500882 10500524	White  10500881 10500523
	<b>Connecting Barb</b> V803  6" (152) Order by LF*	Beige  15812998 15812999*	
	<b>Foam Hardware Gasket</b>	Beige  10500510	
	<b>Sash Retainer Bar</b> V2048  CN 3-0    13 3/4" (413) CN 4-0    19 3/4" (502) CN 5-0    25 3/4" (654) CN 6-0    31 3/4" (806) Lineal    76" (1930)	Beige  15354630 15354640 15354650 15354660 15354676	
	<b>Contact Strip, Ultimate Only</b> V943  CN 5-0    56 1/14" (1429) Lineal    100 1/2" (2553)	Beige  15359050 15351299	
	<b>Sill Track Gasket, Ultimate Wood Only</b>	Beige  10500772	White  10500773

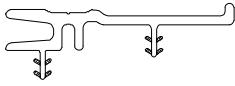

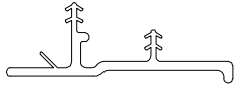

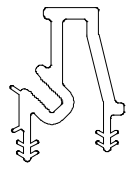
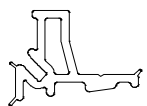
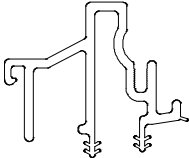
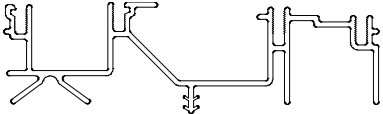
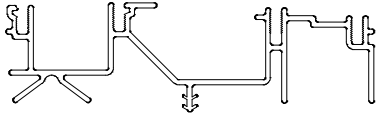




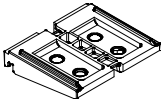
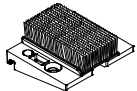
ILLUSTRATION NOT TO SCALE	DESCRIPTION	COLOR/ PART NO.	COLOR/ PART NO.
	<b>Primary Sash Interlock, Ultimate Only</b> V2393  Lineal      76"      (1930)	Beige  15355776	White  15355777
	<b>Secondary Sash Interlock, Ultimate Only</b> V2388  CN 2-0      20 1/4"      (514) CN 3-0      32 1/4"      (819) CN 3-6      38 1/4"      (971) CN 4-0      44 1/4"      (1124) CN 5-0      56 1/4"      (1429) Lineal      76"      (1930)	Beige  15355620 15355630 15355636 15355640 15355650 15355676	
	<b>Primary Sash Interlock, Ultimate Wood Only</b> V2071  Lineal      76"      (1930)	Beige  15354977	White  15354976
	<b>Secondary Sash Interlock, Ultimate Wood Only</b> V2064  CN 2-0      20 1/4"      (514) CN 3-0      32 1/4"      (819) CN 3-6      38 1/4"      (972) CN 4-0      44 1/4"      (1129) CN 5-0      56 1/4"      (1429) Lineal      76"      (1930)	Beige  15914520 15914530 15914536 15914540 15914550 15914576	
	<b>Interior Sill Track, Ultimate Only</b> V2039  CN 3-0      32 21/32" (829) CN 4-0      44 21/32" (1134) CN 5-0      56 21/32" (1439) CN 6-0      68 21/32" (1744) Lineal      120"      (3048) Lineal      175"      (4445)	Beige  15914230 15914240 15914250 15914260 15914298 15914297	White  15914231 15914241 15914251 15914261 15914299 15914296
	<b>Interior Sill Track, Ultimate Wood Only</b> V2088  NOTE: Order replacement screws with sill track, (WH 11808580) (BG 11808581)  CN 6-0      68 19/32" (1742) Lineal      120"      (3048) Lineal      175"      (4445)	Beige  15914460 15914498 15914497	White  15914461 15914499 15914496



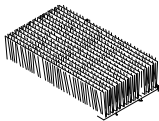
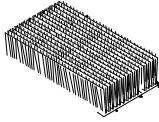
ILLUSTRATION NOT TO SCALE	DESCRIPTION	COLOR/ PART NO.	COLOR/ PART NO.																		
	<p><b>Exterior Sill Track XO, OX, XX, Ultimate Only</b> V2041</p> <p>NOTE: Also order meeting stile seal assembly (10817203) when replacing sill track.</p> <table border="0"> <tr> <td>Lineal</td> <td>120"</td> <td>(3048)</td> </tr> <tr> <td>Lineal</td> <td>175"</td> <td>(4445)</td> </tr> </table> <p>NOTE: Order by CN or RO of unit to receive correct fabrication. Lineal length available by PN</p>	Lineal	120"	(3048)	Lineal	175"	(4445)	<p>Beige</p> <p>15914398 15914396</p>	<p>White</p> <p>15914399 15914397</p>												
Lineal	120"	(3048)																			
Lineal	175"	(4445)																			
	<p><b>Jamb Liner, Ultimate Only</b> V2040</p> <p>NOTE: Also order foam hardware gasket (10500510) when jamb liner is replaced.</p> <table border="0"> <tr> <td>CN 2-0</td> <td>20 1/16"</td> <td>(510)</td> </tr> <tr> <td>CN 3-0</td> <td>32 1/16"</td> <td>(814)</td> </tr> <tr> <td>CN 3-6</td> <td>38 1/16"</td> <td>(967)</td> </tr> <tr> <td>CN 4-0</td> <td>44 1/16"</td> <td>(1119)</td> </tr> <tr> <td>CN 5-0</td> <td>56 1/16"</td> <td>(1424)</td> </tr> <tr> <td>Lineal</td> <td>76"</td> <td>(1930)</td> </tr> </table>	CN 2-0	20 1/16"	(510)	CN 3-0	32 1/16"	(814)	CN 3-6	38 1/16"	(967)	CN 4-0	44 1/16"	(1119)	CN 5-0	56 1/16"	(1424)	Lineal	76"	(1930)	<p>Beige</p> <p>15354220 15354230 15354236 15354240 15354250 15354276</p>	<p>White</p> <p>15354221 15354231 15354237 15354241 15354251 15354277</p>
CN 2-0	20 1/16"	(510)																			
CN 3-0	32 1/16"	(814)																			
CN 3-6	38 1/16"	(967)																			
CN 4-0	44 1/16"	(1119)																			
CN 5-0	56 1/16"	(1424)																			
Lineal	76"	(1930)																			
 <p>NOTE: Order 1 sill track gasket (10500773 WH) or (10500772 BG) and 1 Foam Hardware Gasket (10500510) with left hand or right hand liner replacement.</p> <p>NOTE: Order 1 Foam Hardware Gasket with stationary liner replacement.</p> <p>* Operator side jamb liners are handed; XOX configuration requires one of each handing.</p>	<p><b>Jamb Liner – Operator Left Side, XO, XOX* – Ultimate Wood Only</b> V2040</p> <table border="0"> <tr> <td>Lineal</td> <td>76"</td> <td>(1930)</td> </tr> </table>	Lineal	76"	(1930)	<p>Beige</p> <p>15354276</p>	<p>White</p> <p>15354277</p>															
Lineal	76"	(1930)																			
<p><b>Jamb Liner – All Stationary Side, Ultimate Wood Only</b> V2040</p> <table border="0"> <tr> <td>Lineal</td> <td>76"</td> <td>(1930)</td> </tr> </table>	Lineal	76"	(1930)	<p>Beige</p> <p>15354276</p>	<p>White</p> <p>15354277</p>																
Lineal	76"	(1930)																			
<p><b>Jamb Liner – Operator Right Side, OX, XOX* – Ultimate Wood Only</b> V2040</p> <table border="0"> <tr> <td>Lineal</td> <td>76"</td> <td>(1930)</td> </tr> </table>	Lineal	76"	(1930)	<p>Beige</p> <p>15354276</p>	<p>White</p> <p>15354277</p>																
Lineal	76"	(1930)																			



When ordering replacement weather strip specify quantity, color, part number and description.

ILLUSTRATION NOT TO SCALE	DESCRIPTION	COLOR/ PART NO.	COLOR/ PART NO.	COLOR/ PART NO.
	<b>Head/Sill Frame Weather Strip</b> V147  CN 3-0    17 1/4"    (438) CN 4-0    23 1/4"    (591) CN 5-0    29 1/4"    (743) CN 6-0    35 1/4"    (895)	Beige  15359730 15359740 15359750 15359760	White  15359630 15359640 15359650 15359660	
	<b>Jamb Frame Weather Strip</b> V147  CN 2-0    20 5/8"    (524) CN 3-0    32 5/8"    (829) CN 3-6    38 5/8"    (981) CN 4-0    44 5/8"    (1133) CN 5-0    56 5/8"    (1438) *Lineal    150"    (3810)	Beige  15359420 15359430 15359436 15359440 15359450 15351699	White  15359320 15359330 15359336 15359340 15359350 17002300	Black  15359520 15359530 15359536 15359540 15359550 17002299
	<b>Frame Cover Weather Strip, Ultimate Only</b> V147  CN 3-0    15 1/8"    (384) CN 4-0    21 1/8"    (537) CN 5-0    27 1/8"    (689) CN 6-0    33 1/8"    (841)	Beige  15360030 15360040 15360050 15360060	White  15359930 15359940 15359950 15359960	Black  15360130 15360140 15360150 15360160
	<b>Frame Cover Weather Strip Ultimate Wood LA Pre 2/26/2108</b> V147  Lineal    150"    (3810)	Beige  15351699	White  17002300	Black  17002299
		<b>Clutch Pocket Plug</b> 7/8" x 11/16" x 5/8"	White	10500504
	<b>Foam Tape</b> 150' Roll	Gray	11406218	
	<b>Header Dust Block</b> 1 1/8" x 1 1/8" x 1/2"	Gray	11869828	
	<b>Meeting Stile Sill Block, XOX / OXXO</b> Includes fasteners (11808580)  NOTE: Order 1 sill dust block with a meeting stile sill block replacement	Beige	11861172	
	<b>Meeting Stile Seal Assembly, Ultimate Only</b> XO, OX, XX, O  Includes: 1 - Fastener - 11808100	Beige	10817203	

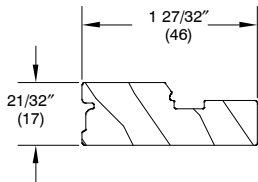
When ordering replacement weather strip specify quantity, color, part number and description.

ILLUSTRATION NOT TO SCALE	DESCRIPTION	COLOR/ PART NO.	COLOR/ PART NO.	COLOR/ PART NO.
	<b>Astragal Weather Strip, OXXO, Ultimate Only</b> V1935 – 100"	Beige  15357498	White  15357398	Black  15357598
	<b>Dust Block, XX Screen Sill, Ultimate Only</b> 5/16" x 1 1/8"	Gray  11869854		
	<b>Sill Dust Block, Ultimate Only</b> 1 5/8" x 7/8" x 3/8"	Gray  11869823		
	<b>Sill Dust Block, Ultimate Wood Only</b> 1 11/32" x 7/8" x 1/2"	Gray  11869856		

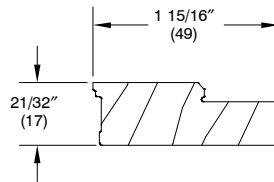
The following parts are for Ultimate and Ultimate Wood Glider DISC LA PRE 2/26/2018:

When ordering replacement wood parts specify:

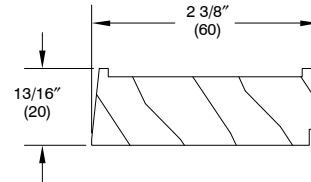
1. profile number;
2. call number or rough opening;
3. length;
4. LH or RH operation (if applicable)
5. type of product;
6. finish.



W10752 – Jamb Cover  
 XO, OX, XX, OXXO Picture  
 Max length: 76" (1930)



W11042 – Head Jamb  
 Stop – Picture  
 Max length: 76" (1930)

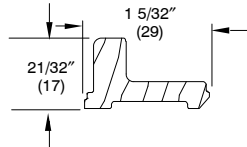


W8591 – Sill Filler – Picture  
 Max length: 120" (3048)

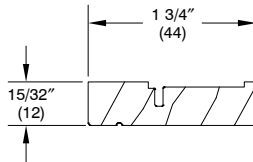
The following parts are for **Ultimate Glider** only:

When ordering replacement wood parts specify:

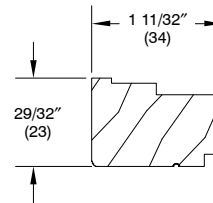
1. profile number;
2. call number or rough opening;
3. length;
4. LH or RH operation (if applicable)
5. type of product;
6. finish.



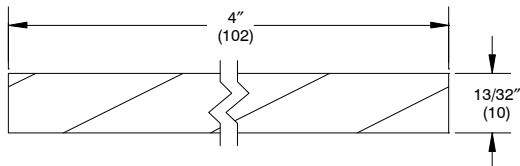
W12989  
Stop, Head Jamb  
XO, OX, XOX, XX, OXXO  
Max length 84" (2134)



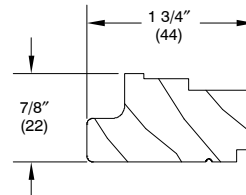
W2531 – Sill Liner  
Max length: 168" (4267)



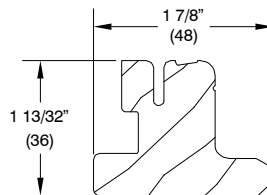
W2533 – Jamb Liner  
Max length: 78" (1981)



W7053 – Header Jamb to Sill Filler  
Horizontal Mullion  
Max length: 102" (2591)



W10917 – Jamb Liner  
with Interior Stop  
Max length: 76" (1930)



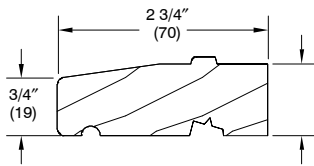
W12643– Interior Astragal  
OXXO  
Max length: 96" (2438)

**IMPORTANT:** The Interior Astragal (W12643) and the Exterior Astragal (A2997) will have to be ordered as a sub-assembly through the ETO process. Top and Bottom Astragal Plug and #8 x 1 1/2" Phillips truss head screws will need to be ordered separately if necessary.

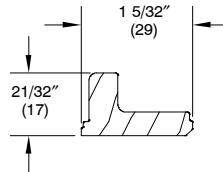
The following parts are for **Ultimate Wood Glider DISC LA PRE 2/26/2018** only:

When ordering replacement wood parts specify:

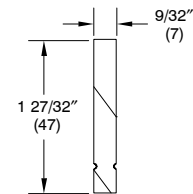
1. profile number;
2. call number or rough opening;
3. length;
4. LH or RH operation (if applicable)
5. type of product;
6. finish.



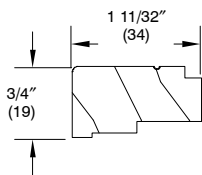
**W10333 – Sub sill**  
 Uses Sub sill Screws  
 available in Replacement  
 Parts section.



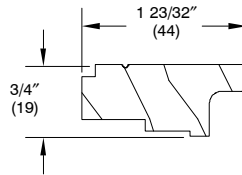
**W10933 – Head Jamb Stop**  
 XO, OX, XOX



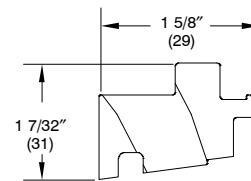
**W2146 – Sill Liner**



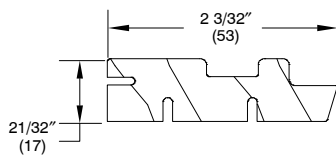
**W2127 – Interior Jamb Liner**  
 Stationary Side



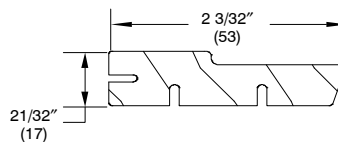
**W11085 – Interior Jamb Liner**  
 Operator Side



**W11319 – Leveling Block**  
 with foam tape applied



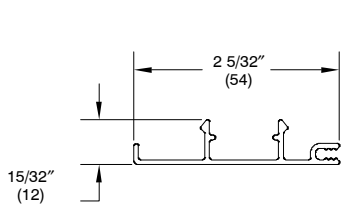
**W11181 – Exterior Jamb Cover**  
 with V803 applied



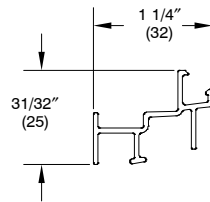
**W11097 – Exterior Head Jamb Cover**  
 with V803 applied

When ordering replacement aluminum parts specify:

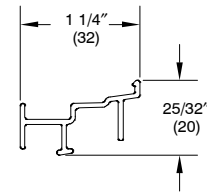
1. profile number;
2. call number or rough opening;
3. length;
4. LH or RH operation (if applicable)
5. type of product;
6. finish.



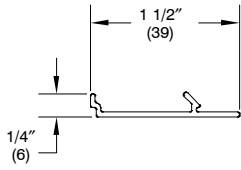
A2013 – Frame Clad Cover  
XO, OX, XX, XOX, OXXO



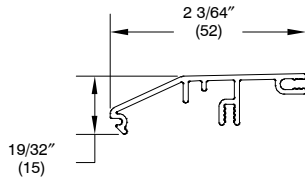
A2068 – Exterior Screen Track  
XO/OX, XOX, OXXO, Picture



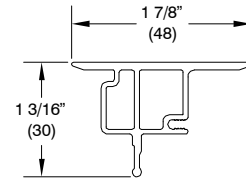
A2072 – Exterior Screen Track  
XX



A1929 – Cladding Cover –  
XX



A2008 – Sill Cover  
XO, OX, XOX, OXXO



A2997 – Exterior Astragal  
OXXO

**IMPORTANT:** The Interior Astragal (W12643) and the Exterior Astragal (A2997) will have to be ordered as a sub-assembly through the ETO process. Top and Bottom Astragal Plug and #8 x 1 1/2" Phillips truss head screws will need to be ordered separately if necessary.

**ORDERING REPLACEMENT SASH FOR:****ULTIMATE GLIDER**

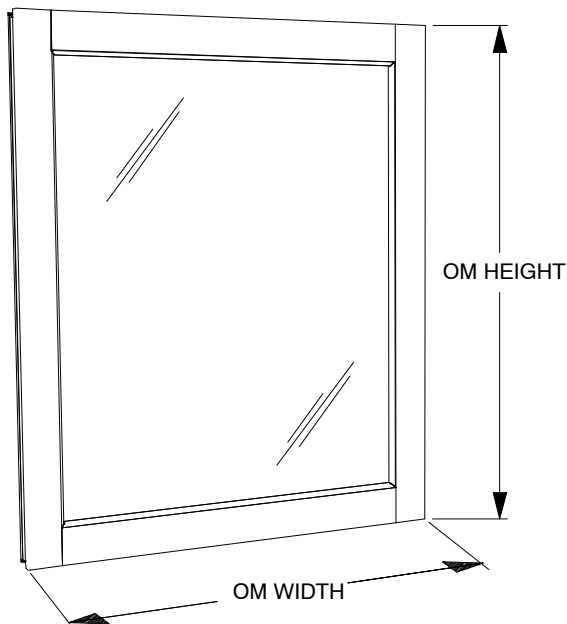
When ordering replacement sash specify:

1. product
2. size (call number or outside measurement (OM) of sash);
3. type and operation OX/XO, XO, XRX or XXL, O
4. glazing;
5. finish.
6. sticking (see illustration).
  - a. ogee
  - b. square

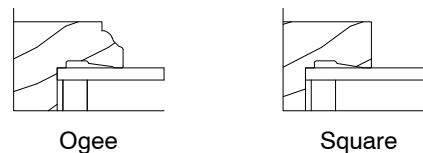
**ULTIMATE GLIDER PICTURE UNITS**

When ordering replacement sash specify:

1. size (call number or OM of sash)
2. glazing;
3. finish.
4. sticking (see illustration).
  - a. ogee
  - b. square



**Ultimate Stationary Sash  
Exterior View**

**Sticking Profiles  
Standard**

**ORDERING REPLACEMENT SASH FOR:****ULTIMATE WOOD GLIDER DISC LA PRE 2/26/2018**

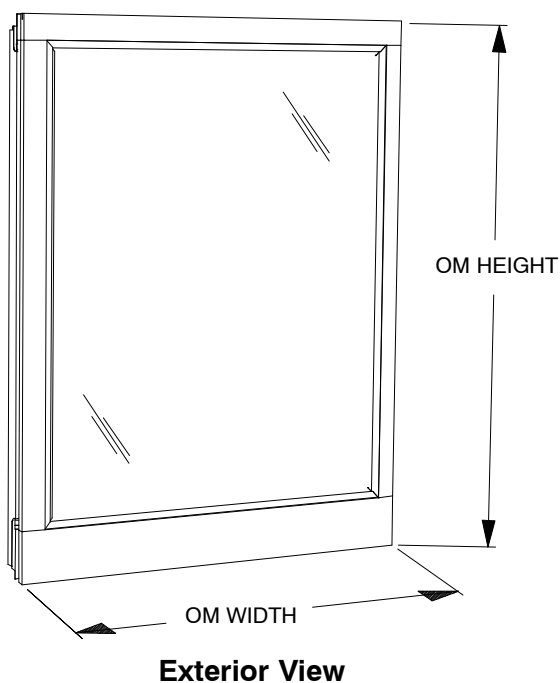
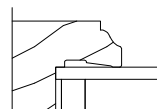
When ordering replacement sash specify:

1. which sash is being replaced – operator, stationary or pair;
2. size (call number or OM of sash);
3. operation (OX or XO);
4. glazing;
5. finish.
6. sticking (see illustration).
  - a. ogee
  - b. square

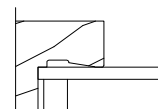
**ULTIMATE WOOD GLIDER DISC LA PRE 2/26/2018 TRIPLE SASH UNITS**

When ordering replacement sash specify:

1. which sash is being replaced – left or right operator or center;
2. size (call number or OM of sash);
3. glazing;
4. finish.
5. sticking (see illustration).
  - a. ogee
  - b. square

**Sticking Profiles  
Standard**

Ogee



Square



### ORDERING REPLACEMENT SCREENS FOR ULTIMATE GLIDER

Aluminum screens are standard with color to match the exterior and charcoal colored fiberglass 18 x 16 screen mesh. Aluminum mesh is available as an option in Charcoal High Transparency, Charcoal Aluminum, Black Aluminum, Bright Aluminum, and Bright Bronze. XO/OX and XOX standard screens cover the active sash opening, XX screens cover the entire window opening as standard. Determine the outside measurement of the existing screen. Find the sizes that correspond to the width and height indicated on the following charts. Surrounds are available in all standard and select colors.

When ordering replacement screen specify:

1. Size of the screen by using the conversion charts below or measure the existing unit.  
The daylight opening is the measurement of the visible glass.
2. handing, XO, OX, XXL, XXR
3. color;
4. mesh type (if other than standard).

**NOTE:** Ultimate Glider screens are specific to the type of glider and handing (XO, OX, XXL, XXR). They are not interchangeable. To convert from an active screen on an XX glider to a full dual screen, both screens must be ordered independently.

**Screen Sizes for Ultimate Glider 02–28–2011 to present  
Daylight Opening to OM of Active Screen**

Daylight Width (of primary sash) + 3 9/32" = OM Width of Screen

XX Primary Screen (in front of primary sash) Daylight Width of Primary Sash + 3 9/32" = OM Width of Primary Screen

XX Secondary Screen (in front of secondary sash) Daylight Width of Secondary Sash + 3 9/32" = OM Width of Secondary Screen

XO, OX, XOX, XX Daylight Height + 4 17/32" = OM Height of Screen

XO, OX, XOX Width		XX Primary Width		XX Secondary Width		XO, OX, XX, XOX Height	
Size	OM - Width	Size	OM - Height	Size	OM - Width	Size	OM - Height
3-0	16 9/16"(421)	30	16 9/16" (421)	3-0	17 7/32"(437)	2-0	21 1/4" (539)
3-6	19 9/16"(497)	36	19 9/16" (497)	3-6	20 7/32"(514)	2-6	27 1/4" (692)
4-0	22 9/16"(573)	40	22 9/16"(573)	4-0	23 7/32"(590)	3-0	33 1/4" (844)
4-6	25 9/16"(649)	46	25 9/16" (649)	4-6	26 7/32"(666)	3-6	39 1/4" (997)
5-0	28 9/16"(725)	50	28 9/16" ((726)	5-0	29 7/32"(742)	4-0	45 1/4" (1149)
5-6	31 9/16"(802)	56	31 9/16"(802)	5-6	32 7/32"(818)	4-6	51 1/4" (1301)
6-0	34 9/16"(878)	60	34 9/16" (878)	6-0	35 7/32"(895)	5-0	57 1/4" (1454)
						5-6	63 1/4" (1606)
						6-0	69 1/4" (1759)

**ORDERING REPLACEMENT SCREENS FOR ULTIMATE WOOD GLIDER DISC LA PRE 2/26/2018**

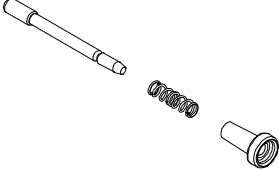
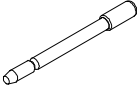


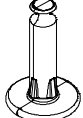


Screens are standard with aluminum surround and charcoal colored fiberglass 18 x 16 screen mesh. Aluminum mesh is available as an option in Charcoal High Transparency, Charcoal Aluminum, Black Aluminum, Bright aluminum or Bright Bronze aluminum. Determine the outside measurement of the existing screen. Find the sizes that correspond to the width and height indicated on the following charts. Surrounds are available in all standard and select colors.

When ordering replacement screen specify:

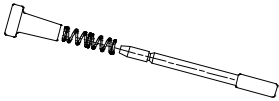
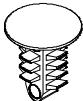
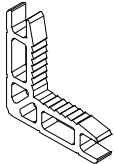
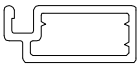
1. size; – If there is no existing screen from which to obtain the OM of the screen, determine the size of the screen by using the conversion charts below. The daylight opening is the measurement of the visible glass
2. Color;
3. Mesh type (if other than standard).

<b>Screen Sizes for                      Ultimate Wood Glider DISC LA PRE 2/26/2018                      8/29/2011 to 2/26/2018</b>			
Daylight Width + 1 27/32"= OM Width of Screen Daylight Height + 3 27/32"= OM Height of Screen			
* NOTE: Screens feature clear finger pull/leaf spring mounting system			
XO, OX, Width		XO, OX, XOX Height	
Size	OM - Width	Size	OM - Height
3-0	15 1/8"(384)	1-6	14 9/16"(370)
3-6	18 1/8"(460)	2-0	20 9/16"(522)
4-0	21 1/8"(537)	2-6	26 9/16"(675)
4-6	24 1/8"(613)	3-0	32 9/16"(827)
5-0	27 1/8"(689)	3-6	38 9/16"(980)
5-6	30 1/8"(765)	4-0	44 9/16"(1132)
6-0	33 1/8"(841)	4-6	50 9/16"(1284)
<b>XOX OM Width</b>		5-0	56 9/16"(1437)
6-0	15 1/8"(384)	5-6	62 9/16"(1589)
8-0	21 1/8"(537)	6-0	68 9/16"(1742)
10-0	27 1/8"(689)		

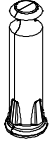
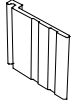
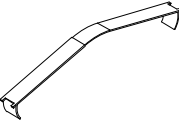

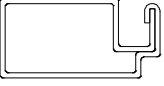
When ordering replacement parts specify part number and quantity.

ILLUSTRATION NOT TO SCALE	DESCRIPTION	COLOR	PART NO.
	<p><b>Screen Plunger Kit – 3 pc, Ultimate</b> Includes: 1 – Plunger (05070315) 1 – Plunger Spring (05070421) 1 – Plunger Cap (05070308, Black)</p>		11851054
	<p><b>Screen Plunger, Ultimate</b></p>	Mill Finish	05070315
	<p><b>Spring, Plunger, Ultimate</b></p>		05070421
	<p><b>Screen Plunger Cap, Ultimate</b></p>	Black	05070308
	<p><b>Screen Glide, Ultimate</b></p>	Black	11040341
	<p><b>Screen Weather Strip, Ultimate</b> V113 Lineal 150" (3810)</p>	Beige White Black	15619698 15620498 15620598
	<p><b>Dust Block, Ultimate</b> XX configuration half Screen Specify lineal feet needed</p>	Gray	11869855

When ordering replacement parts specify part number and quantity.

ILLUSTRATION NOT TO SCALE	DESCRIPTION	COLOR	PART NO.
	<p><b>Magnum Plunger and Spring Assembly – OXXO use only, Ultimate</b>  <i>Extruded Screen</i>  <i>Includes: 1 – Plunger Bolt (05070309)</i>  <i>1 – Plunger Spring (05070421)</i>  <i>1 – Plunger Cap (05070308 – BK)</i></p>		10500706
	<p><b>Weep Bump – OXXO use only, Ultimate</b></p>	Black	10500095
	<p><b>Corner Key, Screen – OXXO use only, Ultimate</b>            A2339</p>	Aluminum	11867894
	<p><b>Screen Frame – OXXO use only, Ultimate</b>            A2296            Available in 168” (4267) length</p>	Bahama Brown 16020010 Pebble Gray 16020020 Bronze 16020030 Evergreen 16020040 Stone White 16020050 Wineberry 16020070 Ebony 16020090 Cascade Blue 16020100 Cashmere 16020110 Copper 16020131 Coconut Cream 16020140 Cadet Gray 16020150 Hampton Sage 16020160 Sierra White 16020170 Bright Silver 16020181 Liberty Bronze 18872738 Gunmetal 18872740 Suede 18872742 Clay 18872744	

When ordering replacement parts specify part number and quantity.

<b>ILLUSTRATION</b> <i>NOT TO SCALE</i>	<b>DESCRIPTION</b>	<b>OPER./ COLOR</b>	<b>PART NO.</b>
	<b>Screen Bump, Ultimate Wood</b>	Black	11861173
	<b>Screen Pull Tab, Ultimate Wood</b>	Clear	11860350
	<b>Leaf Spring, Ultimate Wood</b> MISC 0104		11868835
	<b>Corner Key, Screen, Ultimate and Ultimate Wood</b> MISC 051	Stone White Bronze Pebble Gray/Satin Taupe Bahama Brown Clay Evergreen	11867875 11867862 11867863 11867864 11867866 11867868
	<b>Screen Surround, Aluminum Profile, Ultimate and Ultimate Wood</b> A135 Available in 150" (3810) length	Stone White Bronze Pebble Gray Bahama Brown Evergreen	18801120 15231399 15231150 15231499 15230199

Combination units are composed of two glass panels and a screen insert. One of the storm panels slides to the side for self storage when the screen is in use. When ordering replacement combinations and/or inserts determine the outside measurement of the existing items or use the following conversions. Aluminum surrounds on combinations are available in Bronze and Stone White. Charcoal aluminum wire screen is standard.

When ordering replacement combinations specify:

1. size of the combination by using the conversion charts below or measure the existing unit.
2. operation:OX, XO, XXL, XXR or triple sash
3. color; mesh type (if other than standard); glass type.

**Combination Sizes for Ultimate Glider 02-28-2011 to present  
Daylight Opening to OM of Combination**

\* NOTE: Daylight opening is the measurement of the visible glass.

XO, OX, XX Daylight Width of Primary + Daylight Width of Secondary + 6 15/16" = OM Width of Combination

XOX Daylight Width of Primary Sash 1 + Daylight Width of Secondary + Daylight Width of Primary 2 Sash + 9 3/8" = OM Width of Combination

XO, OX, XOX, XX Daylight Height + 4 5/8" = OM Height of Combination

Combination units are composed of two glass panels and a screen insert. One of the storm panels slides to the side for self storage when the screen is in use. When ordering replacement combinations and/or inserts determine the outside measurement of the existing items or use the following conversions. Use the following charts based on daylight openings to determine combination size and component sizes. Aluminum surrounds on combinations are available in Stone White or Bronze. Charcoal aluminum wire screen is standard.

When ordering replacement combinations specify:

1. size of the combination by using the conversion charts below or measure the existing unit.
2. operation:OX, XO or triple sash
3. Finish and panel color; mesh type (if other than standard); glass type.

**Combination Sizes for  
 Ultimate Wood Glider DISC LA PRE 2/26/2018  
 08-29-2011 to 2/26/2018  
 Daylight Opening to OM of Combination**

\* NOTE: Daylight opening is the measurement of the visible glass.

XO, OX, Daylight Width of Primary + Daylight Width of Secondary + 7 7/16" = OM Width of Combination

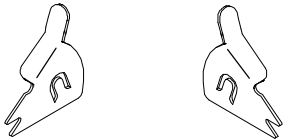
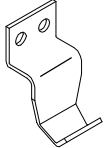
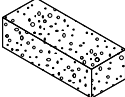
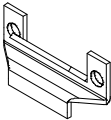
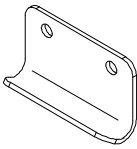
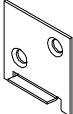
XOX Daylight Width of Primary Sash 1 + Daylight Width of Secondary + Daylight Width of Primary 2 Sash + 9 7/8" = OM Width of Combination

XO, OX, XOX Daylight Height + 5 13/16" = OM Height of Combination

Combination				Individual Panels				
XO, OX OM Width of Combination		XO, OX, XOX OM Height of Combination		Operator Panel OM Height XO, OX	Operator Panel OM Width XO, OX	Stationary Panel XO, OX OM Width	Screen Panel OM Width XO, OX	Screen-Stat. Panels OM Height XO, OX
Size	Width	Size	Height	Height	Width	Width	Width	Height
3-0	34"(864)	2-0	22 17/32"(572)	18 5/32"(461)	15 15/16"(405)	14 7/8"(378)	14 5/8"(371)	17 15/32"(444)
3-6	40"(1016)	2-6	28 17/32"(725)	24 5/32"(614)	18 15/16"(481)	17 7/8"(454)	17 5/8"(448)	23 15/32"(596)
4-0	46"(1168)	3-0	34 17/32"(877)	30 5/32"(766)	21 15/16"(557)	20 7/8"(530)	20 5/8"(524)	29 15/32"(748)
4-6	52"(1321)	3-6	40 17/32"(1029)	36 5/32"(918)	24 15/16"(633)	23 7/8"(606)	23 5/8"(600)	35 15/32"(901)
5-0	58"(1473)	4-0	46 17/32"(1182)	42 5/32"(1071)	27 15/16"(710)	26 7/8"(683)	26 5/8"(676)	41 15/32"(1053)
5-6	64"(1626)	4-6	52 17/32"(1334)	48 5/32"(1223)	30 15/16"(786)	29 7/8"(759)	29 5/8"(752)	47 15/32"(1206)
6-0	70"(1778)	5-0	58 17/32"(1487)	54 5/32"(1375)	33 15/16"(862)	32 7/8"(835)	32 5/8"(829)	53 15/32"(1358)
XOX OM Width of Combination		5-6	64 17/32"(1639)	60 5/32"(1528)	Operator Panel OM Width XOX	Stationary Panel OM Width XOX	Screen Panel OM Width XOX	59 15/32"(1510)
		6-0	70 17/32"(1791)	66 5/32"(1680)				65 15/32"(1663)
6-0	70"(1778)					15 15/16"(405)	35 1/16"(891)	14 5/8"(371)
8-0	94"(2388)					21 15/16"(557)	47 1/16"(1195)	20 5/8"(524)
10-0	118"(2997)					27 15/16"(710)	59 1/16"(1500)	26 5/8"(676)

Combination units are composed of two glass panels and a screen insert. One of the storm panels slides to the side for self storage when the screen is in use.

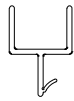
When ordering specify the quantity, description, color and part number.

ILLUSTRATION NOT TO SCALE	DESCRIPTION	COLOR	PART NO.
 <p>Left Hand      Right Hand</p>	<p><b>Turn Latch</b> MISC 062</p> <p>LH RH</p>	<p>Mill Finish</p>	<p>11860411 11860311</p>
	<p><b>Hook, Short</b> MISC 064</p> <p><i>Includes:</i> 1 - Hook 2 - Rivets (01060758)</p>	<p>Mill Finish</p>	<p>11040200</p>
	<p><b>Pad, Hook</b> M601 3/8"x1/2"x1 5/16"</p>	<p>White</p>	<p>10500201</p>
	<p><b>Holding Bracket, Stationary Panel</b></p>	<p>Mill Finish</p>	<p>11040365</p>
	<p><b>Sash Pull</b> MISC 063</p> <p><i>Includes:</i> 1 - Sash pull 2 - #6x5/16" truss head screws</p>	<p>Mill Finish</p>	<p>03040511</p>
	<p><b>Wood Combination Keeper</b></p>		<p>03060411</p>



When ordering replacement panel track specify:

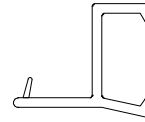
1. profile;
2. call number or OM of combination;
3. length;
4. color;



**V392**

**Stationary Panel Track**

Ultimate Wood  
stationary vertical and  
horizontal panel track



**V057**

**Operator Panel Track**

Ultimate Wood vertical  
and horizontal panel track