

ULTIMATE AND ULTIMATE WOOD DOUBLE/SINGLE HUNG MAGNUM, ULTIMATE AND ULTIMATE WOOD DOUBLE/SINGLE HUNG MAGNUM TILT PAC

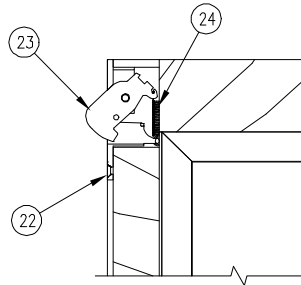
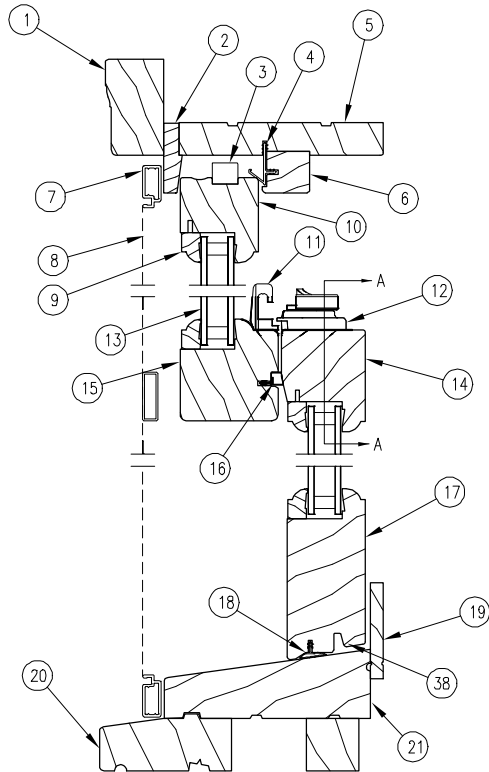
Table of Contents

	PAGE
History	2
Part Identification	
Part Identification – Ultimate Wood Double Hung Magnum	4
Part Identification – Ultimate Wood Single Hung Magnum	5
Part Identification – Ultimate Wood Double Hung Magnum Picture 1 5/8 Inch Sash	6
Part Identification – Ultimate Wood Double Hung Magnum Picture 2 Inch Sash	7
Part Identification – Ultimate Wood Double Hung Magnum Transom	8
Part Identification – Ultimate Double Hung Magnum DISC LA PRE 6/25/2018	9
Part Identification – Ultimate Single Hung Magnum DISC LA PRE 6/25/2018	10
Part Identification – Ultimate Double Hung Magnum Picture 2 Inch Sash DISC LA PRE 6/25/2018	11
Part Identification – Ultimate Double Hung Magnum Transom DISC LA PRE 6/25/2018	12
Ultimate Wood Double/Single Hung Magnum and Ultimate Double/Single Hung Magnum DISC LA PRE 6/25/2018	
Parts	13
Discontinued Parts	16
Weather Strip	17
Balances	18
Jamb Carriers – Ultimate Wood Double/Single Hung	19
Jamb Carriers – Ultimate Double/Single Hung DISC LA PRE 6/25/2018	20
Wood Parts – Ultimate Wood Double/Single Hung	21
Wood Parts – Ultimate Double/Single Hung DISC LA PRE 6/25/2018	22
Vinyl Parts – Ultimate Wood Double/Single Hung	23
Vinyl Parts and Aluminum Parts – Ultimate Double/Single Hung DISC LA PRE 6/25/2018	24
Sash Replacement – Ultimate Wood Double/Single Hung	25
Sash Replacement – Ultimate Double/Single Hung DISC LA PRE 6/25/2018	26
Screens – Ultimate Wood Double/Single Hung	27
Screens – Ultimate Double/Single Hung DISC LA PRE 6/25/2018	28
Screen Parts	29
Discontinued Screen Parts	30
Energy Panels Conversions – Ultimate Wood Double/Single Hung	31
Combinations – Ultimate Wood Double/Single Hung	32
Combination Parts – Ultimate Wood Double/Single Hung	33
Combinations – Ultimate Double/Single Hung DISC LA PRE 6/25/2018	34
Combination Parts – Ultimate Double/Single Hung DISC LA PRE 6/25/2018	35
Ultimate Double Hung / Single Hung Magnum Tilt Pac	
Parts – Ultimate and Ultimate Wood Double Hung Magnum Tilt Pac	36
Balances and Liners – Ultimate and Ultimate Wood Double Hung Magnum Tilt Pac	40
Vinyl, Wood and Aluminum Parts – Ultimate and Ultimate Wood Double Hung Magnum Tilt Pac	41
Weather Strip – Ultimate and Ultimate Wood Double Hung Magnum Tilt Pac	42
Sash Replacement – Ultimate and Ultimate Wood Double Hung Magnum Tilt Pac	43

PRODUCED	UNIT TYPE	FEATURES OR CHANGES	STATUS
1984	Ultimate Wood Double Hung Magnum	Introduced Magnum Double Hung. Unit features 1 3/4" sash, white vinyl jamb liners and dual balance system.	2005
1985	Ultimate Wood Double Hung Magnum	Standard color on vinyl jamb liners changed from white to beige. Change from crescent style lock to cam style lock.	2005 1993
1985	Ultimate Wood Double Hung Magnum Tilt Pac	Introduced Double Hung Magnum Tilt Pac. Replacement kit contains: 1 3/4" sash, beige vinyl jamb liners, dual balance system and sash brackets.	Present
1986	Historical Double Hung Magnum, Single Hung and Tilt Pac	Introduced Historical Double Hung Magnum, Single Hung and Tilt Pac. Unit features historic profile muntin and bars, 1 3/4" sash, routed finger pulls, dual balance system, white vinyl jamb liners, white cam lock and (optional) white interior energy panel.	Present
1986	Ultimate Wood Single Hung and Single Hung Magnum Tilt Pac	Unit features 1 3/4" sash, dual balance system and beige vinyl jamb liners.	Present
1989	Ultimate Double Hung Magnum DISC LA PRE 6/25/2018 and Ultimate Double Hung Tilt Pac	Unit features 1 3/4" sash, beige vinyl jamb liners and dual balance system. Aluminum clad exterior available in bronze, white and pebble gray.	Present
1991	Wood Magnum Simulated Triple Hung	Introduced Magnum Simulated Triple Hung. Unit features three 1 3/4" sash in frame (two fixed and one operating), beige vinyl jamb liners and dual balance system.	Present
1991	Clad Magnum Replacement System	Introduced Clad Magnum Replacement system. Replacement kit contains: two 1 3/4" sash, beige vinyl jamb liners, dual balance system and frame panning.	Present
1991	Ultimate Wood Double Hung Magnum and Ultimate Double Hung Magnum DISC LA PRE 6/25/2018	Locks no longer offset on ADL units with center bar. Munt routed for keeper.	Present
1992	Wood Magnum Triple Hung	Introduced Wood Magnum Triple Hung. Unit features three 1 3/4" sash in frame (counter balanced top and bottom sash with stationary center sash). Beige vinyl jamb liners.	Present
1992	Ultimate Wood Double Hung Magnum	Simulated divided lite introduced.	Present
1993	All	Sash lock changed to spring loaded sash lock.	Present
1993	Ultimate Double Hung Magnum DISC LA PRE 6/25/2018	Simulated divided lite introduced.	Present
1993	Ultimate Double Hung Magnum DISC LA PRE 6/25/2018 and Ultimate Double Hung Tilt Pac	Factory applied brick mould casing introduced.	Present
1994	Historical Double Hung Magnum, Single Hung and Tilt Pac	Interior energy panel surround changed from vinyl to metal. Energy panel fastening clip changed from butterfly clip to push/pull panel clip.	Present
2002	Ultimate Double Hung Magnum DISC LA PRE 6/25/2018	3/02 Stone White becomes a standard color. Arctic White transitions to a select color.	Present
2003	All	3/31/03 Satin Taupe (TP) hardware replaces bronze as standard.	Present

PRODUCED	UNIT TYPE	FEATURES OR CHANGES	STATUS
2005	Ultimate Wood Double Hung Magnum and Ultimate Double Hung Magnum DISC LA PRE 6/25/2018	8/1/05 Introduced the Ultimate Double Hung Magnum. The Magnum Double Hung line retires.	Present
2008	Ultimate Wood Double Hung Magnum and Ultimate Double Hung Magnum DISC LA PRE 6/25/2018	6/02/2008 Introduced charcoal colored high transparency screen mesh (CH HI-TRAN) as an option on all window and door products (including combinations).	Present
2008	Ultimate Double Hung Magnum DISC LA PRE 6/25/2018	7/28/2008 Mixed grain Douglas fir is now a standard option.	Present
2009	All	3/23/2009 Added LoE ³ -366™ as a standard option for all products. Added Cedro Macho as a standard option for all Ultimate products.	Present
2011	All	04/25/2011 Added LoE-180™ as a standard option for all products. White painted interior finish option introduced for all products.	Present
2012	Ultimate Wood Double Hung Magnum and Ultimate Double Hung Magnum DISC LA PRE 6/25/2018	04-30-2012 Introduced a new screen design as standard.	Present
		10-29-2012 Interior Square Sticking/Glazing Bead option introduced.	Present
	All	12-17-2012 Introduced Clear interior finish option on all products.	Present
2013	All	04/29/2013 Introduced interior stain options. Stain colors are Wheat, Honey, Leather, Hazelnut, Cabernet and Espresso.	Present
2016	All	10/31/2016 Obsolescence of the wood species Cedro Macho for all products.	Present
2017	All	10/30/2017 Discontinued Ep colors with exception of Stone White and Bronze	Present
2017	All	10/30/2017 Discontinuation of old style Magnum frame parts and Panning System.	Present
2018	Ultimate Double Hung Magnum DISC LA PRE 6/25/2018 products including Single Hung, Double Hung, Picture and Transom	06/25/2018 Ultimate Double Hung Magnum products including Ultimate Single Hung, Double Hung, Picture and Transom (CUDHT) moved to discontinued status.	Present

ULTIMATE WOOD DOUBLE HUNG MAGNUM

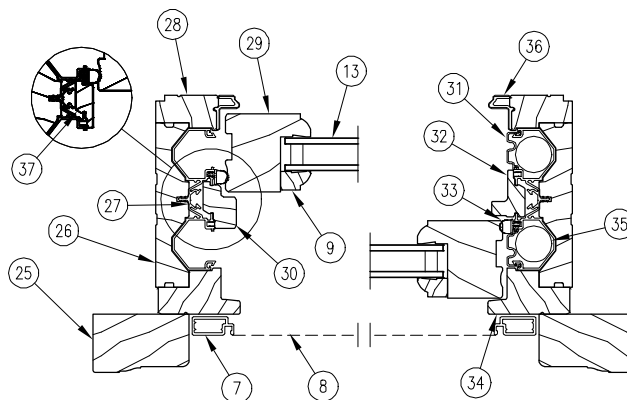


**HEAD JAMB
AND SILL DETAIL**

1. Top Brick Mould Casing, W1047
2. Top Blind Stop
3. Tilt Latch
4. Parting Stop Weather strip, V945
5. Head Jamb
6. Parting Stop, W8883
7. Screen Frame
8. Screen Mesh
9. Glazing Bead
10. Top Rail
11. Sash Keeper
12. Sash Lock
13. Insulated Glass
14. Bottom Check Rail
15. Top Check Rail
16. Check Rail Weather strip, V031
17. Bottom Rail
18. Bottom Rail Weather strip, V147
19. Sill Liner, W8914
20. Subsill, W2134
21. Sill
22. End Plate
23. Locking Blade
24. Extension Spring
25. Side Brick Mould Casing, W1047
26. Jamb
27. Vinyl Jamb Carrier, V1375
28. Jamb Liner, W8880
29. Stile
30. Exterior Jamb Filler (Lower), W8927
31. Balance Cover
32. Interior Jamb Filler, W8878
33. Frame Weather strip, V1419
34. Jamb Blind Stop
35. Sash Balance Tube
36. Jamb Liner Stop, A1402
37. Exterior Jamb Filler (Upper)
38. Sill Bracket

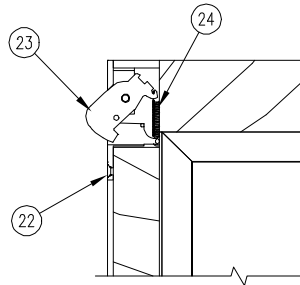
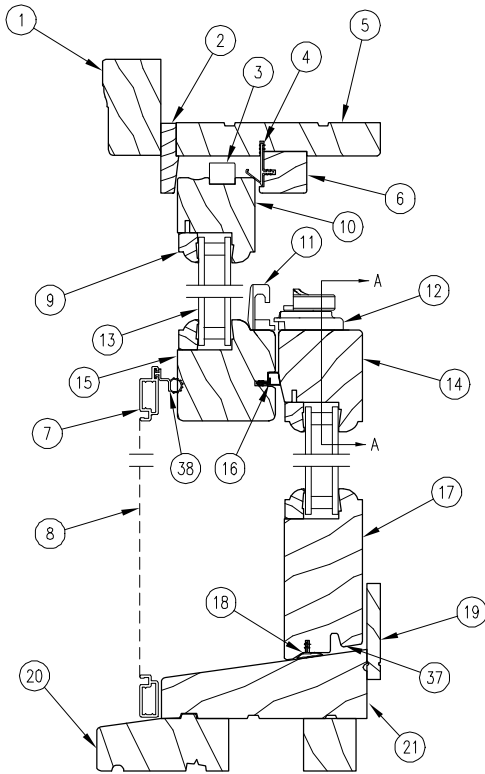
**MID-LEVEL
JAMB DETAIL**

**JAMB
DETAIL**



NOTE: Not to scale; specifications subject to change without notice.

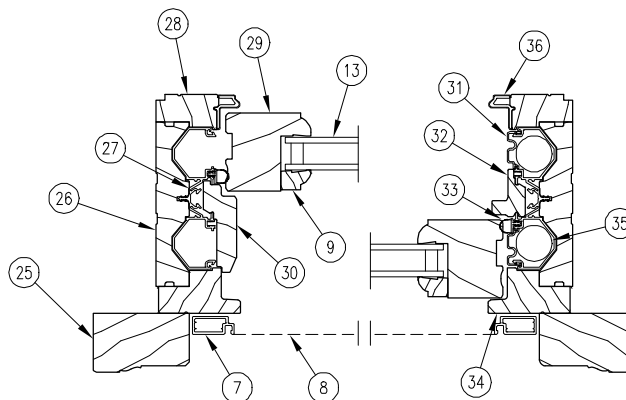
ULTIMATE WOOD SINGLE HUNG MAGNUM



**HEAD JAMB
AND SILL DETAIL**

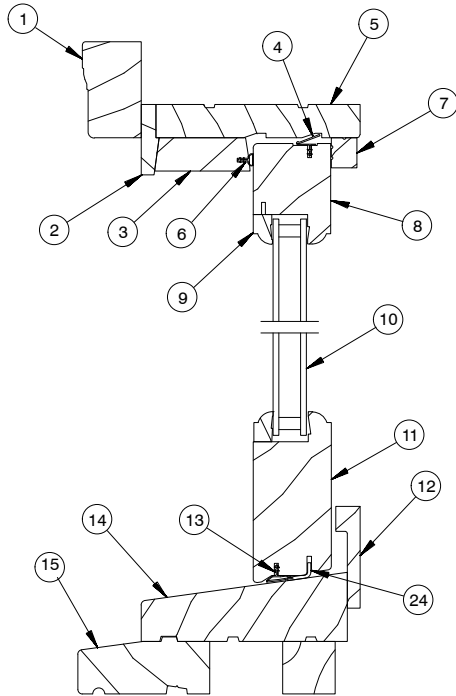
1. Top Brick Mould Casing, W1047
2. Top Blind Stop
3. Tilt Latch
4. Parting Stop Weather strip, V945
5. Head Jamb
6. Parting Stop, W8883
7. Screen Frame
8. Screen Mesh
9. Glazing Bead
10. Top Rail
11. Sash Keeper
12. Sash Lock
13. Insulated Glass
14. Bottom Check Rail
15. Top Check Rail
16. Check Rail Weather strip, V031
17. Bottom Rail
18. Bottom Rail Weather strip, V147
19. Sill Liner, W8914
20. Subsill, W2134
21. Sill
22. End Plate
23. Locking Blade
24. Extension Spring
25. Side Brick Mould Casing, W1047
26. Jamb
27. Vinyl Jamb Carrier, V1375
28. Jamb Liner, W8880
29. Stile
30. Single Hung Filler, W9004
31. Balance Cover
32. Bottom Wood Jamb Filler, W8878
33. Frame Weather strip, V1419
34. Jamb Blind Stop
35. Sash Balance Tube
36. Jamb Liner Stop, A1402
37. Sill Bracket
38. 1/2 Screen Foam Liner

**JAMB
DETAIL**



NOTE: Not to scale; specifications subject to change without notice.

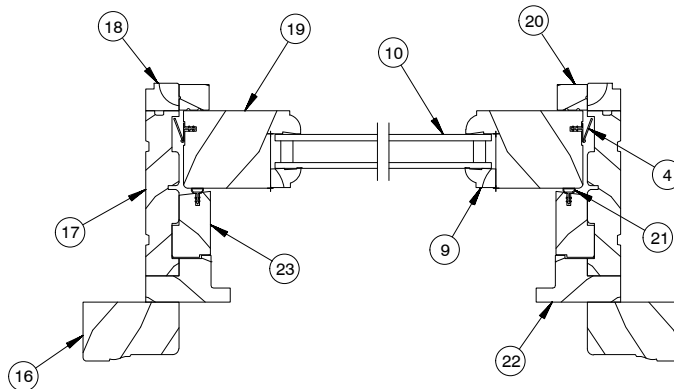
ULTIMATE WOOD DOUBLE HUNG MAGNUM PICTURE 1 5/8 INCH SASH



**HEAD JAMB
AND SILL DETAIL**

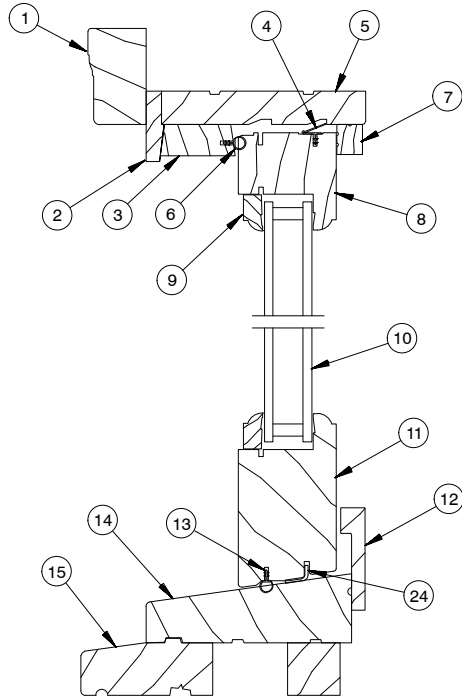
1. Top Brick Mould Casing, W1047
2. Top Blind Stop, W2125
3. Exterior Head Jamb Filler, W2175
4. Vinyl Retainer, V130
5. Head Jamb
6. Top Rail Weather strip, V147
7. Interior Stop
8. Top Rail
9. Glazing Bead
10. Insulated Glass
11. Bottom Rail
12. Sill Liner, W8992
13. Bottom Rail Weather strip, V147
14. Sill
15. Subsill, W2134
16. Side Brick Mould Casing, W1047
17. Jamb
18. Jamb Liner, W2143
19. Stile
20. Interior Stop, W7134
21. Sash Weather strip, V147
22. Exterior Blind Stop
23. Exterior Filler, W2177
24. Sill Bracket

**JAMB
DETAIL**



NOTE: Not to scale; specifications subject to change without notice.

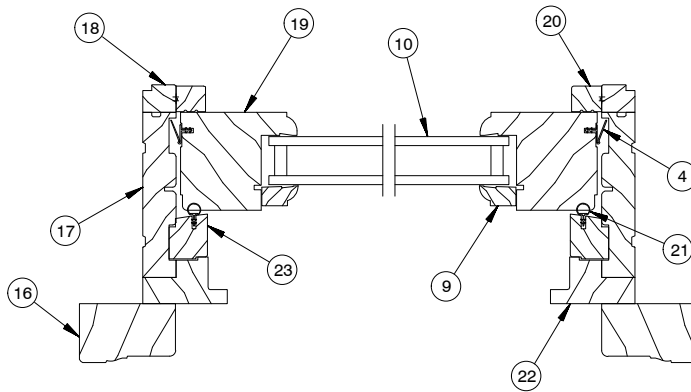
ULTIMATE WOOD DOUBLE HUNG MAGNUM PICTURE 2 INCH SASH



**HEAD JAMB
AND SILL DETAIL**

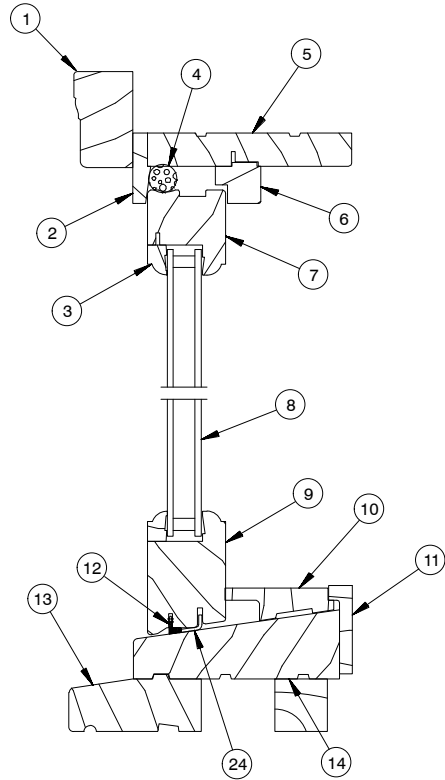
1. Top Brick Mould Casing, W1047
2. Top Blind Stop, W2125
3. Exterior Head Jamb Filler, W2175
4. Vinyl Retainer, V130
5. Head Jamb
6. Top Rail Weather strip, V147
7. Interior Stop
8. Top Rail
9. Glazing Bead
10. Insulated Glass
11. Bottom Rail
12. Sill Liner, W8992
13. Bottom Rail Weather strip, V147
14. Sill
15. Subsill, W2134
16. Side Brick Mould Casing, W1047
17. Jamb
18. Jamb Liner, W2143
19. Stile
20. Interior Stop, W7134
21. Sash Weather strip, V147
22. Exterior Blind Stop
23. Exterior Filler, W2177
24. Sill Bracket

**JAMB
DETAIL**



NOTE: Not to scale; specifications subject to change without notice.

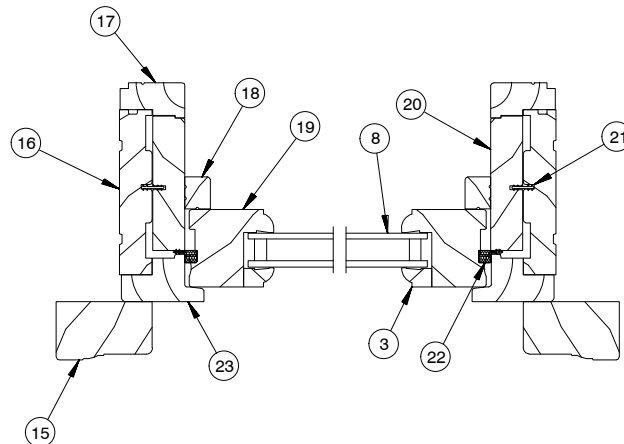
ULTIMATE WOOD DOUBLE HUNG MAGNUM TRANSOM



**HEAD JAMB
AND SILL DETAIL**

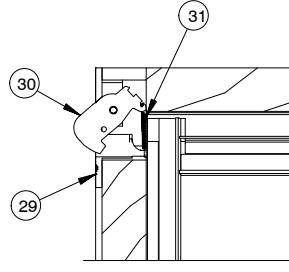
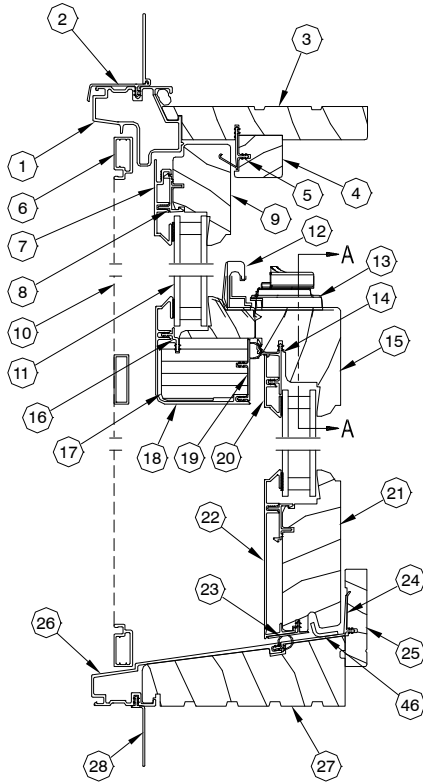
1. Top Brick Mould Casing, W1047
2. Top Blind Stop, W2125
3. Sash Glazing Bead
4. Foam Backer Rod
5. Head Jamb
6. Head Jamb Stop, W7136
7. Top Rail
8. Insulated Glass
9. Bottom Rail
10. Sash Filler
11. Sill Liner, W2179
12. Bottom Rail Weather strip
13. Subsill, W2134
14. Sill
15. Side Brick Mould Casing, W1047
16. Jamb
17. Interior Jamb Liner, W2127
18. Interior Stop
19. Stile
20. Jamb Filler, W7126
21. Connecting Barb
22. Jamb Weather strip, V031
23. Exterior Blind Stop, W8950
24. Sill Bracket

**JAMB
DETAIL**



NOTE: Not to scale; specifications subject to change without notice.

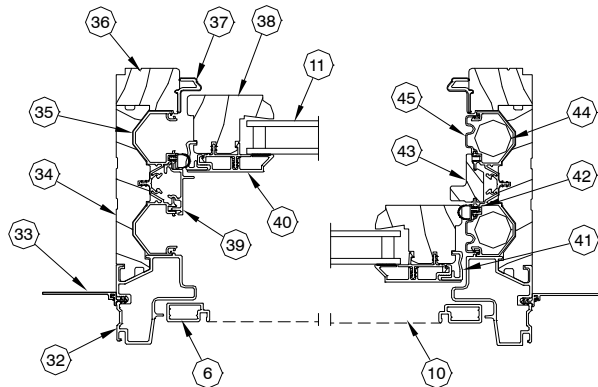
ULTIMATE DOUBLE HUNG MAGNUM DISC LA PRE 6/25/2018



**HEAD JAMB
AND SILL DETAIL**

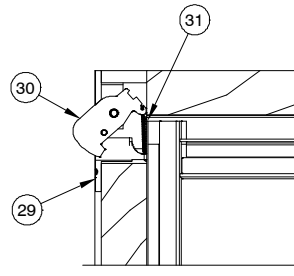
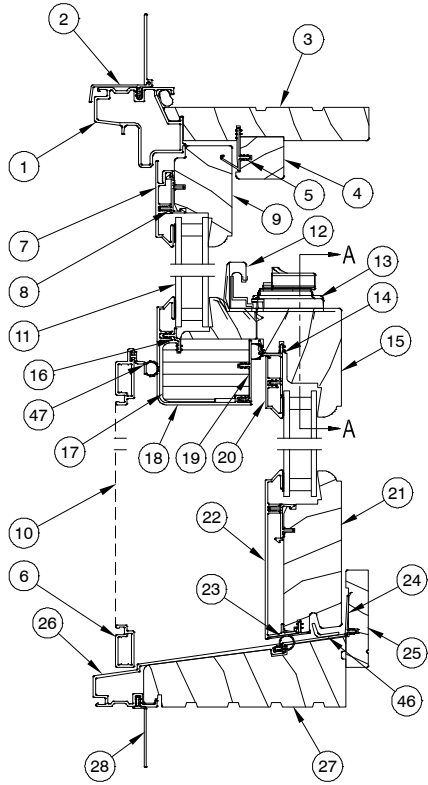
1. Head Jamb Cladding
2. Head Jamb Nailing Fin/Drip Cap
3. Head Jamb
4. Parting Stop, W8883
5. Parting Stop Weather strip, V945
6. Screen Frame
7. Top Rail Cladding
8. Sash Cladding Connector, V929
9. Top Rail
10. Screen Mesh
11. Insulating Glass
12. Sash Keeper
13. Sash Lock
14. Bottom Checkrail Cladding Connector
15. Bottom Checkrail
16. Top Checkrail Cladding Connector, V929
17. Top Checkrail
18. Top Checkrail Cladding
19. Top Checkrail Weather strip, V920
20. Bottom Checkrail Cladding
21. Bottom Rail
22. Bottom Rail Cladding
23. Bottom Rail Weather strip, V937
24. Sill Cover
25. Sill Liner, W8860
26. Sill Cladding
27. Sill
28. Sill Nailing Fin
29. End Plate
30. Locking Blade
31. Extension Spring
32. Jamb Cladding
33. Side Jamb Nailing Fin
34. Side Jamb
35. Vinyl Jamb Carrier, V1375
36. Jamb Liner, W8877
37. Wood Wrap Interior Stop
38. Stile
39. Clad Jamb Filler, A1388
40. Stile Cladding
41. Contact Strip, V1500
42. Frame Weather strip, V1419
43. Interior Wood Jamb Filler, W8878
44. Sash Balance Tube
45. Balance Cover
46. Sill Bracket

**JAMB
DETAIL**



NOTE: Not to scale; specifications subject to change without notice.

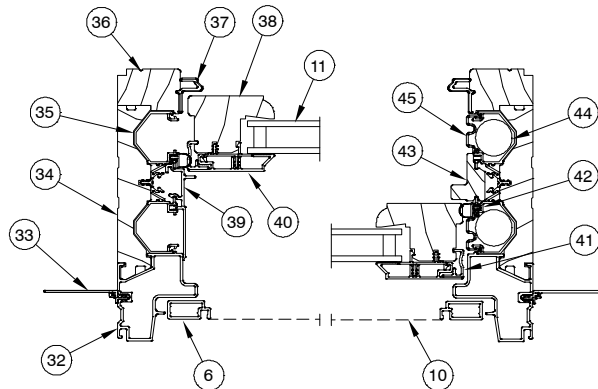
ULTIMATE SINGLE HUNG MAGNUM DISC LA PRE 6/25/2018



**HEAD JAMB
AND SILL DETAIL**

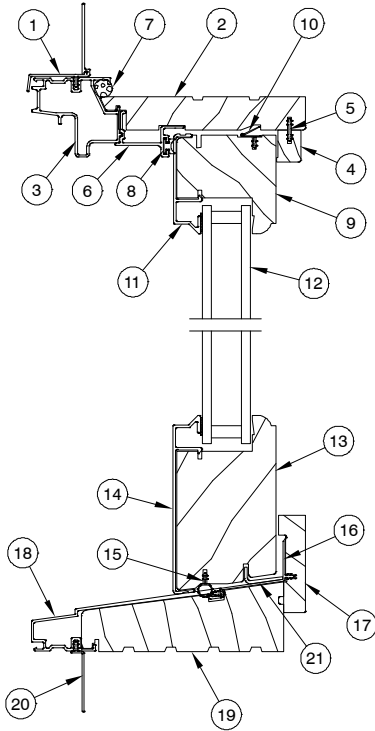
1. Head Jamb Cladding
2. Head Jamb Nailing Fin/Drip Cap
3. Head Jamb
4. Parting Stop, W8883
5. Parting Stop Weather strip, V945
6. Screen Frame
7. Top Rail Cladding
8. Sash Cladding Connector, V929
9. Top Rail
10. Screen Mesh
11. Insulating Glass
12. Sash Keeper
13. Sash Lock
14. Bottom Checkrail Cladding Connector
15. Bottom Checkrail
16. Top Checkrail Cladding Connector, V929
17. Top Checkrail
18. Top Checkrail Cladding
19. Top Checkrail Weather strip, V920
20. Bottom Checkrail Cladding
21. Bottom Rail
22. Bottom Rail Cladding
23. Bottom Rail Weather strip, V937
24. Sill Cover
25. Sill Liner, W8860
26. Sill Cladding
27. Sill
28. Sill Nailing Fin
29. End Plate
30. Locking Blade
31. Extension Spring
32. Jamb Cladding
33. Side Jamb Nailing Fin
34. Side Jamb
35. Vinyl Jamb Carrier, V1375
36. Jamb Liner, W8877
37. Jamb Liner Stop, A1402
38. Stile
39. Clad SH Jamb Filler, A1413
40. Stile Cladding
41. Contact Strip, V1500
42. Frame Weather Strip, V1419
43. Wood Jamb Filler, W8878
44. Sash Balance Tube
45. Balance Cover
46. Sill Bracket
47. 1/2 Screen Foam Liner

**JAMB
DETAIL**



NOTE: Not to scale; specifications subject to change without notice.

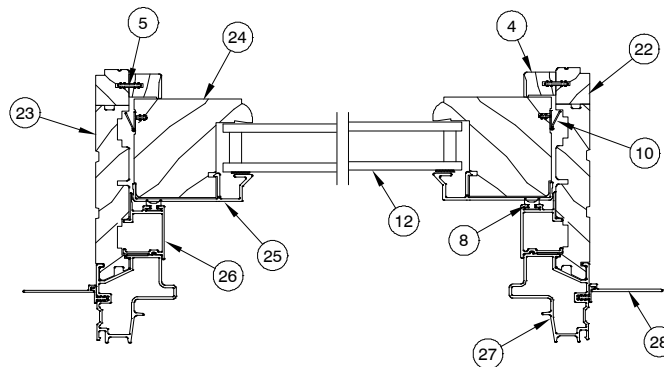
ULTIMATE DOUBLE HUNG MAGNUM PICTURE 2 INCH SASH DISC LA PRE 6/25/2018



**HEAD JAMB
AND SILL DETAIL**

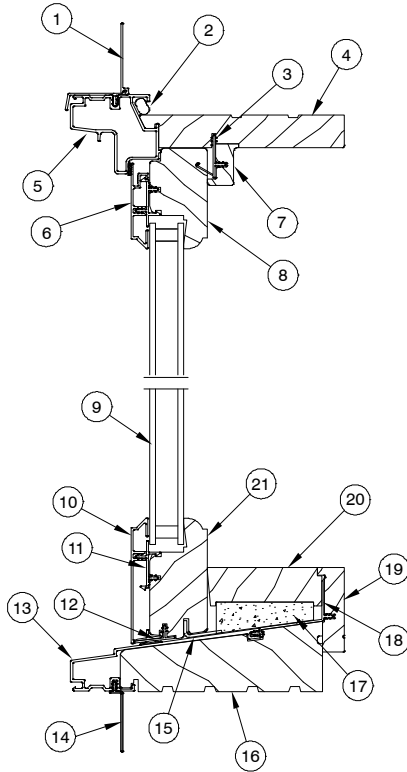
1. Head Jamb Nailing Fin/Drip Cap
2. Head Jamb
3. Head Jamb Cladding
4. Interior Sash Stop, W3111
5. Connecting Barb
6. Head Jamb Filler Cladding
7. Foam Backer Rod
8. Filler Weather strip, V196
9. Top Rail
10. Vinyl Retainer, V1207
11. Top Rail Cladding
12. Insulating Glass
13. Bottom Rail
14. Bottom Rail Cladding
15. Bottom Rail Weather strip, V147
16. Sill Cover, V931
17. Sill Liner, W8991
18. Sill Cladding
19. Sill
20. Sill Nailing Fin
21. Sill Bracket
22. Jamb Liner, W2025
23. Jamb
24. Stile
25. Stile Cladding
26. Jamb Filler Cladding
27. Jamb Cladding
28. Jamb Nailing Fin

**JAMB
DETAIL**



NOTE: Not to scale; specifications subject to change without notice.

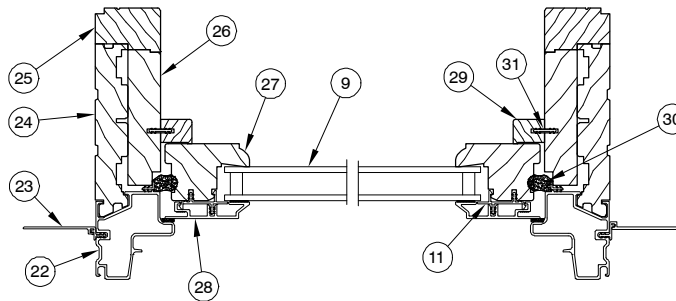
ULTIMATE DOUBLE HUNG MAGNUM TRANSOM DISC LA PRE 6/25/2018



**HEAD JAMB
AND SILL DETAIL**

1. Head Jamb Nailing Fin/Drip Cap
2. 3/8" Foam Backer Rod
3. Connecting Barb
4. Head Jamb
5. Head Jamb Cladding
6. Top Rail Cladding
7. Head Jamb Part Stop, W8969
8. Top Rail
9. Insulated Glass
10. Bottom Rail Cladding
11. Sash Cladding Connector
12. Bottom Rail Weather strip, V937
13. Sill Cladding
14. Sill Nailing Fin
15. Sill Bracket
16. Sill
17. Foam Sill Filler
18. Sill Cover, V931
19. Sill Liner, W8589
20. Sill Filler, W8591
21. Bottom Rail
22. Jamb Cladding
23. Jamb Nailing Fin
24. Jamb
25. Interior Jamb Liner
26. Jamb Filler
27. Stile
28. Stile Cladding
29. Interior Sash Stop, W3111
30. Frame Weather strip, V2510

**JAMB
DETAIL**

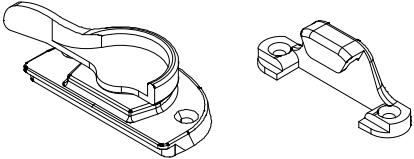
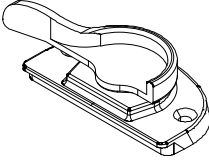
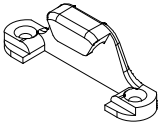
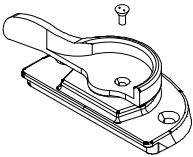
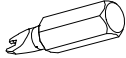
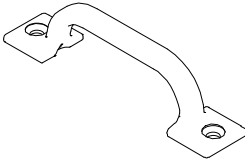


NOTE: Not to scale; specifications subject to change without notice.


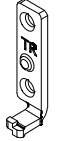

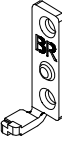

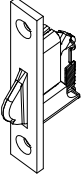
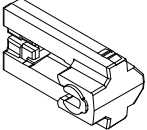
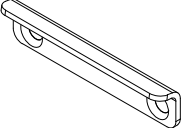
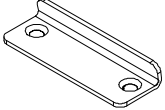
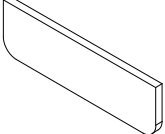
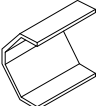
ULTIMATE WOOD DOUBLE HUNG MAGNUM ULTIMATE DOUBLE HUNG MAGNUM DISC LA PRE 6/25/2018

When ordering replacement parts specify:

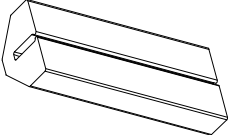
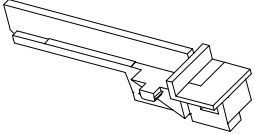
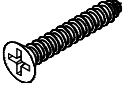
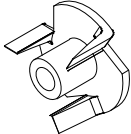
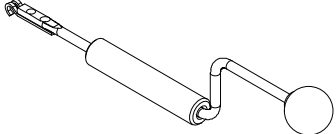
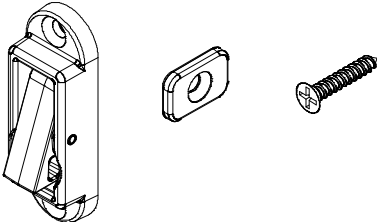
1. Order number (when available)
2. type of unit;
3. part number;
4. description.

ILLUSTRATION NOT TO SCALE	DESCRIPTION	OPER/COLOR	PART NO.
	Sash Lock and Keeper, Complete <i>Includes:</i> 1 - Sash lock 1 - Keeper 2 - #7 x 7/8" Phillips flat head screws 2 - #7 x 1 1/4" Phillips flat head screws	White Bronze Satin Taupe	11860985 11860986 11860987
	Sash Lock <i>Includes:</i> 1 - Sash lock 2 - #7 x 7/8" Phillips flat head screws WH-10840019 AB-11800788 BZ-11800779 SC-11800789 TP-11800786 ORBZ-11800794 BS-11800787 SN-11800796	Bronze White Satin Taupe Brass Satin Chrome Antique Brass Oil Rubbed Bronze Satin Nickel	10500802 10500804 10500806 10500808 10500810 10500814 10500816 10500818
	Lock Keeper Kit For Ultimate Double Hung Magnum <i>Includes:</i> 1 - Keeper (10500676) 2 - #7 x 1 1/4" Phillips flat head screws WH-11807115 AB-11807126 BZ-11807118 SC-11807127 TP-11807122 ORBZ-11807132 BS-11807120 SN-11807133	White Bronze Satin Taupe Brass Antique Brass Satin Chrome Oil Rubbed Bronze Satin Nickel	11862500 11862501 11862502 11862503 11862504 11862505 11862506 11862507
	Custodial Lock <i>Includes:</i> 1 - Sash lock 1 - Tamper resistant screw 2 - #7 x 7/8" Phillips flat head screws WH-10840019 BZ-11800779 TP-11800786	White Bronze Satin Taupe	10500711 10500710 10500712
	Tool Bit - Tamper Resistant Screw For Custodial Lock		10500543
	Sash Lift <i>Note: Screws are included with part numbers listed on right.</i> 1 - Sash lift 2 - #8 x 1" Slotted ovalhead sheet metal screws <i>Part number listed below are for screws only.</i> WH-11800887 AB-11800890 BZ-11800888 SC-11800891 TP-11800886 ORBZ-11800893 BS-11800889 SN-11800894 MBK-11800895	Satin Taupe Bronze White Brass Antique Brass Satin Chrome Satin Nickel Oil Rubbed Bronze Matte Black	10500598 10500557 10500556 10500558 10500597 10500596 10500602 10500601 10500577

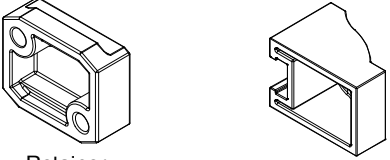
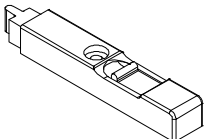
**ULTIMATE WOOD DOUBLE HUNG MAGNUM
ULTIMATE DOUBLE HUNG MAGNUM DISC LA PRE 6/25/2018**

ILLUSTRATION NOT TO SCALE	DESCRIPTION	COLOR/ OPER.	PART NO.
  Left Hand Right Hand	<p>Top Sash Pivot Pin <i>Note: Handing viewed from exterior.</i></p>	RH LH	10500562 10500563
  Left Hand Right Hand	<p>Bottom Sash Pivot Pin <i>Note: Handing viewed from exterior.</i></p>	RH LH	10500564 10500565
	<p>#7 x 1 1/4" Phillips Flat Head <i>Self Tapping Screw for Sash Pivot Pins</i></p>		11807113
	<p>End Plate Assembly <i>Includes:</i> 1 - Tilt latch assembly 2 - #6x5/8" Phillips flathead wood screws (11800519)</p>	Beige Black (over mold blade)	10500600 10500615
	<p>Clutch Assembly</p>		10500568
	<p>Sill Bracket For Operating Units <i>Includes:</i> 1 - Sill bracket 2 - #7 x 3/4" Flat head stainless steel screws</p>	White Beige	11841102 11841101
	<p>Sill Bracket For Transom and Picture Units <i>Includes:</i> 1 - Sill bracket 2 - #7 x 7/8" Flathead stainless steel screws</p>		10500526
	<p>Foam Gasket, Header, Jamb Carrier</p>	Beige	10500408
	<p>Top Sash Stop, Vinyl V1432, 60" (1524)</p>	Beige White	15354060 15354160

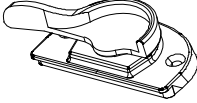
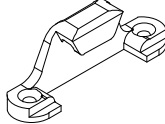
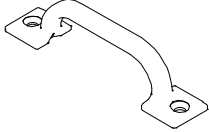
**ULTIMATE WOOD DOUBLE HUNG MAGNUM
ULTIMATE DOUBLE HUNG MAGNUM DISC LA PRE 6/25/2018**

ILLUSTRATION <i>NOT TO SCALE</i>	DESCRIPTION	OPER./COLOR	PART NO.
	Sash Bumper V1391		11860430
	Sill Liner End Plug	LH Black RH Natural	11867836 11867837
	#8 x 1" Screw for Jamb Liner		11800540
	T Nut and Screws (package) <i>Includes:</i> 4 - T-nuts (05080250) 4 - #8 x 1 1/8" machine screws(11800657)		05570911
	Balance Tube Tensioning Tool		05570910
	Window Opening Control Device Kit <i>Includes:</i> 2 - Control Devices 2 - Strike Plates 6 - Color Match Screws, #7x7/8" (22)	White Bronze Brass Satin Chrome Polished Chrome Antique Brass Satin Taupe Oil Rubbed Bronze Satin Nickel	11850640 11850641 11850642 11850643 11850644 11850645 11850646 11850647 11850648

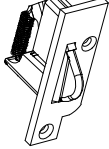
ULTIMATE WOOD DOUBLE HUNG MAGNUM

ILLUSTRATION <i>NOT TO SCALE</i>	DESCRIPTION	OPER./COLOR	PART NO.
 <p>Retainer</p> <p>Ogee Lug</p>	Ogee Lug Kit - Ultimate Wood <i>Includes:</i> 2 - Ogee Lugs - 10500673 2 - Retainers - 10500672 2 - #7 x 1 1/4" Panhead screws (11807119)		11894145
	Top Sash Tilt Latch Assembly - Ultimate Wood <i>Includes:</i> 1 - Tilt latch assembly 1 - #7x1 1/4" Phillips flathead wood screws	Beige	10500555

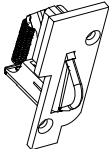
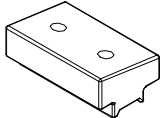
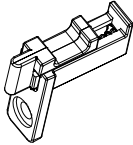
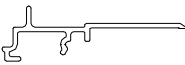
**ULTIMATE WOOD DOUBLE HUNG MAGNUM
ULTIMATE DOUBLE HUNG MAGNUM DISC LA PRE 6/25/2018**

ILLUSTRATION <i>NOT TO SCALE</i>	DESCRIPTION	COLOR	PART NO.
	Sash Lock <i>Includes:</i> 1 – Sash lock 2 – #7x7/8" Phillips FH wood screws PC 11800790	Polished Chrome	10500812
	Keeper <i>Includes:</i> 1 – Keeper 2 – #7x7/8" Phillips FH wood screws PC 11807128	Polished Chrome	10500795
	Sash Lift <i>Includes:</i> 1 – Sash lift 2 – #8 x 1" Slotted OH sheet metal screws PC 11800892	Polished Chrome	10500595

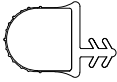
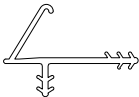

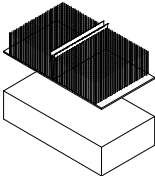
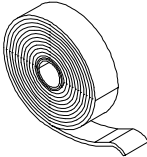
ULTIMATE WOOD DOUBLE HUNG MAGNUM

ILLUSTRATION <i>NOT TO SCALE</i>	DESCRIPTION	OPER.	PART NO.
	End Plate Assembly – Ultimate Wood <i>Includes:</i> 1 – Pivot Latch End Plate 1 – Multi-Point Locking Blade 1 – Extension Spring	LH RH	10500686 10500687

ULTIMATE DOUBLE HUNG MAGNUM DISC LA PRE 6/25/2018

ILLUSTRATION <i>NOT TO SCALE</i>	DESCRIPTION	COLOR/OPER.	PART NO.
	End Plate Assembly – Ultimate Used until: <i>Includes:</i> 1 – Pivot Latch End Plate 1 – Multi-Point Locking Blade 1 – Extension Spring	LH RH	10500688 10500689
	Mulling Plug – Ultimate Used until: <i>Includes:</i> 1 – Mulling plug 2 – #8 x 1 1/2" Flat head stainless steel screws		10500537
	Top Sash Tilt Latch Assembly – Ultimate Used until: <i>Includes:</i> 1 – Tilt latch assembly 1 – #7x1 1/4" Phillips pan head wood screws (11807141)	Beige	10500561
	Single Hung Jamb Filler – Ultimate Used until: A1413, 150"	Bahama Brown Pebble Bronze Evergreen Stone White	18628198 18628298 18628398 18628498 18628598

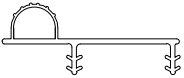


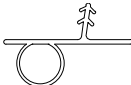
**ULTIMATE WOOD DOUBLE HUNG MAGNUM
ULTIMATE DOUBLE HUNG MAGNUM DISC LA PRE 6/25/2018**

ILLUSTRATION (NOT TO SCALE)	DESCRIPTION	LENGTH	COLOR	PART NUMBER
	Frame Weather Strip V1419	150" (3810)	Beige White	15353499 15360499
	Head Jamb Parting Stop V945	70" (1778)	Beige	15352470
	Bottom Rail or Frame Weather Strip V147	150" (3810)		15351699
	Check Rail Plug and Pile Weather Strip <i>Includes:</i> 1 - Check Rail Pile 1 - Foam Check Rail Plug		Beige White	10500420 10500421
	Frame Weather Strip - Picture and Transom	25' Roll	Gray	11406223

ULTIMATE WOOD DOUBLE HUNG MAGNUM

ILLUSTRATION (NOT TO SCALE)	DESCRIPTION	LENGTH	COLOR	PART NUMBER
	Top Check Rail Weather Strip, Operator and Transom V031	Specify length	Beige	15351799

ULTIMATE DOUBLE HUNG MAGNUM DISC LA PRE 6/25/2018

ILLUSTRATION (NOT TO SCALE)	DESCRIPTION	LENGTH	COLOR	PART NUMBER
	Top Check Rail Weather Strip V920	100" (2540)	Beige	15350399
	Filler Weather Strip -Picture V196	Specify length	Black	15351599
	Picture/Transom Top Rail and Stile Sash Weather Strip V1297	Specify length		15351499
	Bottom Rail or Frame Weather Strip V937	100" (2540)		15350799

**ULTIMATE WOOD DOUBLE HUNG MAGNUM AND ROUND TOP
ULTIMATE DOUBLE HUNG MAGNUM AND ROUND TOP DISC LA PRE 6/25/2018**

When ordering replacement balance tubes please specify the following information:

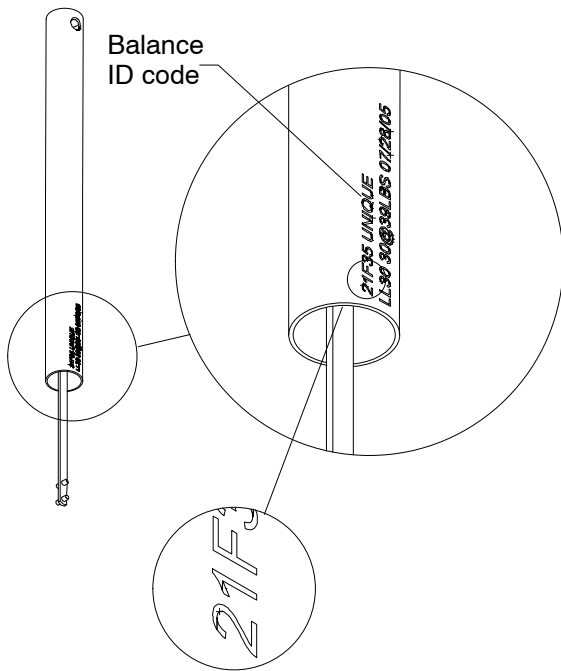
1. Provide original order number if available
2. Provide part number*. The part number can be determined from the chart provided below, which is based on the balance ID code.
NOTE: Information is imprinted on tube. (see illustration)
3. Specify top or bottom sash;
4. Specify quantity. Do **NOT** specify as *pairs* or *sets*. If one tube is needed, specify: quantity of 1. If four tubes are needed, specify a quantity of 4. Part numbers listed below are for one balance only.

* In some applications, a part number may not be available. In that case, please provide the ID code.

Balance tube replacement can be a difficult process. Please contact your Marvin representative or marvin.com for sources of information to assist you.

NOTE: The Clutch needs to be ordered separately.

Converting standard travel to full travel balance tubes in the field is not recommended on mulled assemblies.



21 = Balance Length
F = Balance Call Letter

		Balance Length					
		8"	16"	21"	29"	39"	50"
Balance Call Letter	A	10700108	10700116	10700121	10700129		
	B	10700208	10700216	10700221	10700229		
	C	10700308	10700316	10700321	10700329	10700339	10700350
	D	10700408	10700416	10700421	10700429	10700439	10700450
	E	10700508	10700516	10700521	10700529	10700539	10700550
	F	10700608	10700616	10700621	10700629	10700639	10700650
	G	10700708	10700716	10700721	10700729	10700739	10700750
	H	10700808	10700816	10700821	10700829	10700839	10700850
	I	10700908	10700916	10700921	10700929	10700939	10700950
	J		10701016	10701021	10701029	10701039	10701050
	K			10701121	10701129	10701139	10701150
	L			10701221	10701229	10701239	10701250
	M			10701321	10701329	10701339	10701350
	N			10701421	10701429	10701439	10701450
	O			10701521	10701529	10701539	10701550
	P			10701621	10701629	10701639	10701650
	Q			10701721		10701739	10701750
	R			10701821		10701839	10701850
	S			10701921		10701939	10701950
	T			10702021		10702039	10702050
U			10702121			10702150	
V			10702221			10702250	
W			10702321			10702350	
X			10702421			10702450	

ULTIMATE WOOD DOUBLE HUNG MAGNUM

When ordering jamb carriers please provide the following information:

1. Provide original order number
2. Specify color (beige or white)
3. Specify left, right or pair as viewed from the exterior

Replacement vinyl jamb carriers will be cut to fit according to the original order number with holes punched in the proper locations.

Balance tubes, clad/wood fillers and weather strips are not included with the above.

If needed order:

For Ultimate Wood Unit:

Top Sash – Exterior Jamb Filler (W8927)

Lower Jamb Hardware Weather Strip (V1419), Interior Wood Jamb Filler (W8878)

Jamb carrier replacement can be a difficult process. Please contact your Marvin representative or marvin.com for sources of information to assist you.

NOTE: Jamb Hardware Assemblies Complete are not available for Ultimate Wood Double Hung Magnum. Balances and jamb carriers must be ordered separately.

ULTIMATE DOUBLE HUNG MAGNUM DISC LA PRE 6/25/2018

When ordering jamb carriers please provide the following information:

1. Provide original order number
2. Specify color (beige or white)
3. Specify left, right or pair as viewed from the exterior

Replacement vinyl jamb carriers will be cut to fit according to the original order number with holes punched in the proper locations.

Balance tubes, fillers and weather strips are not included with the above. If needed order:

For Ultimate Double Hung Magnum DISC LA PRE 6/25/2018:

Top Sash – Jamb filler, Clad (A1388)

Lower Jamb Hardware Weather Strip (V1419), Interior Wood Jamb Filler (W8878)

Jamb carrier replacement can be a difficult process. Please contact your Marvin representative or marvin.com for sources of information to assist you.

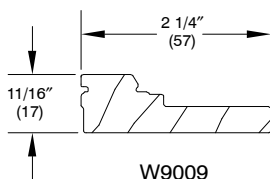
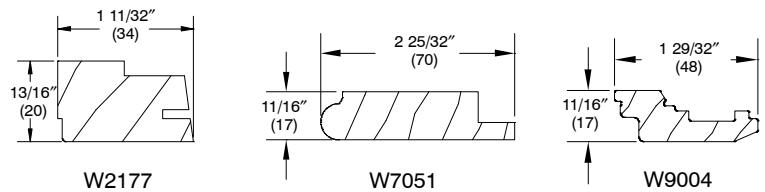
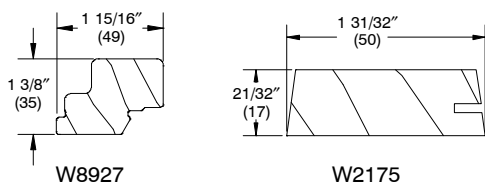
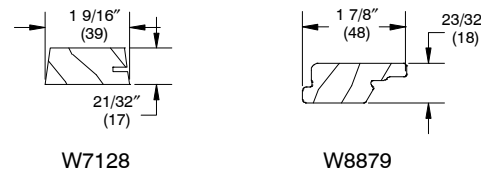
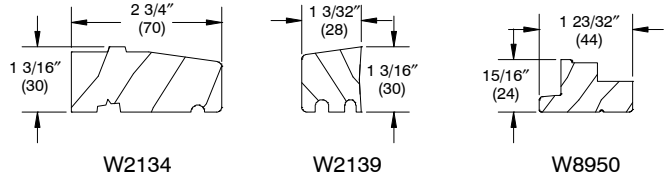
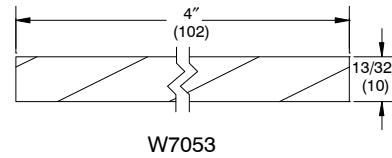
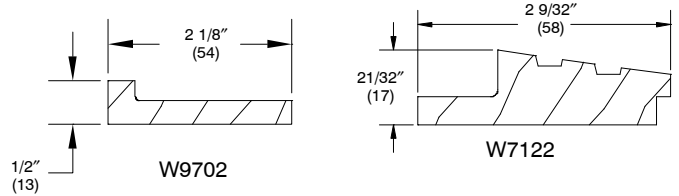
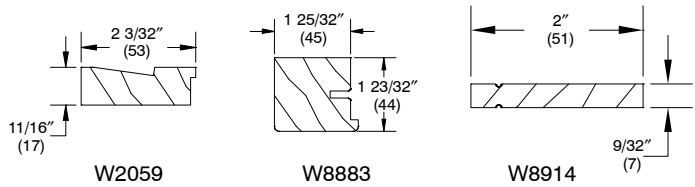
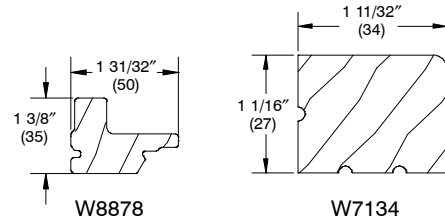
NOTE: Jamb Hardware Assemblies Complete are not available for the Ultimate Double Hung Magnum DISC LA PRE 6/25/2018. Balances and jamb carriers must be ordered separately.

ULTIMATE WOOD DOUBLE HUNG MAGNUM

To order replacement parts specify:

1. profile number
2. size of unit
3. length

Replacement Wood Parts		Wood Ultimate
Interior Jamb Filler		W8878
Interior Sash Stop – Pic/Transom		W7134
2" Jamb Extension		W2059
Header Jamb Parting Stop		W8883
Sill Liner		W8914
Sill Liner – Picture		W9702
Sill Filler – Transom		W7122
Header Jamb to Sill Filler –Horizontal Mullion		W7053
Subsill		W2134
Sill Nosing		W2139
Jamb Blind Stop		W8950
Head Jamb Exterior Filler		W7128
Jamb Exterior Filler (Upper)		W8879
Jamb Exterior Filler (Lower)		W8927
Exterior Head Jamb Filler – Picture/Transom		W2175
Exterior Jamb Filler – Picture/Transom		W2177
Stool (field applied)		W7051
	72"	31310721
	144"	31310720
Single Hung Filler		W9004
Single Limiter		W9009

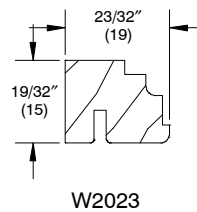
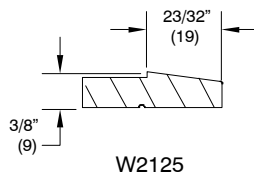
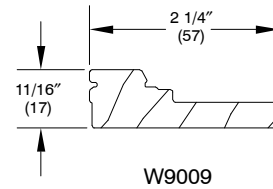
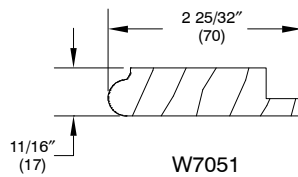
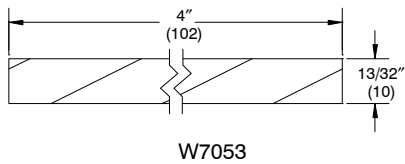
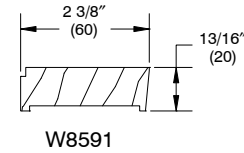
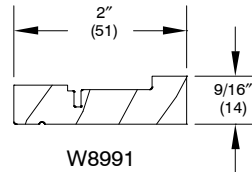
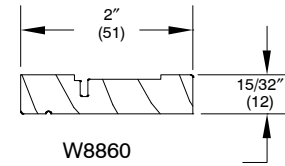
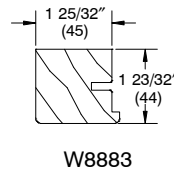
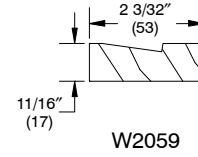
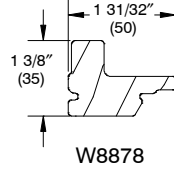


ULTIMATE DOUBLE HUNG MAGNUM LA PRE 6/25/2018

To order replacement parts specify:

1. profile number
2. size of unit
3. length

Replacement Wood Parts	
Part	Ultimate Double Hung Magnum DISC LA PRE 6/25/2018
Interior Jamb Filler	W8878
2" Jamb Extension	W2059
Header Jamb Parting Stop	W8883
Sill Liner	W8860
Sill Liner – Picture	W8991
Sill Filler – Transom	W8591
Header Jamb to Sill Filler – Horizontal Mullion	W7053
Stool (field applied)	W7051
	72" 31310721
	144" 31310720
Single Limiter	W9009
Top Blind Stop	W2125
Jamb Block – Picture	W2023



REPLACEMENT PARTS FOR WOOD ULTIMATE DOUBLE HUNG AND SINGLE HUNG MAGNUM

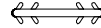
To order replacement parts specify:

1. profile number
2. size of unit
3. length

Vinyl Replacement Parts	
Part	Wood Ultimate
Sash Retainer – Picture and Transom	V130
Connecting Barb – Picture and Transom	V803



V130



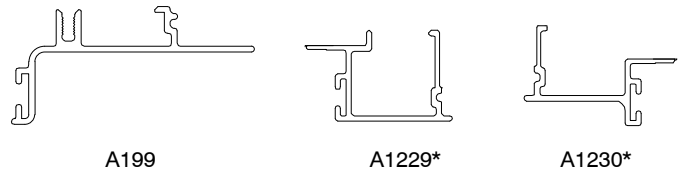
V803

ULTIMATE DOUBLE/SINGLE HUNG MAGNUM LA PRE 6/25/2018

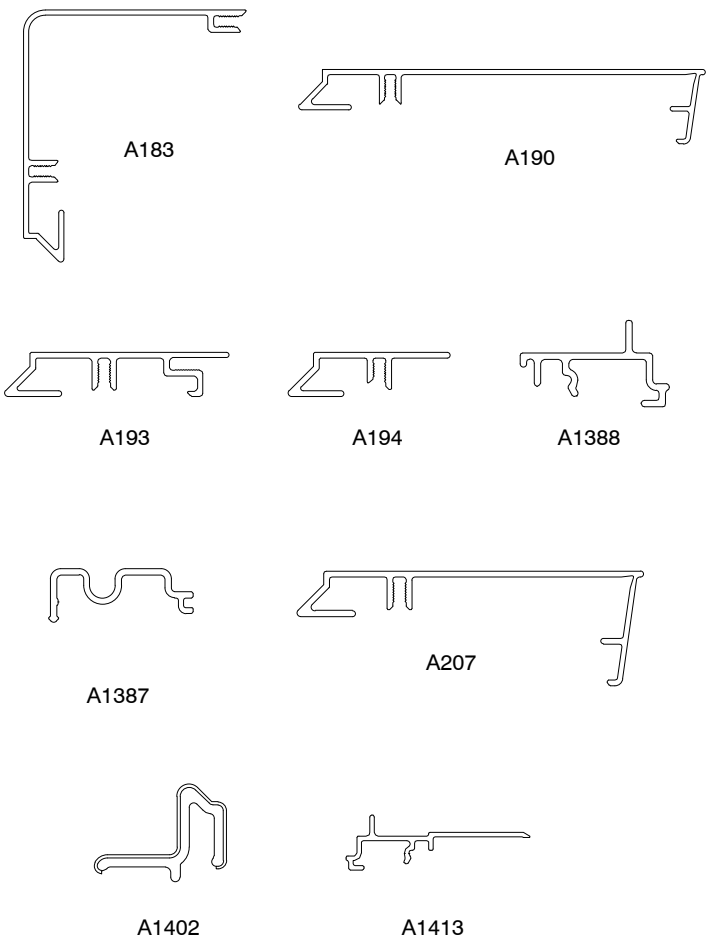
When ordering replacement aluminum parts specify:

1. original order number;
2. type of unit;
3. profile number;
4. color;
5. rough opening or lineal length.

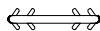
Please reference the MiscMould chapter for available select and standard color part numbers.



Aluminum Replacement Parts	
Part	CUDHM Ultimate Double Hung Magnum DISC LA PRE 6/25/2018
Jamb Filler –CUDHP	A199
Exterior Jamb Filler (used on 2" sash)*	A1229*
Exterior Head Jamb Filler (used on 2" sash)*	A1230*
Top Sash Check Rail	A183
Bottom Rail – Picture and Operator	A190
Top Rail, Stile – Picture, Transom, Operator	A193
Check Rail – Operator Bottom	A194
Aluminum Jamb Filler – Operator	A1388
Bottom Rail – Transom	A207
Wood Wrap Aluminum Interior Stop	A1402
Balance Cover <i>Specify Top or Bottom, White or Beige</i>	A1387
Single Hung Jamb Filler	A1413
Vinyl Replacement Parts	
Part	CUDHM Ultimate Double Hung Magnum DISC LA PRE 6/25/2018
Sash Retainer –Picture and Transom	V130
Connecting Barb –Picture and Transom	V803
Contact Strip	V1500
Sash Clad Connector	V946
Bottom Sash Check Rail Connector	V929



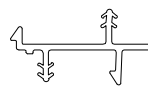
V130



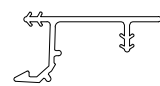
V803



V1500



V946



V929

WOOD ULTIMATE DOUBLE/SINGLE HUNG MAGNUM

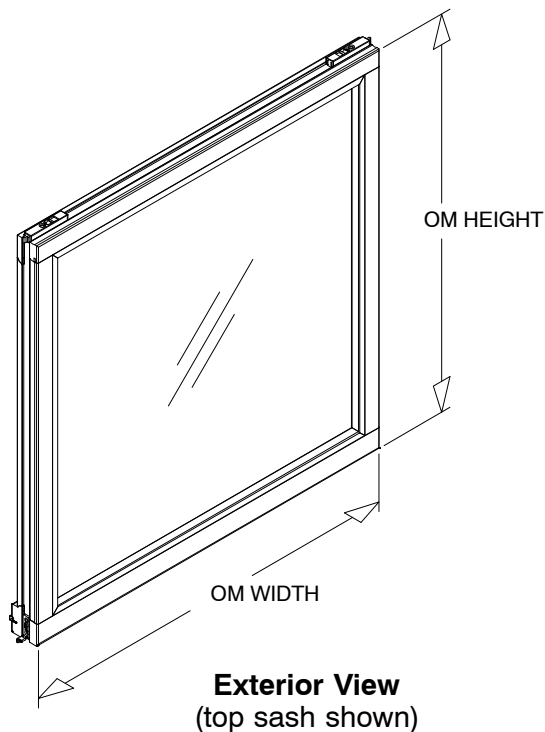
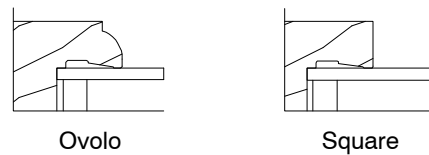
When ordering replacement sash specify:

1. which sash is being replaced – top, bottom or pair;
2. size;
 - a. top or bottom (OM of sash)
 - b. pair (sash opening – indicate if unequal sash height)
3. glazing;
4. order number.
5. special wood species (if applicable).
6. sticking (see illustration).
 - a. ovolo
 - b. square

WOOD ULTIMATE DOUBLE HUNG MAGNUM PICTURE

When ordering replacement picture sash specify:

1. size (OM of sash);
2. glazing;
3. order number.
4. special wood species.
5. sticking (see illustration).
 - a. ovolo
 - b. square

**Sticking Profiles**

ULTIMATE DOUBLE HUNG MAGNUM DISC LA PRE 6/25/2018

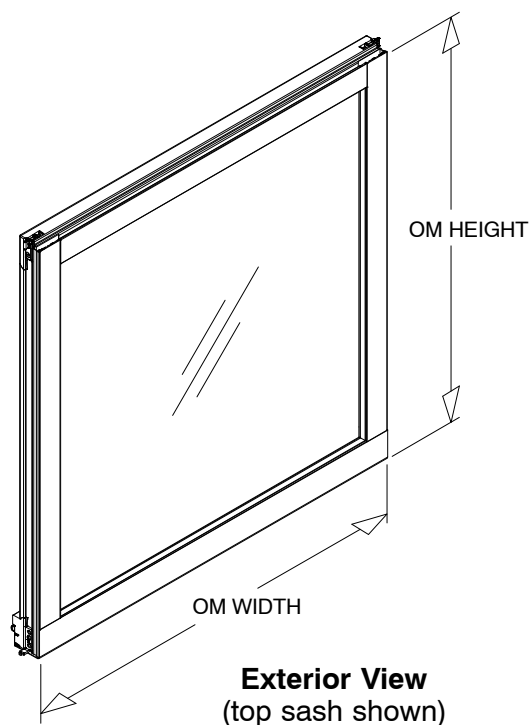
When ordering replacement sash specify:

1. sash to replace – top, bottom or pair;
2. size;
 - a. top or bottom (OM of sash)
 - b. pair (sash opening – indicate if unequal sash height)
3. glazing;
4. exterior color and interior finish;
5. order number.
6. special wood species (if applicable)
7. sticking (see illustration).
 - a. ovolo
 - b. square

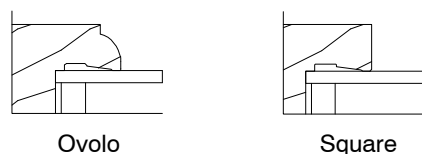
ULTIMATE DOUBLE HUNG MAGNUM DISC LA PRE 6/25/2018 PICTURE SASH

When ordering replacement picture sash specify:

1. size (OM of sash);
2. glazing;
3. exterior color and interior finish;
4. order number.
5. special wood species.
6. sticking (see illustration).
 - a. ovolo
 - b. square



Sticking Profiles



ULTIMATE WOOD DOUBLE HUNG/SINGLE HUNG MAGNUM AND IZ3 UNITS

Full screens are standard with aluminum surround and Hi-Transparency fiberglass mesh. Aluminum mesh is available as an option in black, charcoal, bright aluminum or bright bronze. Determine the outside measurement of the existing screen. Surrounds are available in all standard and select colors.

When ordering a replacement screen specify:

1. size; – Obtain the OM of the screen, from the exiting unit or determine the size of the screen by using the conversion charts below. The daylight opening is the measurement of the visible glass.
2. surround color;
3. mesh type (if other than standard).

NOTE: All screens feature plunger type mounting system.

FULL AND HALF SCREEN CONVERSIONS

Full Screen Wood Ultimate Magnum

Daylight Opening of one sash (if equal height) to OM of screen.

Daylight Width + 4 15/16" = OM Width of Screen
Daylight Height x 2 + 9 1/4" = OM Height of Screen

Half Screen Wood Ultimate Magnum

Daylight Opening to OM of Half Screen

Daylight Width + 4 15/16" = OM Width of Screen
Daylight Height + 6 1/16" = OM Height of Screen

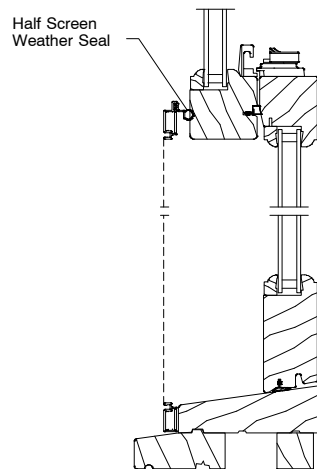
WUDH Magnum IZ3 Full and Half Size

Daylight Opening to OM of Full Screen

Daylight Width + 6 9/16" = OM Width of Screen
Daylight Height x 2 + 10 1/16" = OM Height of Screen

Daylight Opening to OM of Half Screen

Daylight Width + 6 9/16" = OM Width of Screen
Daylight Height + 6 3/32" = OM Height of Screen



Ultimate Wood Single Hung Magnum

ULTIMATE DOUBLE HUNG MAGNUM DISC LA PRE 6/25/2018

Full screens are standard with aluminum surround and Hi-Transparency fiberglass mesh. Aluminum mesh is available as an option in black, charcoal, bright aluminum or bright bronze. Determine the outside measurement of the existing screen. Surrounds are available in all standard and select colors.

When ordering a replacement screen specify:

1. size; – Obtain the OM of the screen, from the exiting unit or determine the size of the screen by using the conversion charts below. The daylight opening is the measurement of the visible glass.
2. surround color;
3. mesh type (if other than standard).

NOTE: All screens feature plunger type mounting system.

FULL AND HALF SCREEN CONVERSIONS

Full Screen

Daylight Opening of one sash (if equal height) to OM of screen.

Daylight Width + 4 3/8" = OM Width of Screen

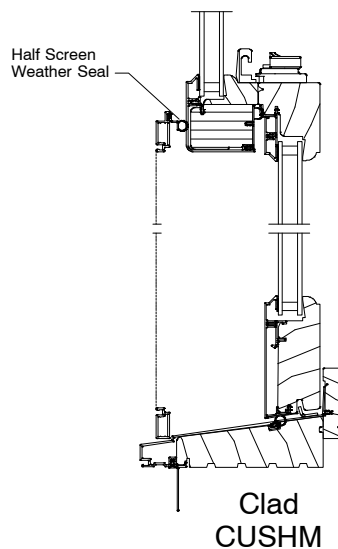
Daylight Height x 2 + 8 21/32" = OM Height of Screen

Half Screen

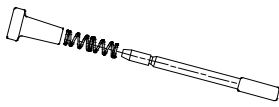

Daylight Opening to OM of Half Screen

Daylight Width + 4 3/8" = OM Width of Screen

Daylight Height + 5 5/16" = OM Height of Screen



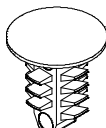
ULTIMATE WOOD DOUBLE HUNG MAGNUM
ULTIMATE DOUBLE HUNG MAGNUM DISC LA PRE 6/25/2018

ILLUSTRATION NOT TO SCALE	DESCRIPTION	COLOR	PART NO.
	<p>Plunger and Spring Assembly UDH, USH Used 2/2012 to present <i>NOTE: Used on the extruded screen</i> <i>Includes:</i> 1 - Plunger bolt (metal) 1 - Plunger bolt cap (black) 1 - Plunger bolt spring</p>	Black	10500706
	<p>1/2 Screen Weather Strip V2113 Specify lineal foot</p>	Beige	15361399

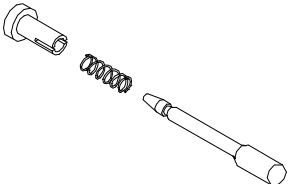
ULTIMATE WOOD DOUBLE HUNG MAGNUM

ILLUSTRATION NOT TO SCALE	DESCRIPTION	COLOR	PART NO.
	<p>Screen Mounting Kit, Ultimate Wood WUDH, WUSH <i>Includes:</i> 6 - Screen Mounting Receptacles (11867851) 1 - Instruction Sheet</p>	Clear	11851128

ULTIMATE DOUBLE HUNG MAGNUM DISC LA PRE 6/25/2018

ILLUSTRATION NOT TO SCALE	DESCRIPTION	COLOR	PART NO.
	<p>Sash Pile Weather Strip V2173 Specify lineal foot</p>	Gray	15607501
	<p>Weep Bump</p>	Black	10500095

ULTIMATE WOOD DOUBLE HUNG MAGNUM
ULTIMATE DOUBLE HUNG MAGNUM DISC LA PRE 6/25/2018

ILLUSTRATION NOT TO SCALE	DESCRIPTION	COLOR	PART NO.
	<p>Plunger and Spring Assembly Used pre 02/2012 Includes: 1 – Plunger bolt (metal) 1 – Plunger bolt cap (black) 1 – Plunger bolt spring</p>	<p>Black</p>	<p>03070731</p>

WOOD ULTIMATE WOOD DOUBLE HUNG MAGNUM

If you are replacing an existing energy panel, determine the outside measurement of the existing energy panel. Find the sizes that correspond to the width and height indicated on the following chart. Energy panels are available for Wood Ultimate Double Hung Magnum with bronze or stone white aluminum surrounds. Replacement parts and turn buttons are available in the Misc Moulding Chapter.

When ordering energy panels specify:

1. size; If there is no existing EP from which to obtain the OM of the panel, determine the size of the EP by using the conversion chart below. The daylight opening is the measurement of the visible glass.
2. color of surround;
3. glass type.

**Wood Ultimate Double Hung Magnum
and Single Hung Magnum****Daylight Opening to OM of EP**

Daylight Width + 1 1/8" = OM Width of EP
Daylight Height + 1 1/8" = OM Height of EP

NOTE: OM should not include lip.

WOOD ULTIMATE WOOD DOUBLE HUNG MAGNUM

Combination units are composed of two glass panels and a screen insert. One of the storm panels slides up for self storage when the screen is in use.

When ordering replacement combinations and/or inserts determine the outside measurement of the existing items or use the following conversions if none exists. Use the following charts based on daylight openings of the primary window sash to determine combination size and component sizes. Aluminum surround on combinations are available in bronze, stone white, brown, pebble gray and evergreen. Charcoal aluminum wire screen is standard. Fiberglass mesh screen is available as an option.

When ordering replacement combinations specify:

1. size; – Measure the existing unit for OM of the combination or determine the size of the combination by using the conversion charts below. The daylight opening is the measurement of the sash visible glass (provide measurements of both sash if unequal height).
2. color;
3. mesh type (if other than standard);
4. glass type.

Wood Ultimate Double Hung Magnum Combination Units.**Wood Ultimate Double Hung Magnum****Daylight Opening to OM of
Combination**

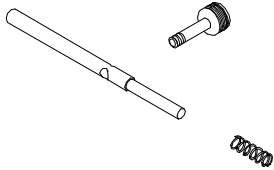

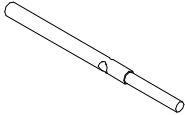


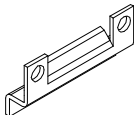

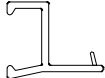
Daylight Width + 4 15/16" = OM Width of
Combination

Daylight Height x 2+9 7/16" = OM Height
of Combination

WOOD ULTIMATE WOOD DOUBLE HUNG MAGNUM

Combination units are composed of two glass panels and a screen insert. One of the storm panels slides up for self storage when the screen is in use.

When ordering replacement parts specify part number and quantity.

ILLUSTRATION NOT TO SCALE	DESCRIPTION	COLOR/OPER	PART NO.
	Knob, Bolt and Spring Assembly <i>Includes:</i> 2 - Aluminum knobs 2 - Combination bolt and spring assemblies		11900515
	Knurl Knob For bolt and spring assembly <i>Includes:</i> 2 - Knobs	Aluminum Stainless Steel	11101705 03050111
	Bolt For bolt and spring assembly	Aluminum Stainless Steel	11101700 03050112
	Turn Latch M062 Wood only	LH Mill Finish RH Mill Finish	11860411 11860311
	Hook, Long <i>Includes:</i> 1 - Hook 2 - #6x5/16" truss head screws.	Mill Finish	11040100
	Strike, Stationary Panel M600 <i>Includes:</i> 1 - Strike 2 - #6x5/16" truss head screws	Mill Finish	11040365
	Dual Seal Weather strip, Center Rail V116 - 84" (2134)	White	15828400
 <p><i>To order track specify:</i> 1 - profile 2 - OM of combination 3 - left, right, top or bottom 4 - color</p>	Operator Panel Track V057	Black White	15222200 15222100

ULTIMATE DOUBLE HUNG MAGNUM DISC LA PRE 6/25/2018

Combination units are composed of two glass panels and a screen insert. One of the storm panels slides up for self storage when the screen is in use.

When ordering replacement combinations and/or inserts determine the outside measurement of the existing items or use the following conversions if none exists. Use the following charts based on daylight openings of the primary window sash to determine combination size and component sizes. Aluminum surround on combinations are available in bronze, stone white, brown, pebble gray and evergreen. Charcoal aluminum wire screen is standard. Fiberglass mesh screen is available as an option.

When ordering replacement combinations specify:

1. size; – Measure the existing unit for OM of the combination or determine the size of the combination by using the conversion charts below. The daylight opening is the measurement of the sash visible glass (provide measurements of both sash if unequal height).
2. color;
3. mesh type (if other than standard);
4. glass type.

Ultimate Double Hung Magnum DISC LA PRE 6/25/2018**Daylight Opening to OM of Combination**



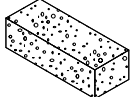
Daylight Width + 4 1/2" = OM Width of Combination

Daylight Height x 2+8 23/32" = OM Height of Combination

ULTIMATE DOUBLE HUNG MAGNUM DISC LA PRE 6/25/2018

Combination units are composed of two glass panels and a screen insert. One of the storm panels slides up for self storage when the screen is in use.

When ordering replacement parts specify part number and quantity.

ILLUSTRATION <i>NOT TO SCALE</i>	DESCRIPTION	COLOR	PART NO.
	Air Vent	BK WH	11867856 11867857
	Installation Screw <i>#8x3/4 Panhead</i>	SW BN PB BZ EG	02058050 11800836 11800837 11800838 11800839
	Pad, Hook M601 3/8"x1/2"x1 5/16"	WH	10500201

When ordering replacement Magnum parts specify type of unit, part number and description.

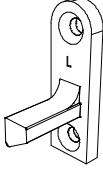

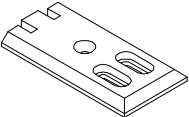
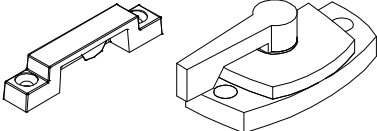
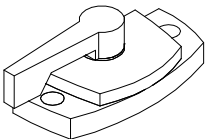
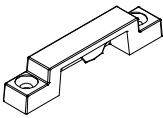
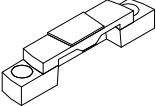
ILLUSTRATION NOT TO SCALE	DESCRIPTION	COLOR/OPER>	PART NO.
  <p>Left Hand Right Hand</p>	<p>Sash Pivot</p> <p><i>Includes:</i> 1 – Sash pivot 2 – #10 x 1” Phillips flathead wood screws</p> <p>NOTE: Pivot handing is viewed from the interior</p>	<p>LH RH</p>	<p>11870462 11870463</p>
	<p>Sash Retainer Plate</p> <p><i>Includes:</i> 1 – Sash retainer plate 3 – #8 x 1” Phillips flathead wood screws</p>	<p>Satin Taupe Bronze White</p>	<p>11870468 11870464 11870500</p>
	<p>Sash Lock and Keeper, Complete</p> <p><i>Includes:</i> 1 – Sash lock 1 – Keeper 4 – #7 x 7/8” Phillips flathead wood screws</p> <p>Screw package of 200</p>	<p>Satin Taupe Bronze White</p> <p>Satin Taupe Bronze White</p>	<p>11869399 11869395 11869396</p> <p>11900925 11900920 11900910</p>
	<p>Sash Lock</p> <p><i>Includes:</i> 1 – Sash lock 2 – #7 x 7/8” Phillips flathead wood screws</p>	<p>Satin Taupe Bronze White Brass Antique Brass Polished Chrome Satin Chrome Oil Rubbed Bronze Satin Nickel</p>	<p>10818034 10818033 10840026 05600082 05600084 05600086 05600088 05600090 05600092</p>
	<p>Keeper</p> <p>Usage: 10–15–2012 – Present</p> <p><i>Includes:</i> 1 – Keeper 2 – #7 x 7/8” Phillips flathead wood screws</p>	<p>Satin Taupe Bronze White Brass Antique Brass Polished Chrome Satin Chrome Oil Rubbed Bronze Satin Nickel</p>	<p>10818052 10818051 10818050 10818053 10818054 10818055 10818056 10818057 10818058</p>
	<p>Keeper – Pre 10–15–2012</p> <p><i>Includes:</i> 1 – Keeper 2 – #7 x 7/8” Phillips flathead wood screws</p>	<p>Satin Taupe Bronze White Brass</p>	<p>10818035 10818032 10840012 05600083</p>

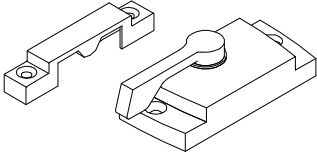
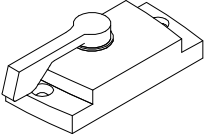
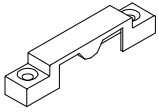
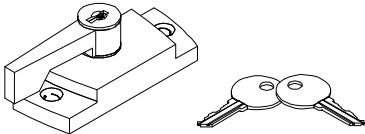
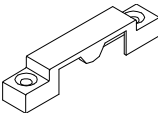
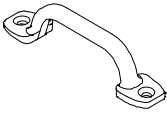


ILLUSTRATION NOT TO SCALE	DESCRIPTION	COLOR	PART NO.
	<p>Historic Sash Lock and Keeper, Complete</p> <p><i>Includes:</i> 1 – Historical sash lock WH – 10840013 BS – available in package only 1 – Keeper WH – 10840014 BS – available in package only 4 – #6 x 1" Phillips flathead wood screws</p>	<p>White Brass</p>	<p>11869383 05600044</p>
	<p>Historic Sash Lock</p> <p><i>Includes:</i> 1 – Historical sash lock 2 – #6 x 1" Phillips flathead wood screws</p>	<p>White</p>	<p>10840013</p>
	<p>Keeper, Historic</p> <p><i>Includes:</i> 1 – Keeper 2 – #6 x 1" Phillips flathead wood screws</p>	<p>White</p>	<p>10840014</p>
	<p>Sash Lock, Keyed</p> <p><i>Includes:</i> 1 – Keyed lock 2 – Keys 2 – #6 x 1" Phillips flathead wood screws</p>	<p>Satin Taupe Bronze Oil Rubbed Bronze</p>	<p>05590634 05590632 05590633</p>
	<p>Keeper For keyed sash lock</p> <p><i>Includes:</i> 1 – Keeper 2 – #6 x 1" Phillips flathead wood screws</p>	<p>Satin Taupe Bronze White</p>	<p>10817047 10817043 10840014</p>
	<p>Sash Lift</p> <p><i>Includes:</i> 1 – Sash lift 2 – #8 x 1" Slotted ovalhead sheet metal screws</p>	<p>Satin Taupe Bronze White Brass Antique Brass Polished Chrome Satin Chrome Oil Rubbed Bronze Satin Nickel</p>	<p>10500598 10500557 10500556 10500558 10500597 10500595 10500596 10500601 10500602</p>
	<p>S-Hook, Short, 1/4" (6) Wide Need 1 per balance or 4 per sash Top sash balance</p>		<p>11870727</p>
	<p>S-Hook, Long, 1/4" (6) Wide Need 1 per balance or 4 per sash Bottom sash balance</p>		<p>11870731</p>

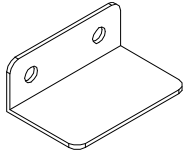
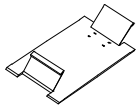
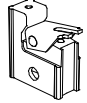
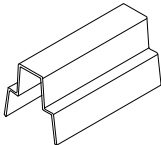
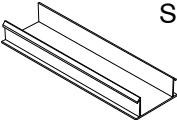
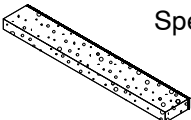
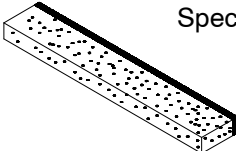
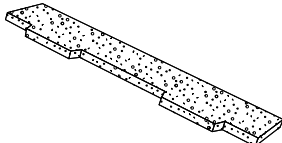
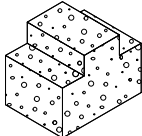
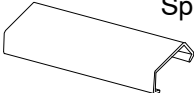

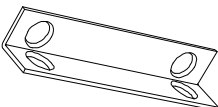
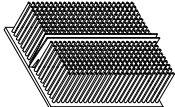
ILLUSTRATION NOT TO SCALE	DESCRIPTION	COLOR	PART NO.
	<p>Top Sash Stay 2 per unit <i>Includes:</i> 1 – Top sash stay 2 – #8 x 1" Phillips flathead wood screws</p>	<p>Mill Finish</p>	<p>11100400</p>
	<p>Installation Clip, Jamb Liner M044 1" x 4 1/4"</p>		<p>11860010</p>
	<p>Locking Terminal</p>		<p>11870460</p>

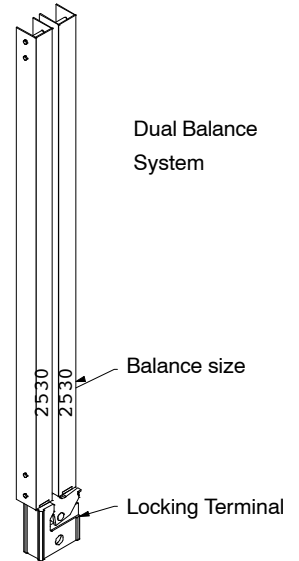
ILLUSTRATION NOT TO SCALE	DESCRIPTION	COLOR	PART NO.
 <p>When ordering specify: 1. length 2. part number 3. color</p>	<p>Sash Stop, Vinyl V458</p> <p>1 3/4" (44)</p> <p>60" (1524)</p>	<p>White Beige</p> <p>White Beige</p>	<p>11870135 11870134</p> <p>11870998 11870999</p>
 <p>Specify length needed</p>	<p>Hardware Clip, Vinyl V611</p> <p><i>Includes:</i> 1 – Clip 2 – #7 x 3/4" Phillips panhead wood screws</p>	<p>White</p>	<p>16215004</p>
 <p>Specify length needed</p>	<p>Jamb Liner, Foam M004</p> <p>With PVC edge 9/16" x 1 7/16"</p>		<p>10500014</p>
 <p>Specify length needed</p>	<p>Jamb Liner, Foam</p> <p>With PVC edge 7/16" x 2 3/4"</p>		<p>10500008</p>
	<p>Foam Gasket M0124</p>	<p>White</p>	<p>11869514</p>
	<p>Foam Plug (Chimney Block) M0129</p> <p>1 3/8" x 1" x 1" Located at the bottom of the vinyl jamb liner</p>	<p>White</p>	<p>10500205</p>
 <p>Specify length needed</p>	<p>Sash Limiter, Top Sash V454</p>	<p>Beige White</p>	<p>11870997 11870996</p>
	<p>Sash Limiter, Bottom Sash M726</p> <p><i>Includes:</i> 1 – Sash limiter 2 – #6 x 5/8" Phillips flathead wood screws</p>	<p>Beige</p>	<p>05070431</p>
	<p>Stationary Sash Bracket</p> <p><i>Includes:</i> 1 – Bracket 4 – #7 x 7/8" Phillips flathead wood screws</p>	<p>ZYD</p>	<p>11100300</p>
	<p>Fin Seal Pad</p>		<p>10500223</p>

DUAL BALANCE SYSTEMS FOR THE ULTIMATE AND ULTIMATE WOOD DOUBLE HUNG MAGNUM TILT PAC

Manufacturer numbers are stamped on the balance tube assembly above the locking terminal.

When ordering a replacement dual balance system, specify the following:

1. Original order number if available
2. The balance size (see illustration). Often the two numbers on the tubes are different. Always provide both numbers. For example: 2530/2530 (both numbers the same), 5210/3220 (different numbers)
3. The top or bottom sash;
4. The weight of the sash.
5. The quantity of dual balance systems. Do **NOT** specify as *pairs* or *sets*. If one system is needed, specify: quantity of 1. If four systems are needed, specify a quantity of 4.



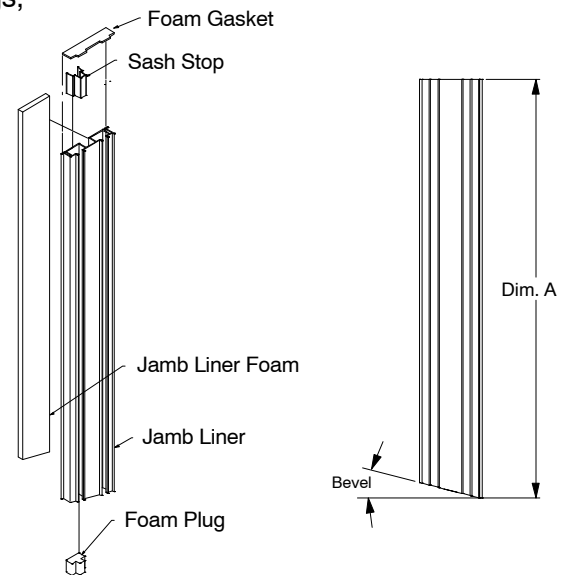
NOTE: If an energy panel was installed after the original purchase, a heavier balance may be necessary.
 NOTE: S-hooks are provided when dual balance systems are ordered.

JAMB LINERS FOR THE ULTIMATE AND ULTIMATE WOOD DOUBLE HUNG MAGNUM TILT PAC

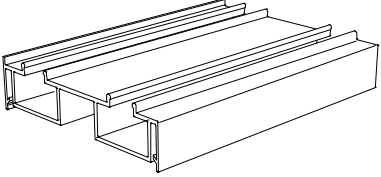
Replacement jamb liners include clip mounted vinyl jamb liners, foam plugs, foam backing, sash stops and foam gaskets.

When ordering replacement jamb liners, specify the following:

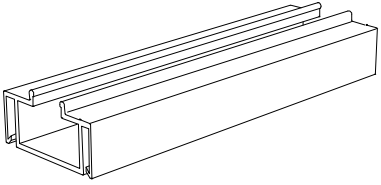
1. Original order number if available
2. The type (double hung or single hung).
3. The length (see dimension A).
4. Specify clip mount.
5. Specify color (white or beige).
6. Provide sill bevel. (Standard bevel is 14°)
7. Specify left, right, or pair (as viewed from exterior).



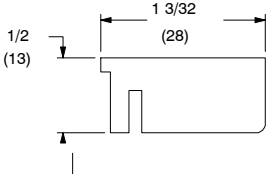
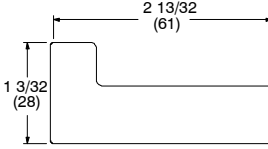
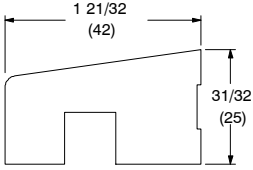
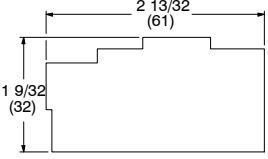
DOUBLE HUNG MAGNUM TILT PAC CLIP MOUNT

ILLUSTRATION NOT TO SCALE	DESCRIPTION	LENGTH	PART NUMBER
	Jamb Liner V482		
	White	192" (4877)	16215015
	Beige	192" (4877)	16210997

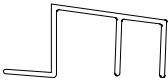
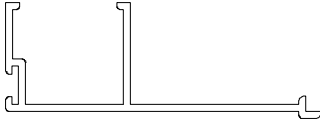

SINGLE HUNG MAGNUM TILT PAC CLIP MOUNT

ILLUSTRATION NOT TO SCALE	DESCRIPTION	LENGTH	PART NUMBER
	Jamb Liner V610 Color: Beige	168" (4267)	16215003
	Jamb Liner V610 Color: White	168" (4267)	16215002

WOOD REPLACEMENT PARTS – DOUBLE AND SINGLE HUNG MAGNUM TILT PAC

ILLUSTRATION NOT TO SCALE	DESCRIPTION	ILLUSTRATION NOT TO SCALE	DESCRIPTION
	Tilt Pac Parting Stop W7170		Sash Opening Filler (UWSHMTP) W7188
	Half Screen Nosing (UWSHMTP) W7178		Stationary Sash Filler (UWSHMTP) W7186





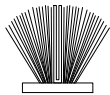
ALUMINUM REPLACEMENT PARTS – DOUBLE AND SINGLE HUNG MAGNUM TILT PAC

ILLUSTRATION NOT TO SCALE	DESCRIPTION	ILLUSTRATION NOT TO SCALE	DESCRIPTION
	Half Screen Nosing (UWSHMTP) A432		Head and Jamb Filler A509
	Stationary Sash Filler Cap A510		

ORDERING REPLACEMENT WEATHER STRIP FOR MAGNUM DOUBLE HUNG UNITS

When ordering replacement weather strip specify:

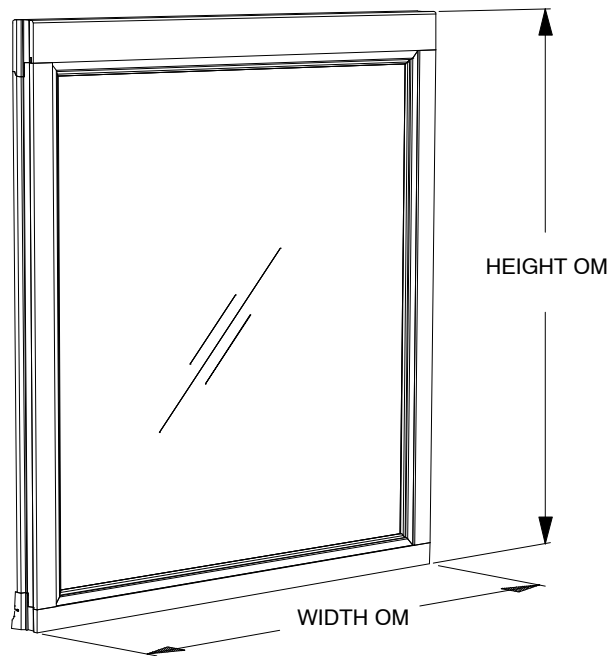
1. quantity;
2. color;
3. part number;
4. description.

ILLUSTRATION <i>NOT TO SCALE</i>	DESCRIPTION	LENGTH	PART NUMBER
	Dual Seal Weather strip, Check Rail V116 Color: White	84" (2134)	15828400
	Hinged Leaf Weather strip, Parting Stop V245 Color: White	84" (2134)	15818400
	Bulb Weather strip, Bottom Rail V192 Color: Beige	84" (2134)	15900058
	Bulb Weather strip, Center Sash Stile V114 Magnum Triple Hung only Color: Beige	Specify length	11107532
	Pile Weather strip, Check Rail M650 5/8" x 1 1/2" x 5/16" Magnum Triple Hung only Color: Beige		15600509

ORDERING REPLACEMENT SASH FOR MAGNUM TILT PAC UNITS

When ordering replacement sash specify:

1. type of unit (Ultimate pr Ultimate Wood), (single or double hung)
2. Sash to be replaced – top, bottom, pair;
3. size;
 - a. top or bottom (call number or OM of sash)
 - b. set (call number or sash opening)
4. glazing;
5. finish;
6. sill bevel if other than standard 14° (wood Tilt Pac).



Exterior View
(top sash shown)