

Ultimate Casement Collection

Unit Features.....	1
Lite Options	4
Optional Interior Square Simulated Divided Lite	5

Unit Features

Ultimate Casement Collection:

- Ultimate Casement (UCA), Ultimate Awning (UAWN), Ultimate Casement Picture (UCAP)
- Ultimate Casement Bows and Bays (UCABB), Ultimate Casement Round Top (UCART)
- Ultimate Push Out Casement (UCAPO), Ultimate Push Out Awning (UAWNPO)
- Ultimate Push Out Casement Picture (UCAPOP), Ultimate Push Out Casement Bows and Bays (UCAPOBB)
- Ultimate French Casement (UCAFR), Ultimate Push Out French Casement (UCAPOFR)
- Ultimate Venting Picture (UCAVP), Ultimate Casement Polygon (UCAPOLY)
- Ultimate Replacement Casement (UCANF), Ultimate Replacement Awning (UAWNNF)
- Ultimate Replacement Casement Picture (UCANFP)
- Ultimate Replacement Push Out Casement (UCANFPO), Ultimate Replacement Push Out Awning (UAWNNFPO)
- Ultimate Replacement Push Out Casement Picture (UCANFPOP)
- Ultimate Replacement Push Out French Casement (UCANFPOFR)
- Ultimate Replacement Casement Round Top (UCANFRT), Ultimate Replacement Casement Polygon (UCANFPOLY)

NOTE: Ultimate French Casement, Ultimate Push Out French Casement, Ultimate Venting Picture, Ultimate Replacement Casement Round Top, Ultimate Replacement Casement Polygon, and Ultimate Replacement Push Out French are not available with CE mark.

Bows and Bays are not available with CE mark from the factory. Bow and Bay kits are available for field mulling.

Frame:

- Frame thickness: 1 3/16" (30)
- Full frame units have a frame base (with pre-drilled installation holes in jambs): is 4 9/16" (116) from backside of nailing fin to interior wood face of frame
- Replacement frame: Units have overall base frame of 3 1/4" (83) jambs
- Frame bevel: Standard is no bevel, optional available are 8 degree bevel and 14 degree bevel

Sash:

- Nominal Sash thickness for full frame:
 - 1 5/8" (41) with 3/4" (19) insulating glass
 - 1 7/8" (48) with 1" (25) insulating glass
- Nominal Sash thickness for replacement frame: 1 5/8" (4) with 3/4" (19) insulating glass
- Stile and Rails 2 1/16" (52) standard
- Optional tall bottom rail 3 9/16" (90) available
- Standard interior wood cope sticking: Ogee
- Optional interior wood cope sticking: Ovolo and Square

Hardware: - See Individual Product Chapters

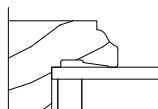
Interior Sticking Options:

- Standard interior sticking: Ogee
- Optional interior sticking: Square

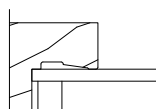
Wood Interior Swinging Insect Screens:

- Wood screen surround: Matches window species.
- Screen mesh: Charcoal High Transparency (CH HI-Tran) fiberglass.
- Ball and Catch latch system used.
- Screen mesh options: Charcoal Fiberglass, Silver Gray Fiberglass, Charcoal Aluminum, Black Aluminum, Bright Aluminum and Bright Bronze.
- Standard Interior Sticking: Ogee
- Optional Interior Sticking: Square

Ogee



Square



Unit Features**Insect Screen:**

- Standard is a full size roll formed aluminum surround, in Satin Taupe, optional Stone White or Bronze
- Optional wood screen available
- Standard screen mesh: Charcoal Fiberglass
- Optional screen mesh: High Transparency, Silver Gray Fiberglass, Charcoal Aluminum, Black Aluminum, Bright Aluminum, or Aluminum Bright Bronze

Retractable Screen:

- The screen and its associated hardware shall have minimal exposure and shall not interfere with commonly used window dressings
- Standard screen mesh: stiffened high transparency mesh
- Visible interior screen is all wood
- Species: Pine
 - Alternate species: Mahogany and Vertical Grain Douglas Fir
- Incorporated weather seal that provided optimal seal
- Color matched to gliding block
- Adjustable gliding block
 - Standard color: beige
 - Optional color: black and white
- Optional pull handle: factory applied or shipped loose
- Colors: Satin Taupe, Bronze, Stone White, Matte Black, Brass, Antique Brass, Polished Chrome, Satin Chrome, Oil Rubbed Bronze, Satin Nickel

Weather Strip:

- Frame weather strip is made of a foamed EPDM material with a hollow built in it to reduce compression force. The material is UV resistant, durable, has a low COE, and is flexible enough to be bent around 90 degree corners to allow for fewer seams in it around the frame. It is only available in beige.
- Sash weather strip is made of glass filled polypropylene material and is formulated to be UV resistant, have low COE, and slide easily in and out of frame. Standard color is beige, with optional black or white.

Unit Features

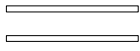
Glass:

- Glazing method: Insulating - Dual Pane or Tri Pane
- Glazing seal: Silicone glazed
- Standard glass: Insulating Dual Pane Low E2 with Argon or Air
- Optional dual-pane glass make-ups:
 - Low E1 Argon or Air,
 - Low E3 Argon or Air,
 - Low E2/ERS Argon or air,
 - Low E3/ERS Argon or air, clear, tints, tempered, obscure, and decorative glass options
- Optional Tri Pane glass make-ups:
 - Low E2/E1 Argon, Krypton-Argon, or Air
 - Low E3/E1 Argon, Krypton-Argon, or Air
 - Low E1 Argon, Krypton-Argon, or Air
- Available glass types:
 - Laminated
 - Tempered
 - Obscure
- Tints:
 - Bronze
 - Gray
 - Green
 - Reflective Bronze
- Decorative glass options:
 - Frost
 - Reed
 - Narrow Reed
 - Rain
 - Sandblasted
 - Glue Chip
- Glazing will be altitude-adjusted for higher elevations with capillary tubes. Argon, Argon-Krypton, and Krypton gas not included
- IZ3 has annealed exterior pane as default with the option to temper
- For additional specialty glazing options, please contact your Marvin representative.

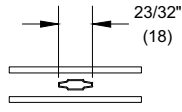
CE Optional Glazing:

- Glazing seal: silicone glazed
- Standard glass: Insulating Low E2 Argon or air
- Optional glazing available: Low E1 Argon or air, Low E3 Argon or air, Low E2/ERS Argon or air, Low E3/ERS Argon or air, clear, laminated clear & tints, tempered, sandblasted
- Glass panes available in 3, 4, and 6 mm thicknesses
- Laminated panes available in 7.0 and 7.8 mm thicknesses
- Insulating glass will be altitude adjusted with capillary tubes for higher elevations
- Argon gas is not available for elevations that require capillary tubes

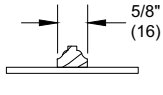
Lite Options



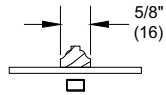
Insulating Glass



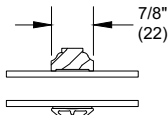
Aluminum 23/32"
Contour GBG



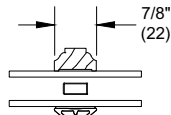
5/8" SDL



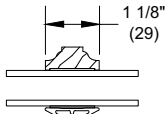
5/8" SDL
W/Spacer



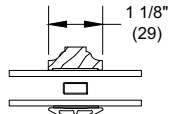
7/8" SDL



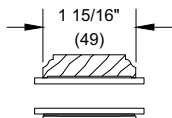
7/8" SDL
W/Spacer Bar



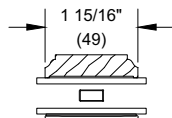
1 1/8" SDL



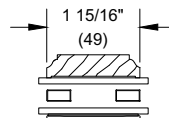
1 1/8" SDL
W/Spacer Bar



1 15/16" SDL



1 15/16" SDL
W/One Spacer Bar



1 15/16" SDL
W/Two Spacer Bars

Optional Interior Square Simulated Divided Lite

