

ESSENTIAL SLIDING PATIO DOOR

Table of Contents

	PAGE
History	2
Part Identification – Two Panel Operator	4
Part Identification – Three Panel Operator	5
Parts	
Hardware	6
Aluminum	11
Miscellaneous	12
Weather Strip and Vinyl	14
Installation Kits	17
Wood Parts	18
Panel, Frame and DLO Charts	19
Panel, Screen and Grille Replacement	20
Screen Parts	21
Discontinued Hardware – Limited Availability (LA)	23
Discontinued Screen Parts – Limited Availability (LA)	25
Discontinued Screen Parts – No Availability (NA)	26

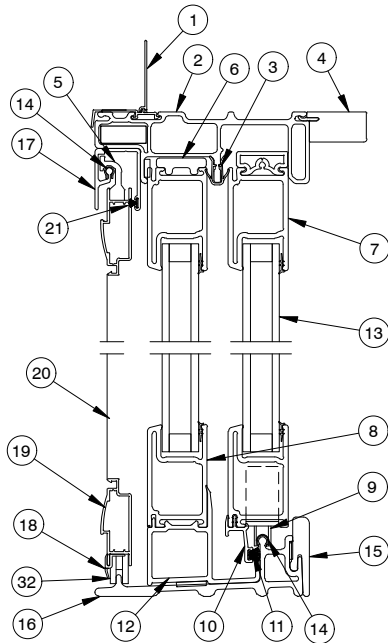
ATTENTION:

- Specification and technical data are subject to change without notice.
- Numbers listed in parentheses () are metric equivalents in millimeters rounded to the nearest whole number.

PRODUCED	UNIT TYPE	FEATURES OR CHANGES	DISCONTINUED
March 2008	Sliding Patio Door	Unit features 3/4" insulating Low E II tempered glass with Argon, single point mortise style locking system, stainless steel ball bearing twin roller operating system, 3 3/8" jamb with 4 9/16" or 6 9/16" extensions available, optional factory applied sheet rock return and field applied j-channel, and exterior non-keyed handle. Pultruded fiberglass interior and exterior. White interior only with white hardware. Stone White, Pebble Gray, Bronze, Evergreen or Cashmere exteriors with hardware finish to match finish option selection. GBGs are white to the interior, exterior GBGs match exterior finish option selection. PVC sill liner and color matched top hung screen. Available in 2-panel (5068, 50610, 5080, 6068, 60610, 6080) and 3-panel (90610, 9080) configuration	Present
March 2009	Sliding Patio Door	Ebony exteriors introduced.	Present
May 2009	Sliding Patio Door	LoE ³ 366™ glass option introduced.	Present
February 2010	Sliding Patio Door	Introduced new handle design for the PVD Brass, Satin Nickel and Oil Rubbed bronze finish.	Present
2011	Sliding Patio Door	February 28, 2011 Introduced keyed option for complete handle sets. April 25, 2011 Introduced LoE-180™ glass option.	Present
January 2012	Sliding Patio Door	January 30, 2012 Introduced the 5' 10" CN.	Present
April 2012	Sliding Patio Door	April 30, 2012 Added the 32" NCO Handle Option.	Present
July 2012	Sliding Patio Door	Improved 9080 structural stability with product enhancements at the Leveling Block End Cap and top of Operator Panel.	Present
April 2013	Sliding Patio Door	Introduced special sizes 2-panel in 1/64" increments from the smallest size to the largest size within the current matrix.	Present
April 2014	Sliding Patio Door	April 28, 2014: Interior and Exterior Split Finish option became available so customers could choose different colors between exterior and interior handles. All current handle styles were given the name Cambridge. Handles are no longer available in sets.	Present
October 2014	Sliding Patio Door	October 24, 2014: Added Northfield hardware handle sets.	Present
February 2015	Sliding Patio Door	February 23, 2015 Introduced new nailing fin with drip.	Present
December 2016	Sliding Patio Door	December 19, 2016 Introduced new Jamb block	Present
December 2017	Sliding Patio Door	December 18, 2017 Added availability of customer specified lite cut configurations for GBG and to allow any color GBG on the exterior for standard or special sized units.	Present
February 2018	Sliding Patio Door	February 26, 2018: Standardized Ebony exterior from Essential Ebony to Marvin Ebony. Reduction of 2 jamb blocks per installation kit. Jamb bumper added, stationary interlock part numbers changed.	Present
June 2018	Sliding Patio Door	June 25, 2018: Introduced Matte Black Hardware and Black perimeter spacer color option.	Present
September 2018	Sliding Patio Door	September 24, 2018: Introduced Bronze and Ebony interior option. Stone White Jamb extension, Sheetrock return and Receiver are selectable for dark interior options.	Present

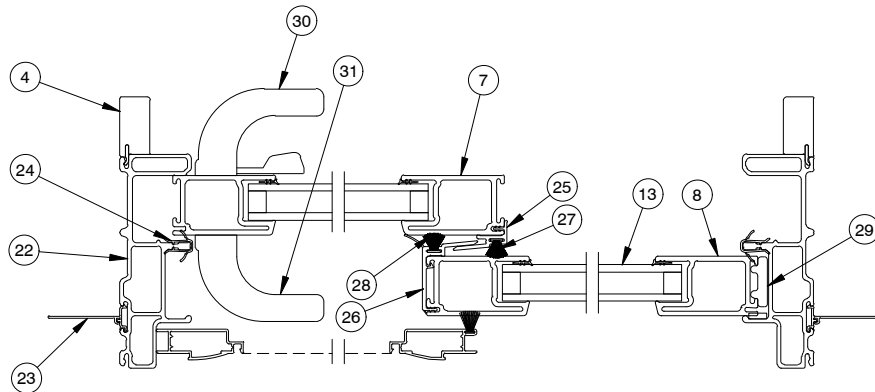
PRODUCED	UNIT TYPE	FEATURES OR CHANGES	DISCONTINUED
October 2018	Sliding Patio Door	October 29, 2018: Low E3 ERS glass type was added.	Present
December 2018	Sliding Patio Door	December 17, 2018: Introduced textured glass types: Obscure, Reed, Narrow Reed, Rain, Glue Chip and Frost and also colored glass types: Clear, Bronze, Gray and Green.	Present
January 2019	Sliding Patio Door	January 28, 2019: New screen design was implemented.	Present
January 2019	Sliding Patio Door	August 26, 2019: Slim Handle option available on all sizes.	Present

2 PANEL OPERATOR



1. Head Jamb Nailing Fin
2. Head Jamb
3. Head Jamb Weather Strip, V1636/V2912
4. Jamb Extension
5. Screen Hanger, Guide
6. Stat. Panel Head Jamb Spacer
7. Operator Panel
8. Stationary Panel
9. Adjustable Roller
10. Operator Panel Drip Seal, V1637/V2903
11. Panel Seal Weather Strip
12. Stationary Panel Leveling Block, V1639/V2904
13. Insulating Glass
14. Stainless Steel Cap
15. Sill Liner, V1634
16. Sill
17. Head Jamb Screen Track, A3456
18. Screen Panel, Bottom Rail Expander, V3023
19. Screen Frame
20. Screen Mesh
21. Screen Frame Weather Strip
22. Jamb
23. Jamb Nailing Fin
24. Jamb Weather Strip, V1636/V2912
25. Operator Panel Interlock, V1646/V2908
26. Stationary Panel Interlock, V2827
27. Operator Interlock Pile Weather Strip
28. Stationary Interlock Pile Weather Strip
29. Panel Spacer
30. Interior Handle
31. Exterior Handle
32. Screen Guide

HEAD JAMB AND SILL DETAIL OPERATOR

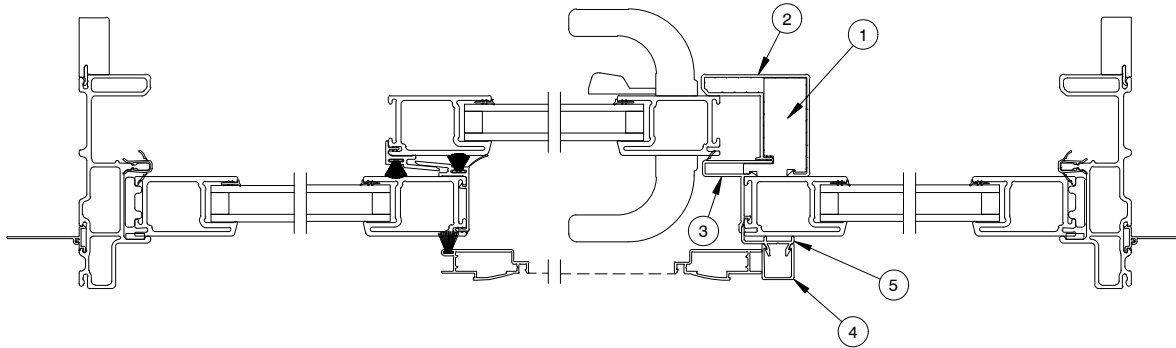


JAMB DETAIL

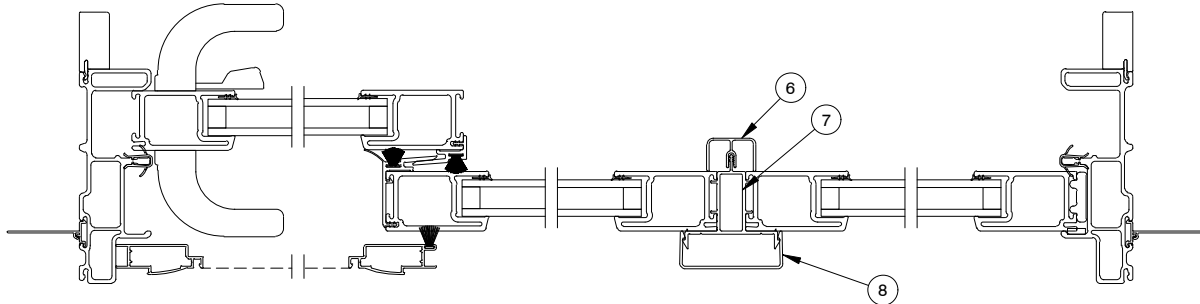
NOTE: XO CONFIGURATION SHOWN

NOTE: Not to scale; specifications subject to change without notice.

3 PANEL OPERATORS – JAMB DETAIL



3 PANEL JAMB DETAIL – OXO



3 PANEL JAMB DETAIL – XOO

NOTE: Not to scale; specifications subject to change without notice.

- | | |
|---|---------------------------------------|
| 1. Astragal Core OXO, W9782 | 5. Screen Stop Astragal Base, A362 |
| 2. Astragal Cap Interior OXO, V1667/V2910 | 6. Mull Trim, Interior OOX/XOO, V1633 |
| 3. Astragal Cap Exterior OXO, V1663/V2909 | 7. Stationary Panel Spline, V1649 |
| 4. Screen Stop Astragal Cap, A361 | 8. Spline Cap Exterior, A1508 |

When ordering replacement Sliding Patio Door parts specify, part number, description, color (if applicable), and handing (if applicable).

NOTE: All handles for post February 22, 2010 are interchangeable regardless of style or finish.

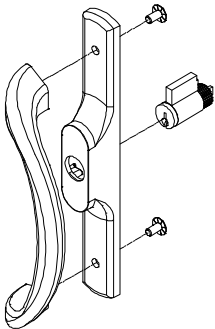
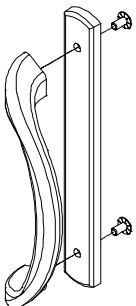
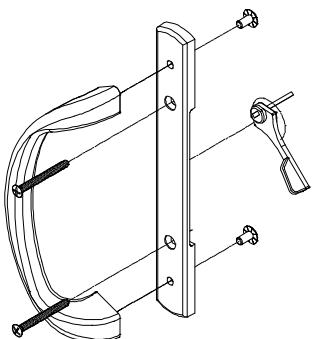
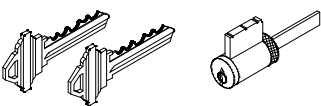
ILLUSTRATION <i>NOT TO SCALE</i>	DESCRIPTION	COLOR	PART NO.
	<p>Cambridge Handle Set, Exterior Keyed</p> <p><i>Includes:</i> 1 - Exterior Handle 1 - Keyed Cylinder 2 - Handle Screws 1 - Exterior Escutcheon</p>	Almond Frost White Brass PVD Satin Nickel PVD Oil Rubbed Bronze PVD Matte Black	10147195 10147196 10147197 10147198 10147199 10147200
	<p>Cambridge Handle Set, Exterior Non-Keyed</p> <p><i>Includes:</i> 1 - Exterior Handle 2 - Handle Screws 1 - Exterior Escutcheon - Non-keyed</p>	Almond Frost White Brass PVD Satin Nickel PVD Oil Rubbed Bronze PVD Matte Black	11869072 11869071 11869073 11869074 11869075 11869076
	<p>Cambridge Handle Set, Interior</p> <p><i>Includes:</i> 1 - Interior Handle 1 - Interior Escutcheon 1 - Thumb Turn 2 - #8 x 1 1/2" Machine screws 2 - Handle Screws 1 - Instruction</p>	Almond Frost White Brass PVD Satin Nickel PVD Oil Rubbed Bronze PVD Matte Black	10147190 10147191 10147192 10147193 10147194 10149195
	<p>Cambridge Keyed Cylinder</p> <p><i>Includes:</i> 1 - Lock cylinder 2 - Keys</p> <p><i>NOTE: For keyed alike cylinders, please contact your Marvin representative. Please supply the original order number, if available..</i></p>		11860976

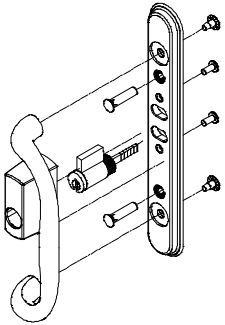
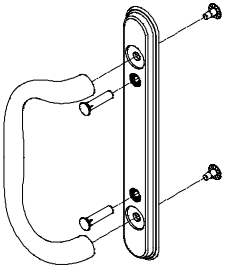
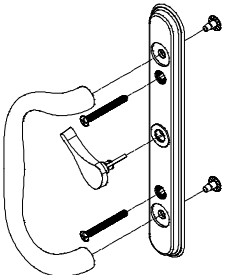
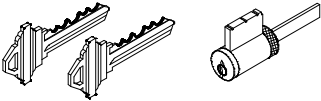
ILLUSTRATION NOT TO SCALE	DESCRIPTION	COLOR	PART NO.
	<p>Northfield Handle Set, Exterior Keyed</p> <p><i>Includes:</i></p> <ul style="list-style-type: none"> 1 - Exterior Handle 1 - Keyed Cylinder 2 - Handle Screws 2 - Post Nuts 1 - Exterior Escutcheon 	<ul style="list-style-type: none"> Almond Frost White Brass PVD Satin Nickel PVD Oil Rubbed Bronze PVD Matte Black 	<ul style="list-style-type: none"> 10147156 10147157 10147158 10147159 10147160 10147161
	<p>Northfield Handle Set, Exterior Non-Keyed</p> <p><i>Includes:</i></p> <ul style="list-style-type: none"> 1 - Exterior Handle 2 - Handle Screws 2 - Post Nuts 1 - Exterior Escutcheon - Non-keyed 	<ul style="list-style-type: none"> Almond Frost White Brass PVD Satin Nickel PVD Oil Rubbed Bronze PVD Matte Black 	<ul style="list-style-type: none"> 11869096 11869095 11869097 11869098 11869099 11869100
	<p>Northfield Handle Set, Interior</p> <p><i>Includes:</i></p> <ul style="list-style-type: none"> 1 - Interior Handle 1 - Interior Escutcheon 1 - Thumb Turn 2 - #8-32 2" Machine screws 2 - Handle Screws 1 - Instruction 	<ul style="list-style-type: none"> Almond Frost White Brass PVD Satin Nickel PVD Oil Rubbed Bronze PVD Matte Black 	<ul style="list-style-type: none"> 10147151 10147152 10147153 10147154 10147155 10147256
	<p>Northfield Keyed Cylinder</p> <p><i>Includes:</i></p> <ul style="list-style-type: none"> 1 - Lock cylinder 2 - Keys <p><i>NOTE: For keyed alike cylinders, please contact your Marvin representative. Please supply the original order number if available.</i></p>		<p>11860977</p>

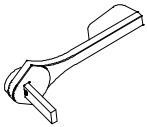
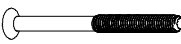


ILLUSTRATION <i>NOT TO SCALE</i>	DESCRIPTION	COLOR	PART NO.
	Cambridge Lock Lever	Almond Frost Stone White Brass PVD Satin Nickel PVD Oil Rubbed Bronze PVD Matte Black	10897077 10897076 10897078 10897079 10897080 10897083
	Cambridge Machine Screw, #8 x 1.5"	Almond Frost Stone White Brass PVD Satin Nickel PVD Oil Rubbed Bronze PVD Matte Black	11801026 11801025 11801027 11801028 11801029 11801032
	Northfield Machine Screw, #10 x 1.5"	Almond Frost Stone White Brass PVD Satin Nickel PVD Oil Rubbed Bronze PVD Matte Black	11883031 11883030 11883033 11883032 11886034 11886035
	Cambridge Handle Screw, #10-24 x 3/8" Machine Screw		11895050
	Northfield Handle Screw, #10-24 x 3/8" Machine Screw		11895051
	Northfield Escutcheon Post Nut	Almond Frost Stone White Brass Satin Nickel Oil Rubbed Bronze Matte Black	11884041 11884040 11884042 11884043 11884044 11884045
	Grommet Kit, Handle <i>Includes:</i> 2 – grommets <i>NOTE: Use as adapter from #10 screws to #8 screws</i>	Black	10897082

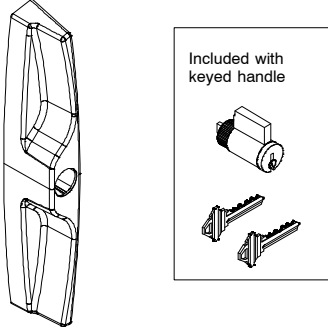
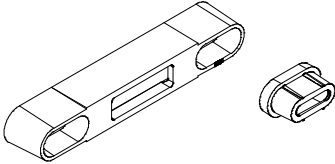
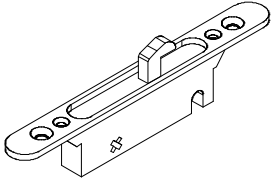
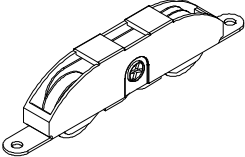
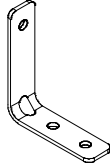
ILLUSTRATION NOT TO SCALE	DESCRIPTION	COLOR	PART NO.
	<p>Slim Handle Set, Exterior Keyed</p> <p><i>Includes:</i> 1 – Exterior handle 1 – Installation instruction 1 – Pinch point label 1 – Keyed cylinder 2 – Keys 1 – Installation instruction NOTE: 2 screws are required per handle set. See options below.</p>	<p>Almond Frost White Bronze Matte Black</p>	<p>10802992 10802991 10802993 10802994</p>
	<p>Slim Handle Set, Exterior Non Keyed</p> <p><i>Includes:</i> 1 – Exterior handle 1 – Installation instruction 1 – Pinch point label NOTE: 2 screws are required per handle set. See options below.</p>	<p>Almond Frost White Bronze Matte Black</p>	<p>10802982 10802981 10802983 10802984</p>
	<p>Slim Handle Screw for Cambridge (interior handle)</p> <p>#8–32 x 1 5/8" Phillips oval head screws</p> <p><i>Screws match interior handle set, Black is used with Matte Black and Oil Rubbed Bronze. Silver is used with Satin Nickel.</i></p>	<p>Almond Frost Stone White Brass Plated Silver Black</p>	<p>11801156 11801155 11801159 11801158 11801157</p>
	<p>Slim Handle Screw for Northfield (interior handle)</p> <p>#8–32 x 2" Phillips oval head screws</p> <p><i>Screws match interior handle set, Black is used with Matte Black and Oil Rubbed Bronze. Silver is used with Satin Nickel.</i></p>	<p>Almond Frost Stone White Brass Plated Silver Black</p>	<p>11897062 11897061 11897065 11897064 11897063</p>

ILLUSTRATION NOT TO SCALE	DESCRIPTION	COLOR	PART NO.
	<p>Keeper, OX/XO, OOX/XOO Kit Includes: 1 - Keeper - 11100441 2 - Operator lock stops 2 - #8 x 3 " Phillips pan head screws Pearl White (11800829), Matte Black (11810830)</p>	<p>Beige Black</p>	<p>11800041 11800046</p>
	<p>Keeper, OXO Kit Includes: 1 - Keeper - 11100441 2 - Operator lock stops 2 - #8 x 1 1/4 " Phillips panhead screws (11800122)</p>	<p>Beige Black</p>	<p>11800142 11800048</p>
	<p>Mortise Lock includes fasteners: 2 - #8 x 1 " Phillips flathead screws (11800810)</p>		<p>11800022</p>
	<p>Adjustable Panel Roller includes fasteners: 2 - #8 x 1 " Phillips flathead screws (11800810)</p>		<p>10820000</p>
	<p>Stationary Panel Bracket Kit includes fasteners: 1 - #8 x 1 " Phillips panhead screws - White (11800820), Black (11800953) 1 - #8 x 3 " Phillips pan head screws Pearl White (11800829), Matte Black (11810830) 1 - #8 x 3/4 " Phillips truss head screws Pearl White (11800898), Matte Black (11800997)</p>	<p>Beige Black</p>	<p>11800010 11800012</p>

When ordering replacement Sliding Patio Door parts specify:

1. Part number;
2. Description;
3. Standard or special size measurements;
4. Length of part (if applicable);
5. Color (if applicable);
6. Handing (if applicable).


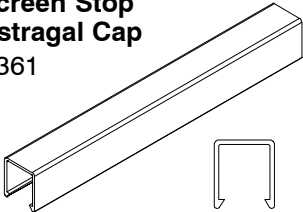
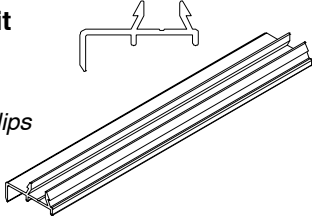
ILLUSTRATION AND DESCRIPTION							
ILLUSTRATIONS NOT TO SCALE							
Spline Cap, Exterior A1508 		Screen Stop Astragal Cap A361 		Screen Stop Astragal Base Kit A362 Includes: 8-10 - #8 x 2" Phillips panhead screws 			
Call Number	Length	Description / Color / Part No.					
Spline Cap (A1508)							
		Stone White	Pebble	Bronze	Evergreen	Cashmere	Ebony
68	77 1/2" (1969)	11008510	12008510	13008510	14008510	15008510	18009510
610	79 1/2" (2019)	11008610	12008610	13008610	14008610	15008610	18009610
80	93 1/2" (2375)	11000880	12000880	13000880	14000880	15000880	18000980
Lineal Only	174" (4420)	11008499	11008599	11008699	11008799	11008899	18008999
Screen Stop Astragal Cap (A361)							
		Stone White	Pebble	Bronze	Evergreen	Cashmere	Ebony
68	76 23/32" (1948)	18505101	18505102	18505103	18505104	18505105	18505107
610	79 1/2" (2019)	18506102	18506101	18506103	18506104	18506105	18506107
80	93 1/2" (2375)	18500802	18500801	18500803	18500804	18500805	18500807
Lineal Only	96" (2438)	18547696	18547596	18547796	18547869	18547969	18547496
Screen Stop Astragal Base Kit (A362)							
		Stone White	Pebble	Bronze	Evergreen	Cashmere	Ebony
68	77 17/32" (1969)	11800268	11800368	11800468	11800568	11800768	11800968
610	79 1/2" (2019)	11800461	11800561	11800961	11801061	11801161	11801261
80	93 1/2" (2375)	11801280	11801380	11801480	11801580	11801680	11801780
Lineal Only	96" (2438)	18547896	18547797	18547997	18547998	18547999	18548002

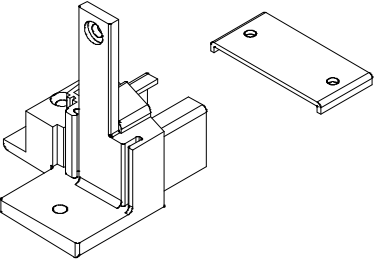
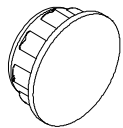
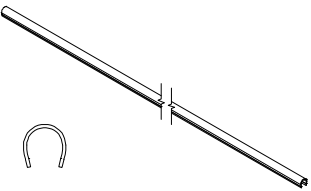

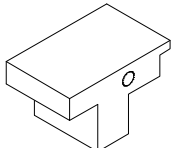
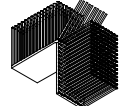
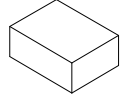
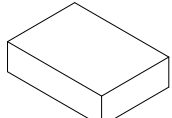
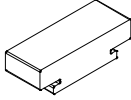
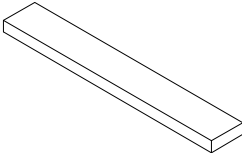
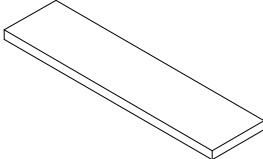
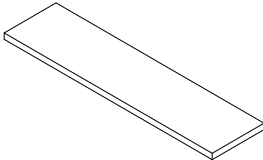
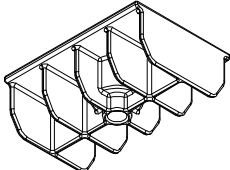
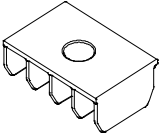
ILLUSTRATION NOT TO SCALE	DESCRIPTION	OPER./COLOR	PART NO.
	<p>Leveling Block End Cap Includes: 1 – End cap 2 – #8 x 1" Phillips pan head screws White (11800820), Black (11800953) 1 – #8 x 1 1/2" Phillips pan head screws Beige (11800852), Black (11800962) 1 – #8 x 1" Phillips flat head screws (11800810) 1 – Stationary panel dust block 2 – Leveling block end cap dust block 1 – Leveling block end cap retainer (11850110)</p>	<p>Beige OX/OOX/OXO XO/XOO/OXO</p> <p>Black OX/OOX/OXO XO/XOO/OXO</p>	<p>11800999 11800099</p> <p>11802888 11801888</p>
	<p>Roller Adjustment Hole Cap</p>	<p>Stone White Bronze Ebony</p>	<p>156015 156020 156023</p>
	<p>Stainless Steel Cap, Sill</p>	<p>CN 50 width 56 17/32" (1436) CN 510 width 67 1/32" (1703) CN 60/ 90 OXO width 68 17/32" (1741) CN 90 OOX, XO width 104 17/32" (2655)</p>	<p>10600650 10600510 10600660 10600690</p>
	<p>Dust Block, Leveling Block End Cap</p>	<p>Beige Gray</p>	<p>10600250 10600249</p>
	<p>Astragal Foam Plug</p>	<p>White Black</p>	<p>10500880 10500889</p>
	<p>Stationary Panel Dust Block</p>	<p>Beige Gray</p>	<p>15600011 15600010</p>
	<p>Panel Drip Plug</p>		<p>10500137</p>
	<p>Jamb/Sill Foam Block</p>	<p>Beige Gray</p>	<p>10500136 10510139</p>

ILLUSTRATION NOT TO SCALE	DESCRIPTION	OPER./COLOR	PART NO.
	Stationary Panel to Head Jamb Foam Block <i>Usage: September 24, 2018 – present</i>	Gray	10501935
	Stationary Panel to Head Jamb Foam Block <i>Usage: Prior to September 24, 2018</i> <i>Available for Field Service</i>	Beige	10600500
	Frame Sealant, Foam, Sill Liner 1/16" x 3/8" Adhesive backed <i>Part is sold by LF – please specify length*</i>	Gray	10500142*
	Leveling Block Foam Frame Sealant 3/32" x 5/8"		11406212
	Foam Frame Sealant <i>NOTE: Adhesive one side – 100'</i> 1/8" x 3/8"	Black	10500050
	Jamb Block <i>For OX/XO and OOX/XOO</i>	Stone White Black	11865049 11865059
	Jamb Block <i>For OXO astragal only</i>	Stone White Black	11865050 11865060

When ordering replacement weatherstrip specify:

1. Quantity;
2. Profile number;
3. Part number;
4. Standard or special size measurements;
5. Length of part;
6. Description.


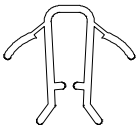
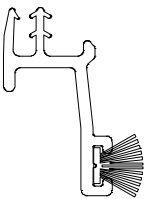
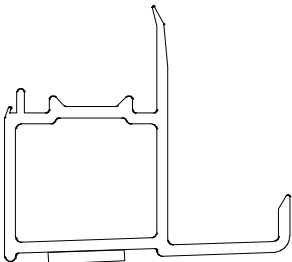
ILLUSTRATION <i>NOT TO SCALE</i>	DESCRIPTION	LENGTH	PART NO/COLOR	
			Beige	Black
	Sill Liner V1634 CN 50 width – XO/OX 56 17/32" (1436) CN 510 width – XO/OX 67 1/32" (1703) CN 60 width – XO/OX 68 17/32" (1741) CN 90 width – XOO/OOX/OXO 104 17/32" (2655)		11100050	11101950
	Sill Liner Fasteners <i>(suggested quantity 3EA for OX/XO or 4 EA for OOX, XOO and OXO configurations)</i> #8–18 x 5/8" Phillips flat head screw		Pearl White 11807175	Dark Brown 11805156
	Head Jamb Weather Strip V1636 (Beige) V2912 (Black) CN 50 width 56 17/32" (1436) CN 510 width 67 31/32" (1726) CN 60 width 68 17/32" (1741) CN 90 width 104 17/32" (2655)		18210050	18510050
	Jamb Weather Strip V1636 (Beige) V2912 (Black) CN 68 height 78 3/32" (1984) CN 610 height 80 3/32" (2034) CN 80 height 94 3/32" (2390)		18210068	18410068
	Panel Seal V1637 (Beige) V2903 (Black) <i>Includes: Pile weather strip</i> CN 50 width 29 13/32" (747) CN 510 width 34 21/32" (880) CN 60/90 width 35 13/32" (899)		18310050	18410050
	Leveling Block Kit V1639 (Beige) V2904 (Black) <i>Includes: Adhesive foam tape</i> CN 50 width 28 15/16" (735) CN 510 width 34 3/16" (868) CN 60/90 width 34 15/16" (887) CN 90 width 70 15/16" (1802)		11800050	11800350
			11801510	11803510
			11800060	11800360
			11800090	11800390

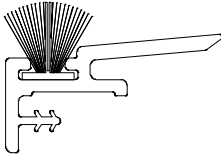
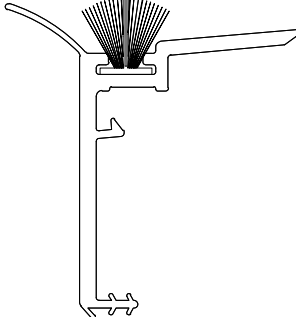
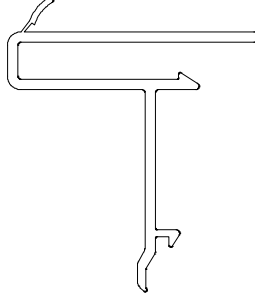
ILLUSTRATION NOT TO SCALE	DESCRIPTION	LENGTH	PART NO.	
			Beige	Black
	Interlock, Operator Kit V1646 (Beige) V2908 (Black) <i>Includes:</i> <i>Pile Weather Strip (11107546)</i>			
	CN 610	78 3/16" (1986)	11806610	11807710
	CN 68	76 3/16" (1935)	11800668	11807778
	CN 80	92 3/16" (2342)	11800280	11807280
	Interlock, Stationary Kit V2827 <i>Includes:</i> <i>Pile Weather Strip (11107546)</i>			
	CN 68 – XO	77 17/32" (1969)	11800068	11807768
	CN 68 – OX	77 17/32" (1969)	11800168	11807168
	CN 610 – XO	79 17/32" (2020)	11800061	11807761
	CN 610 – OX	79 17/32" (2020)	11810161	11817161
	CN 80 – XO	93 17/32" (2376)	11800080	11807780
CN 80 – OX	93 17/32" (2376)	11810180	11817180	
	Astragal Cap, Exterior V1663 (Beige) V2909 (Black)			
	CN 68 RH – OXO	77 17/32" (1969)	15000511	16000511
	CN 68 LH – OXO	77 17/32" (1969)	15000510	16000510
	CN 610 RH – OXO	79 17/32" (2020)	15000611	16000611
	CN 610 LH – OXO	79 17/32" (2020)	15000610	16000610
	CN 80 RH – OXO	93 17/32" (2375)	15000081	16000081
CN 80 LH – OXO	93 17/32" (2375)	15000080	16000080	

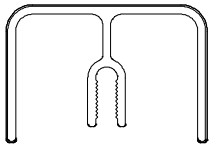
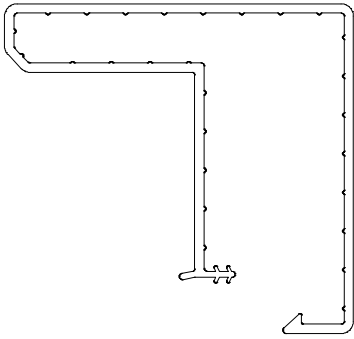
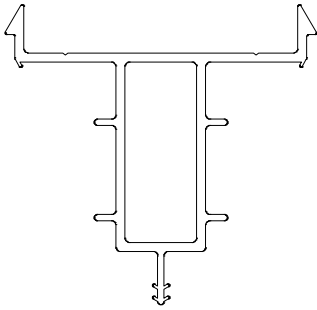
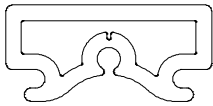
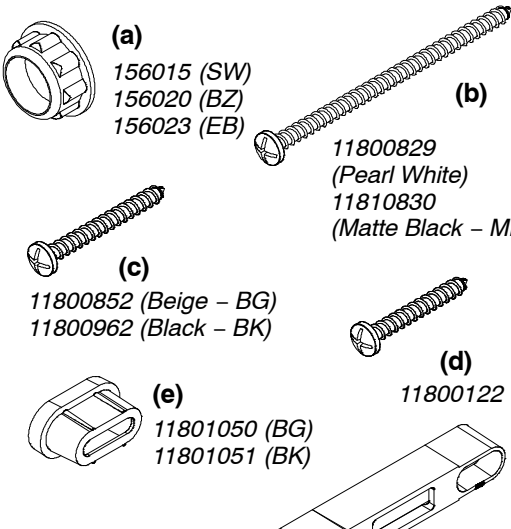
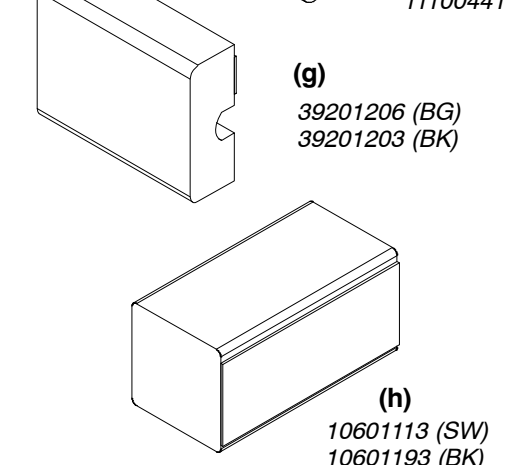
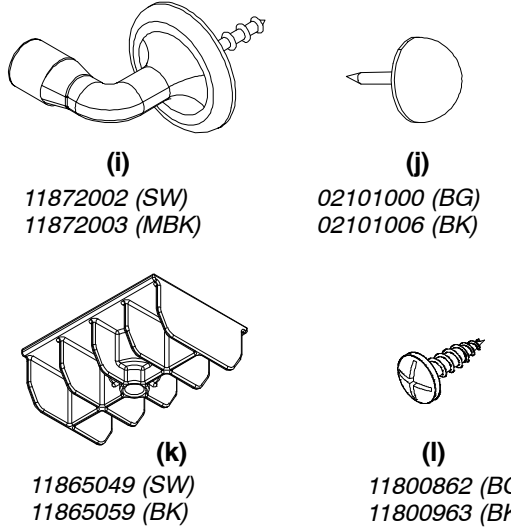
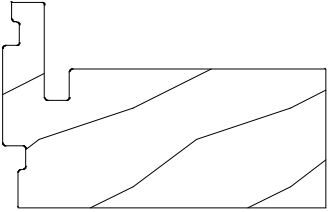
ILLUSTRATION NOT TO SCALE	DESCRIPTION	LENGTH	PART N/ COLOR		
	<p>Spline Cap, Interior V1633</p> <p>CN 68 XOO/OOX CN 610 XOO/OOX CN 80 XOO/OOX</p>	<p>77 3/4" (1975) 79 3/4" (2026) 93 3/4" (2381)</p>	<p>Stone White 16901510 16901610 16900180</p>	<p>Bronze 16903510 16903610 16900380</p>	<p>Ebony 16904510 16904610 16900480</p>
	<p>Astragal Cap, Interior V1667 (SW) V2910 (BZ, EB)</p> <p>CN 68, OXO-RH CN 68, OXO-LH</p> <p>CN 610, OXO-RH CN 610, OXO-LH</p> <p>CN 80, OXO-RH CN 80, OXO-LH</p>	<p>77 7/8" (1979) 77 7/8" (1979)</p> <p>79 7/8" (2020) 79 7/8" (2020)</p> <p>93 7/8" (2384) 93 7/8" (2384)</p>	<p>Stone White 15002510 15001510</p> <p>15002610 15001610</p> <p>15000280 15000180</p>	<p>Bronze 15006510 15005510</p> <p>15006610 15005610</p> <p>15000680 15000580</p>	<p>Ebony 15004510 15003510</p> <p>15004610 15003610</p> <p>15000480 15000380</p>
	<p>Stationary Panel Spline Kit V1649</p> <p><i>Includes:</i> 1 - Stationary Panel Bracket 1 - Backer 16-20 - #8 x 5/8" Phillips pan head screws (11800505)</p> <p>CN 68 - XOO/OOX CN 610 - XOO/OOX CN80 - XOO/OOX</p>	<p>77 7/8" (1978) 79 7/8" (2029) 93 7/8" (2385)</p>	<p>Beige 11801068 11800361 11800380</p>		
	<p>Panel Extension Block Kit V2228</p> <p><i>Includes:</i> 1 - #8 x 1" Phillips panhead screw - 11800820</p> <p>CN 9080, OXO-RH CN 9080, OXO-LH CN 9080, OOX CN 9080, XOO</p>	<p>28" (711)</p>	<p>Natural 02100028</p>		

ILLUSTRATION NOT TO SCALE	DESCRIPTION	PART NO.
 <p>(a) 156015 (SW) 156020 (BZ) 156023 (EB)</p> <p>(b) 11800829 (Pearl White) 11810830 (Matte Black – MBK)</p> <p>(c) 11800852 (Beige – BG) 11800962 (Black – BK)</p> <p>(d) 11800122</p> <p>(e) 11801050 (BG) 11801051 (BK)</p> <p>(f) 11100441</p> <p>(g) 39201206 (BG) 39201203 (BK)</p> <p>(h) 10601113 (SW) 10601193 (BK)</p> <p>(i) 11872002 (SW) 11872003 (MBK)</p> <p>(l) 11800862 (BG) 11800963 (BK)</p>	<p>OX/XO Installation Kit <i>Includes:</i> 2 – Hole plug (a) 11 – #8 x 3" pan head screw (b) 1 – #8 x 1 1/2" pan head screw (c) 1 – #8 x 1 1/4" pan head screw (d) 2 – Door stop, keeper (e) 1 – Keeper (f) 1 – Operator stop block, sill (g) 1 – Operator stop block, header (h) 2 – thumb tack bumpers (i) 6 – jamb blocks (k) 4 – #8 x 5/8" truss head screw (l)</p> <p><i>NOTE: Also included with each package are installation instructions, warranty and general care instructions, installation supplement and nailing fin corner gaskets.</i></p>	<p>Stone White (SW) 11800001</p> <p>Bronze (BZ) 11800005</p> <p>Ebony (EB) 11800004</p>
 <p>(a) 156015 (SW) 156020 (BZ) 156023 (EB)</p> <p>(b) 11800829 (Pearl White) 11810830 (Matte Black – MBK)</p> <p>(c) 11800852 (Beige – BG) 11800962 (Black – BK)</p> <p>(d) 11800122</p> <p>(e) 11801050 (BG) 11801051 (BK)</p> <p>(f) 11100441</p> <p>(g) 39201206 (BG) 39201203 (BK)</p> <p>(h) 10601113 (SW) 10601193 (BK)</p> <p>(i) 11872002 (SW) 11872003 (MBK)</p> <p>(l) 11800862 (BG) 11800963 (BK)</p>	<p>OOX/XOO Installation Kit <i>Includes:</i> 2 – Hole plug (a) 13 – #8 x 3" pan head screw (b) 1 – #8 x 1 1/2" pan head screw (c) 1 – #8 x 1 1/4" pan head screw (d) 2 – Door stop, keeper (e) 1 – Keeper (f) 2 – Operator panel stop/bumper (i) 6 – jamb blocks (k) 4 – #8 x 5/8" truss head screw (l)</p> <p><i>NOTE: Also included with each package are installation instructions, warranty and general care instruction, installation supplement and nailing fin corner gaskets.</i></p>	<p>Stone White (SW) 11800002</p> <p>Bronze (BZ) 11800007</p> <p>Ebony (EB) 11800006</p>
 <p>(a) 156015 (SW) 156020 (BZ) 156023 (EB)</p> <p>(b) 11800829 (Pearl White) 11810830 (Matte Black – MBK)</p> <p>(c) 11800852 (Beige – BG) 11800962 (Black – BK)</p> <p>(d) 11800122</p> <p>(e) 11801050 (BG) 11801051 (BK)</p> <p>(f) 11100441</p> <p>(g) 39201206 (BG) 39201203 (BK)</p> <p>(h) 10601113 (SW) 10601193 (BK)</p> <p>(i) 11872002 (SW) 11872003 (MBK)</p> <p>(l) 11800862 (BG) 11800963 (BK)</p>	<p>OXO Installation Kit <i>Includes:</i> 2 – Hole plug (a) 9 – #8 x 3" pan head screw (b) 2 – #8 x 1 1/2" pan head screw (c) 3 – #8 x 1 1/4" pan head screw (d) 2 – Door stop, keeper (e) 1 – Keeper (f) 1 – Operator stop block, sill (g) 1 – Operator stop block, header (h) 2 – thumb tack bumpers (i) 4 – jamb blocks (k) 4 – #8 x 5/8" truss head screw (l)</p> <p><i>NOTE: Also included with each package are installation instructions, warranty and general care instructions, installation supplement and nailing fin corner gaskets.</i></p>	<p>Stone White (SW) 11800003</p> <p>Bronze (BZ) 11800019</p> <p>Ebony (EB) 11800008</p>

When ordering replacement wood parts specify:

1. Part number;
2. Size;
3. Description.
4. Handing (if applicable)
5. Bare wood or white interior.

ILLUSTRATION <i>NOT TO SCALE</i>	DESCRIPTION	LENGTH	BARE WOOD PART NO.	
	Astragal Core W9782			
		CN 68 RH, OXO	77 7/8" (1978)	31505511
		CN 68 LH, OXO	77 7/8" (1978)	31505510
		CN 610 RH, OXO	79 7/8" (2029)	31505611
		CN 610 LH, OXO	79 7/8" (2029)	31505610
		CN 80 RH, OXO	93 7/8" (2384)	31505081
CN 80 LH, OXO	93 7/8" (2384)	31505080		

Use this chart to determine sizes for replacement parts, panels and screen:

- Daylight Opening (DLO) is a measurement of the visible glass.
- Outside measurement = OM
- Sizes for Essential Sliding Patio Doors manufactured 3/17/2008 to present.

WIDTH					
Unit CN	Frame OM	Panel OM	DLO	Screen OM	Standard Lite Cut
50	59 1/2" (1511)	29 13/32" (747)	25" (635)	29 3/16" (741)	3W
510	70" (1778)	34 21/32" (880)	30 1/4" (768)	34 7/16" (875)	3W
60	71 1/2" (1816)	35 13/32" (899)	31" (787)	35 3/16" (894)	3W
90	107 1/2" (2731)	35 13/32" (899)	31" (787)	35 3/16" (894)	3W

HEIGHT (units manufactured 1/28/2019 – present)					
Unit CN	Frame OM	Panel OM	DLO	Screen OM	Standard Lite Cut
68	79 1/2" (2019)	76 29/32" (1953)	72 1/2" (1842)	77 9/32" (1963)	5H
610	81 1/2" (2070)	78 29/32" (2004)	74 1/2" (1892)	79 9/32" (2014)	5H
80	95 1/2" (2426)	92 29/32" (2360)	88 1/2" (2248)	93 9/32" (2369)	6H

HEIGHT (units manufactured until 1/28/2019)					
Unit CN	Frame OM	Panel OM	DLO	Screen OM	Standard Lite Cut
68	79 1/2" (2019)	76 29/32" (1953)	72 1/2" (1842)	77 3/4" (1975)	5H
610	81 1/2" (2070)	78 29/32" (2004)	74 1/2" (1892)	79 3/4" (2026)	5H
80	95 1/2" (2426)	92 29/32" (2360)	88 1/2" (2248)	93 3/4" (2381)	6H

Determining Panel Size

Daylight Opening to OM of Panel

Daylight Width + 4 7/16" = OM Width of Panel
 Daylight Height + 4 7/16" = OM Height of Panel

Determining Screen Size

Daylight Opening to OM of Screen

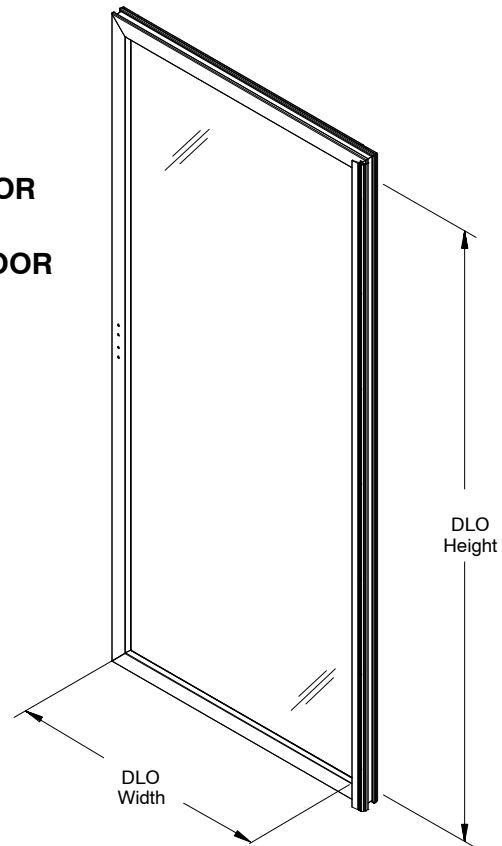
Daylight Width + 4 3/16" = OM Width of Screen
 Daylight Height + 4 25/32" = OM Height of Screen

ORDERING REPLACEMENT ESSENTIAL SLIDING PATIO DOOR PANELS

To order replacement panels specify:

1. Call number or special size;
2. Operator or stationary;
3. Handing;
4. Exterior color;
5. Panel height and width;
6. Lite cut.

**EXTERIOR
 VIEW
 PATIO DOOR**



ORDERING REPLACEMENT ESSENTIAL SLIDING PATIO DOOR SCREENS

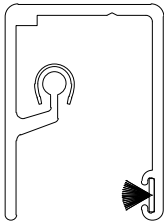
Screens are standard with a color matched aluminum surround and charcoal colored fiberglass 18 x 16 screen mesh. Determine the outside measurement of the existing screen.

To order replacement screens specify:

1. Call number or special size (if available);
2. For screens on product manufactured after 1/28/2019: If there is no existing screen from which to obtain the OM of the screen, determine the size of the screen by using the chart in the previous section or use the calculations provided. The daylight opening is the measurement of the visible glass;
3. For screens on product manufactured prior to 1/28/2019: Determine the size of the screen using the calculations provided in the previous section. The daylight opening is the measurement of the visible glass. *NOTE: When ordering a replacement screen manufactured prior to 1/28/2019, a new screen track is required and will also need to be ordered.*
4. Handing.

When ordering Sliding Patio Door replacement screen parts specify:

1. Description;
2. Part number (for CN);
3. Quantity;
4. Length of part for special size.

	<p>Screen Track, Head Jamb A3456 Usage: 01/28/2019 – Present <i>Includes: stainless steel cap and screen track weather strip</i> <i>Recommended screws:</i> <i>#8 x 5/8" Phillips self tapping undercut truss head screws (11800862)</i> <i>CN50, CN510, CN60 uses 6 screws, and CN90 uses 9 screws</i></p>
---	--

Size	CN	Color	Part No.	Size	CN	Color	Part No.
57 57/64" (1471)	CN50	Stone White	10508250	69 57/64" (1775)	CN60	Stone White	10508260
		Pebble	10508350			Pebble	10508360
		Bronze	10508450			Bronze	10508460
		Evergreen	10508550			Evergreen	10508560
		Cashmere	10508650			Cashmere	10508660
Ebony	10508750	Ebony	10508760				
68 25/64" (1737)	CN510	Stone White	10508251	105 57/64" (2690)	CN90	Stone White	10508290
		Pebble	10508351			Pebble	10508390
		Bronze	10508451			Bronze	10508490
		Evergreen	10508551			Evergreen	10508590
		Cashmere	10508651			Cashmere	10508690
Ebony	10508751	Ebony	10508790				

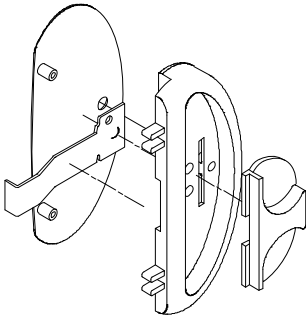
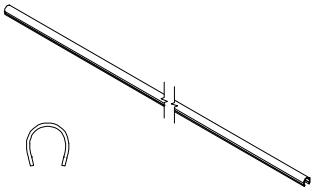
ILLUSTRATION <i>NOT TO SCALE</i>	DESCRIPTION	LENGTH/ COLOR	PART NO.												
	<p>Screen Handle Assembly Usage: 01/28/2019 – Present</p>	Black	10502586												
	<p>Stainless Steel Cap, Screen Track Usage: 01/28/2019 – Present</p>	<table style="width: 100%; border: none;"> <tr> <td style="padding-left: 40px;">CN 50 width</td> <td>57 57/64" (1471)</td> <td>10600550</td> </tr> <tr> <td style="padding-left: 40px;">CN 510 width</td> <td>68 25/64" (1737)</td> <td>10600551</td> </tr> <tr> <td style="padding-left: 40px;">CN 60/ 90 OXO width</td> <td>69 57/64" (1775)</td> <td>10600560</td> </tr> <tr> <td style="padding-left: 40px;">CN 90 OOX, XOO width</td> <td>105 57/64" (2690)</td> <td>10600590</td> </tr> </table>	CN 50 width	57 57/64" (1471)	10600550	CN 510 width	68 25/64" (1737)	10600551	CN 60/ 90 OXO width	69 57/64" (1775)	10600560	CN 90 OOX, XOO width	105 57/64" (2690)	10600590	
CN 50 width	57 57/64" (1471)	10600550													
CN 510 width	68 25/64" (1737)	10600551													
CN 60/ 90 OXO width	69 57/64" (1775)	10600560													
CN 90 OOX, XOO width	105 57/64" (2690)	10600590													

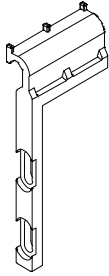
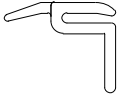

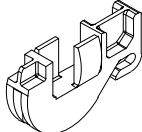
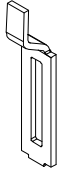

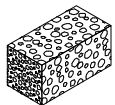
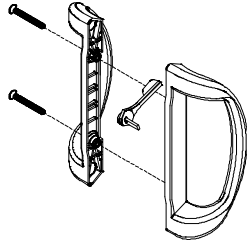
ILLUSTRATION NOT TO SCALE	DESCRIPTION	LENGTH/ COLOR	PART NO.
	<p>Screen Hanger, Guide Usage: 01/28/2019 – Present <i>NOTE: Each panel uses 1 LH and 1 RH screen hanger.</i></p> <p><i>Recommended screws :</i> #8-15 x 3/4 Type A/Tek-2, full thread, stainless steel (11800208). 2 needed per screen hanger</p>	<p>Black</p>	<p>RH 10508193</p> <p>LH 10508192</p>
	<p>Screen Panel, Bottom Rail Expander, Kit V3023 Usage: 01/28/2019 – Present <i>Includes screws: Qty 5</i></p>	<p>Black</p> <p>CN50 29 3/16" (741) CN510 34 7/16" (875) CN60/90 35 3/16" (894)</p>	<p>15916250 15916251 15916260</p>
	<p>Screen Track Weather Strip Usage: 01/28/2019 – Present <i>Attach to the screen track, full length</i></p>	<p>Beige</p> <p>CN50 57 63/64" (1473) CN510 68 25/64" (1737) CN60 69 57/64" (1775) CN90 105 57/64" (2690)</p>	<p>10508150 10508510 10508160 10508190</p>
	<p>Screen Guide, Half Moon, Bottom Rail Usage: 01/28/2019 – Present</p>	<p>Black</p>	<p>10508194</p>
	<p>Door Strike includes fasteners: 1 – #8 x 5/8" Phillips pan head screw 11800505</p>		<p>02100963</p>
	<p>Screen Door Meeting Stile Dust Block 17/32" x 7/8" x 1/2" <i>NOTE: Adhesive backed</i></p>	<p>Gray</p>	<p>10500161</p>
	<p>Screen Bumper 3/4" x 3/4" x 1 3/8"</p>	<p>White</p>	<p>02540675</p>

ILLUSTRATION <i>NOT TO SCALE</i>	DESCRIPTION	COLOR	PART NO.
	<p>Handle Set, Non-keyed <i>Usage: Prior to February 22, 2010</i></p> <p><i>Includes:</i> 1 – handle assembly, int and ext 1 – Lock Lever 2 – Machine screws, #10 x 1.5" Phillips head</p>	<p>White Pebble Bronze Evergreen Cashmere Ebony</p>	<p>10140050 10140051 10140052 10140053 10140054 10140055</p>

When ordering Sliding Patio Door replacement screen parts specify:

1. Description;
2. Part number (for CN);
3. Quantity;
4. Length of part for special size.

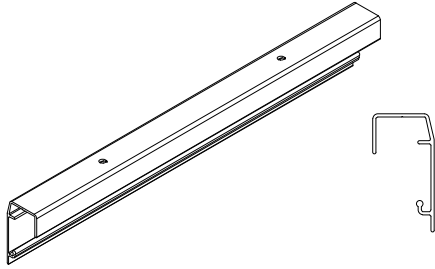
				<p>Screen Track A1237 Usage: – 03/2008 – 01/27/2019 <i>Includes:</i> 1 – Head jamb screen track 6 – #8x5/8" Phillips self tapping undercut truss head screws 11800862</p>				
				Size	CN	Color	Part No.	Size
57 29/32" (1471)	CN50	Stone White	15901050		69 29/32" (1775)	CN60	Stone White	15901060
		Pebble	15902050				Pebble	15902060
		Bronze	15903050				Bronze	15903060
		Evergreen	15904050				Evergreen	15904060
		Cashmere	15905050				Cashmere	15905060
Ebony	15906050	Ebony	15906060					
68 13/32" (1737)	CN510	Stone White	15901510		105 29/32" (2690)	CN90	Stone White	15901105
		Pebble	15902510				Pebble	15902105
		Bronze	15903510				Bronze	15903105
		Evergreen	15904510				Evergreen	15904105
		Cashmere	15905510				Cashmere	15905105
Ebony	15906510	Ebony	15906105					

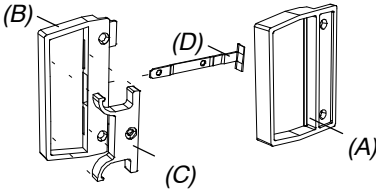
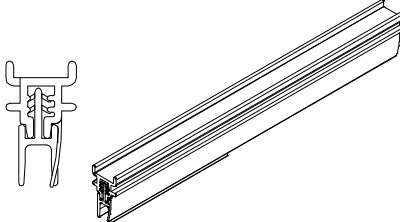
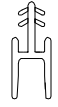
ILLUSTRATION NOT TO SCALE	DESCRIPTION	LENGTH/ COLOR	PART NO.
	<p>Screen Handle Assembly Usage: – 03/2008 – 01/27/2019 <i>Includes:</i> 1 – Exterior handle (A) 1 – Interior handle (B) 1 – Slide (C) 1 – Latch (D) 3 – Screws 1 – Rivet</p>	Black	10150028
	<p>Screen Roller Guide Assembly Usage: – 7/25/2012 – 01/27/2019</p>	CN 50 CN 54 CN 510 CN 60/90 CN 80	15918050 15918054 15918510 15918060 15918080
	<p>Screen Roller Guide V2241 Usage: – 7/25/2012 – 9/17/2018</p>	Beige 2" (51)	15918002

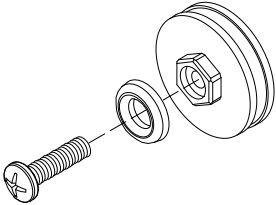

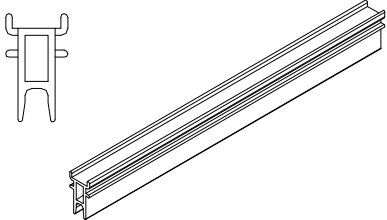
ILLUSTRATION NOT TO SCALE	DESCRIPTION	LENGTH/ COLOR	PART NO.
	<p>Screen Roller Assembly Usage: – 03/2008 – 01/27/2019</p> <p><i>Includes:</i> 2 – Rollers 2 – Machine screws 2 – Grommet washers</p>		11869525
	<p>Screen Roller Track Dust Block Usage: – 03/2008 – 01/27/2019 7/8" x 7/8" x 3/16"</p> <p><i>NOTE: Adhesive backed, located behind the screen roller bar</i></p>	Gray	10500143

ILLUSTRATION <i>NOT TO SCALE</i>	DESCRIPTION	LENGTH/ COLOR	PART NO.
	<p>Screen Roller Guide V014</p>		<p>Discontinued – Replace with Screen Roller Guide Assembly</p>