

ESSENTIAL DIRECT GLAZE POLYGON AND RECTANGLE

Table of Contents

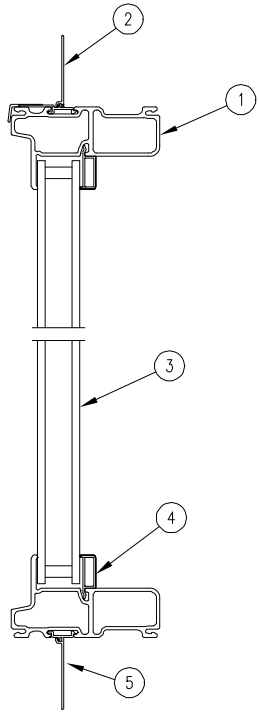
	PAGE
History	2
Part Identification	3
Parts	
Vinyl parts	4
Replacement Glass	5

ATTENTION:

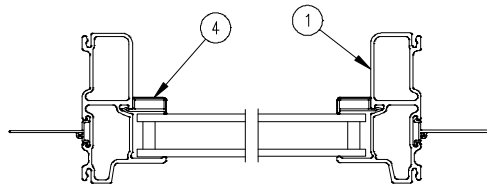
- Specification and technical data are subject to change without notice.
- Numbers listed in parentheses () are metric equivalents in millimeters rounded to the nearest whole number.

PRODUCED	UNIT TYPE	FEATURES OR CHANGES	DISCONTINUED
April 2006	Polygon	Unit features 7/8" double strength insulating Low E II w/argon. GBGs are available in White and Pebble Gray. 2" jambs with a 4 9/16" and 6 9/16" extensions. Available with factory applied sheet rock return and field applied J-channel. White interior only with white hardware. Pebble Gray and Stone White exteriors.	
September 2006	Polygon	Prairie GBG Lite cuts made available for the Essential Series products. See Product Bulletin 69 for more details.	Present
March 2007	Polygon	Bronze exterior introduced.	Present
November 2007	Polygon	Evergreen exterior introduced.	Present
March 2008	Polygon	Cashmere exteriors introduced.	Present
March 2009	Polygon	Ebony exteriors introduced.	Present
May 2009	Polygon	LoE ³ 366™ glass option introduced.	Present
February 2015	Polygon	Introduced new nailing fin with drip cap.	Present
December 2017	Polygon	Added availability of customer specified divided lite cut configurations for GBG and allowing any color GBG to the exterior only.	Present
February 2018	Polygon	Introduced Bronze and Ebony Interior option. Standardized Ebony Exterior from Essential Ebony to Marvin Ebony	Present
October 2018	Polygon	October 29, 2018: Low E3 ERS glass type was added.	Present
December 2018	Polygon	December 17, 2018: Introduced textured glass types: Reed, Narrow Reed, Rain, Glue Chip and Frost and also colored glass types: Clear, Bronze, Gray and Green.	Present

**HEAD JAMB
AND SILL
DETAIL**



- 1. Frame
- 2. Nailing Fin w/Drip Cap
- 3. Insulating Glass
- 4. Glazing Stop
- 5. Nailing Fin

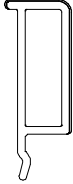
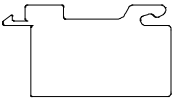


**JAMB
DETAIL**

NOTE: Not to scale; specifications subject to change without notice.

When ordering replacement parts specify:

1. Type of unit;
2. Part number;
3. Description.

ILLUSTRATION <i>NOT TO SCALE</i>	DESCRIPTION	PART NO.		
		Stone White	Bronze	Ebony
	Glazing Stop V1473 150" (3810)	17012799	17013799	17014799
	Secondary Frame Transom Mull V1664 (Stone White) V2878 (Bronze/Ebony) CN10 – 9 7/8" (251) CN16 – 15 7/8" (403) CN50 – 59 5/32" (1503) CN510 – 69 21/32" (1769) CN60 – 71 5/32" (1807) CN90 – 107 5/32" (2722) Lineal – 144" (3658)	11700135 11700195 11700595 11700695 11700715 11701075 11700099	11700510 11700516 11700550 11705510 11700560 11700590 11700599	11700610 11700616 11700650 11706510 11700660 11700690 11700699

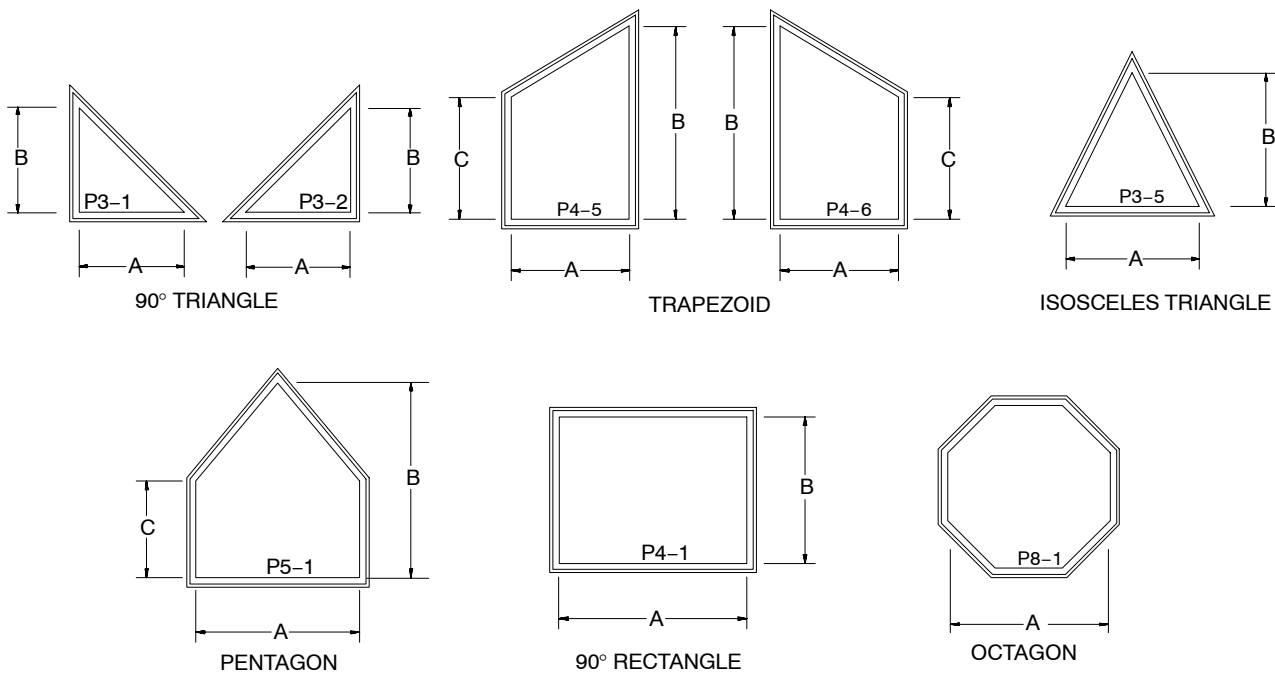
ORDERING REPLACEMENT GLASS

When ordering replacement glass specify:

1. Original order number;
2. Shape (see shapes below);
3. Rough opening* (polygon shapes only);
4. Glazing.

* If rough opening is not available, provide the exterior daylight opening by measuring at key dimensions shown in the shape chart below and contact your Marvin representative to calculate rough opening.

NOTE: Glazing stops are included with replacement glass.



NOTE: Exterior view shown