

ESSENTIAL GLIDER

Table of Contents

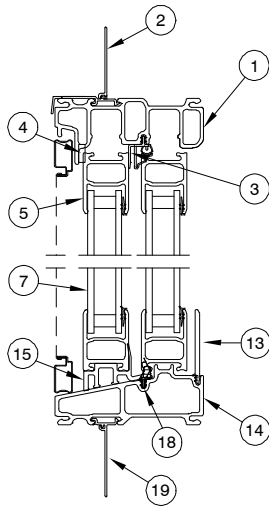
| | PAGE |
|---|-------------|
| History | 2 |
| Part Identification – Operator XO/OX | 3 |
| Part Identification – Triple Sash XOX | 4 |
| Parts | |
| Hardware and Miscellaneous | 5 |
| Weather Strip and Vinyl | 9 |
| Sash, Frame and DLO Charts | 15 |
| Sash and Screen Replacement | 16 |
| Screen Parts | 17 |
| Service Items | 18 |
| Discontinued Parts – Limited Availability (LA) – Hardware and Miscellaneous | 19 |
| Discontinued Parts – Limited Availability (LA) – Weather Strip and Vinyl | 21 |
| Discontinued Parts – Limited Availability (LA) – Screen Parts | 24 |
| Discontinued Parts – No Availability (NA) – Hardware and Miscellaneous | 25 |
| Discontinued Parts – No Availability (NA) – Weather Strip and Vinyl | 26 |

ATTENTION:

- Specification and technical data are subject to change without notice.
- Numbers listed in parentheses () are metric equivalents in millimeters rounded to the nearest whole number.

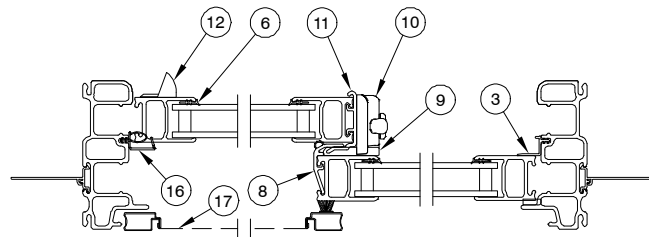
| PRODUCED | UNIT TYPE | FEATURES OR CHANGES | DISCONTINUED |
|---------------|-----------|--|--------------|
| November 2006 | Glider | Unit features 3/4" double strength insulating Low E II w/argon. GBGs are available in White, Pebble Gray and Bronze. 2" jambs with a 4 9/16" and 6 9/16" extensions. Available with factory applied sheet rock return and field applied J-channel. White interior only with white hardware. Pebble Gray and Stone White exteriors. | Present |
| March 2007 | Glider | Bronze exterior option introduced. | Present |
| October 2007 | Glider | V1472 Leveling block replaced with V1562. | Present |
| November 2007 | Glider | Evergreen exterior introduced. Changed V1541 frame weather strip from gray to beige. | Present |
| March 2008 | Glider | Cashmere exteriors introduced March 17, 2008. | Present |
| March 2009 | Glider | Ebony exterior introduced. frame change. | Present |
| May 2009 | Glider | LoE ³ 366™ glass option introduced. | Present |
| February 2010 | Glider | Introduced new hardware finishes: Oil Rubbed Bronze (ORBZ), Satin Nickel (SN) PVD; Brass PVD (BS) | Present |
| May 2011 | Glider | V1562 Leveling block replaced with V2070; new end cap introduced. | Present |
| August 2011 | Glider | Introduced CN60 for the ESG LTS (Glider Triple Sash). | Present |
| February 2012 | Glider | February 20, 2012: Cam Lock part number update. | Present |
| July 2012 | Glider | July 30, 2012: Screen pin modification, moved pins from top rail to stile. | Present |
| August 2013 | Glider | August 26, 2013: Added new cam lock and keeper and forced entry clip, improved the jamb weather strip with profile change to jamb weather strip and profile change to jamb weatherstrip (V2312) , sash lead-in replaces operating sash peg. | Present |
| February 2015 | Glider | February 23, 2015 Introduced new nailing fin with drip cap for All Ultrex | Present |
| February 2017 | Glider | February 27, 2017 Implemented the redesign for the All Ultrex Sliding windows. | Present |
| December 2017 | Glider | December 18, 2017 Added availability of customer specified lite cut configurations for GBG and to allow any color GBG to the exterior only of standard and special sized units. | Present |
| February 2018 | Glider | February 26, 2018 Introduced Bronze and Ebony Interior option. Standardized to Marvin Exterior Ebony from Essential Exterior Ebony | Present |
| December 2018 | Glider | December 17, 2018: Introduced textured glass types: Reed, Narrow Reed, Rain, Glue Chip and Frost and also colored glass types: Clear, Bronze, Gray and Green. | Present |
| January 2019 | Glider | January 28, 2019: Screen frame was updated. | Present |

**GLIDER
OPERATOR**



1. Frame
2. Nailing Fin w/Drip Cap
3. Parting Stop
4. Foam Tape
5. Sash
6. Vinyl Glazing Boot
7. Insulating Glass
8. Stationary Sash Cover
9. Sash Keeper
10. Sash Lock
11. Operating Sash Cover
12. Sash Pull
13. Sill Liner
14. Sill
15. Leveling Block
16. Jamb Weather Strip
17. Screen
18. Sill Weather Strip
19. Nailing Fin

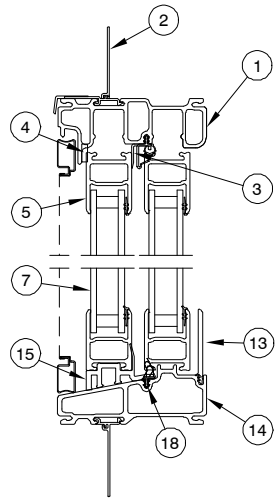
**Head Jamb
and Sill Detail**



Jamb Detail

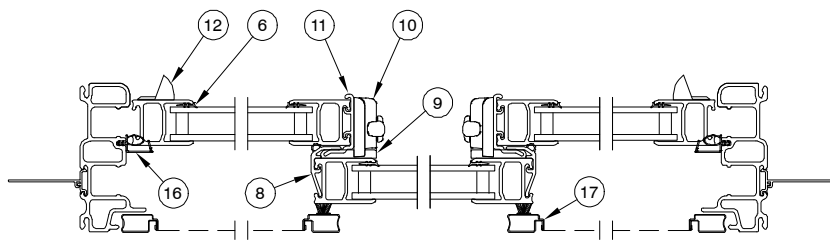
NOTE: Not to scale; specifications subject to change without notice.

**GLIDER
TRIPLE SASH – XOX**



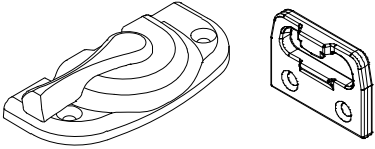
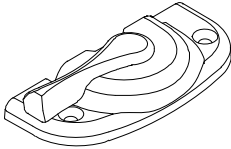
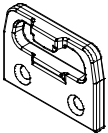
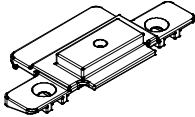
1. Frame
2. Nailing Fin w/Drip Cap
3. Parting Stop
4. Foam Tape
5. Sash
6. Vinyl Glazing Boot
7. Insulating Glass
8. Stationary Sash Cover
9. Sash Keeper
10. Sash Lock
11. Operating Sash Cover
12. Sash Pull
13. Sill Liner
14. Sill
15. Leveling Block
16. Jamb Weather Strip
17. Screen
18. Sill Weather Strip

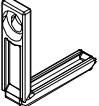
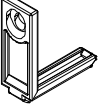
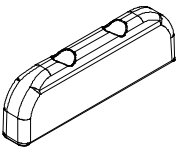

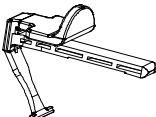
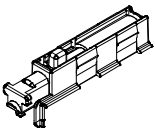
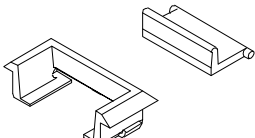
**Head Jamb
and Sill Detail**

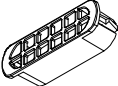
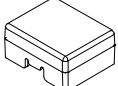
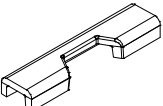
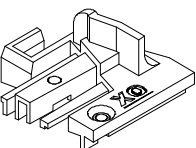
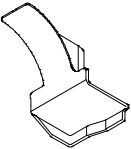
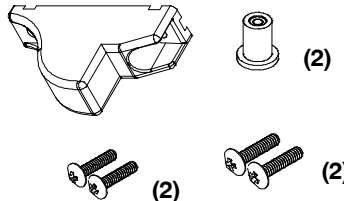
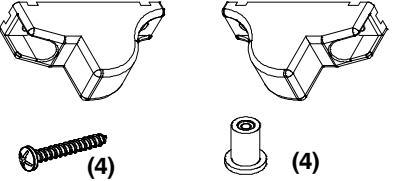
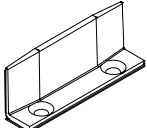




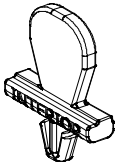
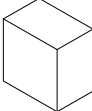
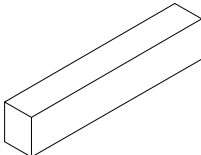
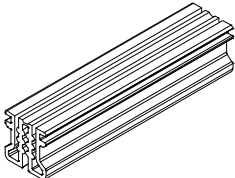
Jamb Detail

NOTE: Not to scale; specifications subject to change without notice.

| ILLUSTRATION <i>NOT TO SCALE</i> | DESCRIPTION | OPER./COLOR | PART NO. |
|---|--|--|---|
|  | Cam Lock and Keeper <i>Usage: 08/26/2013 – present</i> <i>includes:</i> 1 – Lock 1 – Keeper 4 – #6 x 7/8" Phillips flat head screws | RH (XO) Stone White Almond Frost Brass Satin Nickel Oil Rubbed Bronze Matte Black | 11800921 11800923 11800925 11800927 11800929 11800934 |
| | | LH (OX) Stone White Almond Frost Brass Satin Nickel Oil Rubbed Bronze Matte Black | 11800922 11800924 11800926 11800928 11800930 11800935 |
|  | Cam Lock | RH (XO) Stone White (SW) Almond Frost (AF) Brass (BS) Satin Nickel (SN) Oil Rubbed Bronze (ORBZ) Matte Black (MB) | 10824021 10824023 10824025 10824027 10824029 10824033 |
| | | LH (OX) Stone White Almond Frost Brass Satin Nickel Oil Rubbed Bronze Matte Black | 10824022 10824024 10824026 10824028 10824030 10824034 |
| | Cam Lock Replacement Screws #6 x 1 1/2" Flat head screw <i>Suggested quantity–2</i> <i>NOTE: ORBZ screws used for ORBZ and MB Cam Lock</i> | Stone White Almond Frost Brass Satin Nickel Oil Rubbed Bronze | 11800340 11800341 11800342 11800343 11800344 |
|  | Keeper | Stone White Almond Frost Brass Satin Nickel Oil Rubbed Bronze Matte Black | 10819040 10819080 10819050 10819060 10819070 10819090 |
| | | Keeper Replacement Screws 2–#6 x 7/8" Phillips flat head screws <i>Suggested quantity–2</i> <i>NOTE: ORBZ screws used for ORBZ and MB Cam Lock</i> | Stone White Almond Frost Brass Satin Nickel Oil Rubbed Bronze |
|  | Stationary Header Bracket Kit 1 – #8-18 X 5/8" Phillips PH AB, SMS screw (11800821) 1 – #8-15 X 5/8" Pierce Point, Phillips TH FT screw (BG – 11800862) | Beige (BG) Black | 11812146 11812346 |

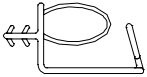
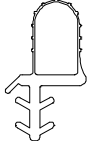
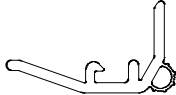
| ILLUSTRATION NOT TO SCALE | DESCRIPTION | OPER./COLOR | PART NO. |
|---|---|--|--|
|  | Sash Pull | Stone White Bronze (BZ) Ebony (EB) | 11860053 11861054 11861055 |
| | Sash Pull Replacement Screws #6-20 x 7/8" Phillips flat head SD screw Suggested quantity-2 NOTE: ORBZ used for BZ or EB | Stone White Oil Rubbed Bronze (ORBZ) | 11800158 11800166 |
|  | Sash Glide Meeting Stile | White Black | 10506730 10506738 |
| | Sash Glide Meeting Stile Replacement Screws 1 - #8-18 X 5/8" Phillips PH AB, SMS screw Suggested quantity - 1 | | 11800821 |
|  | Sash Glide Jamb Side | White Black | 10506703 10506742 |
| | Sash Glide Jamb Side Replacement Screws 1 - #8-18 X 5/8" Phillips PH AB, SMS screw Suggested quantity - 1 | | 11800821 |
|  | Stationary Sash Lead-In | White Black | 10502772 10502773 |
| | Sash Lead-In Replacement Screws 2-#6-20 x 7/8" PH FL SD Screw Suggested quantity - 2 NOTE: ORBZ screw used for Black Lead-In | Stone White Oil Rubbed Bronze | 11800158 11800166 |
|  NOTE: 1 kit per lock | Sash Cam Lock Limiter Kit includes: 1 - Sash cam lock limiter 1 - #6 x 1 1/4" Torx pan head screw 1 - Warning label 1 - Instruction | Stone White Almond Frost Brass Satin Nickel Oil Rubbed Bronze Matte Black | 11880480 11880481 11880482 11880483 11880484 11880485 |
|  | Tilt Latch-Meeting Stile | Stone White Bronze Ebony | 11869504 11869539 11869506 |
|  | Jamb Stile Tilt Latch | Stone White Black | 11860295 10502134 |
|  | Weep Cover and Flap Usage: 02/27/2017 to present NOTE: These 2 parts will come pre-assembled. | Stone White Pebble Bronze Ebony Evergreen Cashmere | 10506722 10506723 10506724 10506727 10506725 10506726 |



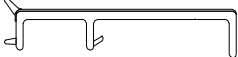
| ILLUSTRATION NOT TO SCALE | DESCRIPTION | OPER./COLOR | PART NO. |
|---|---|--|--|
|  | Drain Cover <i>Usage: 02/27/2017 to present</i> | White Black | 10506704 10506733 |
|  | Sash Stop | White Black | 10506721 10506739 |
|  | Forced Entry Clip <i>Usage: 08/26/2013 – present.</i> | | 11860289 |
|  | Leveling Block End Cap <i>Usage: 05/2011 – present.</i> <i>Includes:</i> 1 – End Cap Dust Block 1 – #7 – 16 x 7/8" Screw 1 – #7 – 19 x 3/4" Screw <i>Note: For units produced before 05/02/11 replace with current leveling block.</i> | Beige XO OX Black XO OX | 11812148 11812149 11812248 11812249 |
|  | Stationary Header Bracket Cover <i>Usage: 02/27/2017 – present</i> | Beige XO OX Black XO OX | 10506732 10506731 10506740 10506741 |
|  | Sash Limiter Kit ESGL, ESGLTS <i>Includes</i> 1 – Sash limiter 2 – 6–32 x 1/2" well nut 2 – #6–32 x 3/4" Torx pan head screw 2 – #6 x 1/2" Torx head machine screw 4 – 5/16" hole plugs (included with XO only) 1 – Warning label 1 – Instruction <i>Note: quantities are doubled for the ESGLTS and include 4–5/16" hole plugs.</i> <i>Note: attach this optional kit per instruction to limit the opening of the sash to less than the standard clear opening.</i> | Stone White OX/XO XOX Black OX/XO XOX | 11880280 11880380 11882980 11883980 |
|  | Sash Stop Kit – ESGLTS, XO <i>Includes:</i> 2 – Sash Limiters 4 – 6–32x1/2" Well Nut 4 – #6–32x3/4" Phillips PH, SW screw 1 – Installation Instruction (19972939) <i>Note: Apply this standard kit to all units per instruction to protect locks during operation of the sash while providing the maximum clear opening.</i> | Stone White Black | 11880132 11880932 |
|  | Sill Bracket, with Tape <i>Tape is used for application</i> | White Black | 10506901 10506902 |

| ILLUSTRATION NOT TO SCALE | DESCRIPTION | OPER./COLOR | PART NO. |
|---|---|---------------|----------------------|
|  | Dust Block, Header Bracket 1" x 1/4" | Beige Gray | 10600250 10600249 |
|  | Dust Block, End Cap | Gray | 10500209 |
|  | Header Screen Clip <i>Usage: 7/30/2012 – present.</i> | Clear | 10600253 |
|  | Head Jamb Foam Plug | White | 10500104 |
|  | Jamb Weather Strip Plug <i>Usage: XO/OX Gliders</i> | Beige | 10500154 |
|  | Block, Balance Tube Channel V1888 3" | Beige | 10600157 |

When ordering replacement weather strip and vinyl parts specify:

1. Description;
2. Profile number;
3. Part number;
4. Quantity.

| ILLUSTRATION <i>NOT TO SCALE</i> | DESCRIPTION | LENGTH | PART NO. Beige | PART NO. Black |
|---|--|--|---|---|
|  | <p>Head Jamb Weather Strip V2312 (Beige) V2882 (Black) <i>* Glider Triple Sash</i></p> | <p>CN26 12 47/64" (323) *ESGLTS CN30/60 15 47/64" (400) *ESGLTS CN36/70 18 47/64" (476) *ESGLTS CN40/80 21 47/64" (552) CN46 24 47/64" (628) CN50 27 47/64" (704) CN60 33 47/64" (857)</p> | <p>31511626 31511630 31511636 31511640 31511646 31511650 31511660</p> | <p>31511726 31511730 31511736 31511740 31511746 31511750 31511760</p> |
| | <p>Jamb Weather Strip V2312 (Beige) V2882 (Black)</p> | <p>CN16 15 37/64" (396) CN20 21 37/64" (548) CN26 27 37/64" (700) CN30 33 37/64" (853) CN36 39 37/64" (1005) CN40 45 37/64" (1158) CN46 51 37/64" (1310) CN50 57 37/64" (1462) Lineal 96" (2438)</p> | <p>31511516 31511520 31511526 31511530 31511536 31511540 31511546 31511550 17015599</p> | <p>31511916 31511920 31511926 31511930 31511936 31511940 31511946 31511950 17018999</p> |
|  | <p>Frame Weather Strip – Sill V1452 <i>Usage: Beige used 11/2007 – present.</i> <i>* Glider Triple Sash</i></p> | <p>CN26 12 5/8" (321) *ESGLTS CN30/60 15 5/8" (397) *ESGLTS CN36/70 18 5/8" (473) *ESGLTS CN40/80 21 5/8" (550) CN46 24 5/8" (626) CN50 27 5/8" (702) CN60 33 5/8" (854) Lineal 96" (2438)</p> | <p>17333316 17333319 17333322 17333325 17333328 17333331 17333337 17333396</p> | <p>17323316 17323319 17323322 17323325 17323328 17323331 17323337 17333397</p> |
|  | <p>Stationary Sash Cover V1749</p> | <p>CN16 15 1/4" (387) CN20 21 1/4" (540) CN26 27 1/4" (692) CN30 33 1/4" (845) CN36 39 1/4" (997) CN40 45 1/4" (1149) CN46 51 1/4" (1302) CN50 57 1/4" (1454)</p> | <p>17005916 17005920 17005926 17005930 17005936 17005940 17005946 17005950</p> | <p>15919016 15919020 15919026 15919030 15919036 15919040 15919046 15919050</p> |

| ILLUSTRATION NOT TO SCALE | DESCRIPTION | LENGTH | PART NO. | | | | |
|---|--|--|--|--|--|--|--|
| | | | Stone White | Bronze | Ebony | | |
|  | Sill Liner V2697–Stone White <i>Usage: 02/27/17 – present</i> | CN26 28 47/64" (730) CN28 30 47/64" (781) CN30 34 47/64" (882) CN36 40 47/64" (1035) CN40 46 47/64" (1187) CN46 52 47/64" (1339) CN50 58 47/64" (1492) CN60 70 47/64" (1797) CN70 82 47/64" (2101) CN80 94 47/64" (2406) Lineal 96" (2438) | 31511326 31511328 31511330 31511336 31511340 31511346 31511350 31511360 31511370 31511380 31511396 | | | | |
| |  | Sill Liner V3002 – Bronze/Ebony <i>Usage:</i> 12/16/2019–present Replaces V2846 Used 02/27/17– 12/15/2019 | CN26 28 47/64" (730) CN28 30 47/64" (781) CN30 34 47/64" (882) CN36 40 47/64" (1035) CN40 46 47/64" (1187) CN46 52 47/64" (1339) CN50 58 47/64" (1492) CN60 70 47/64" (1797) CN70 82 47/64" (2101) CN80 94 47/64" (2406) Lineal 96" (2438) | | 41511026 41511028 41511030 41511036 41511040 41511046 41511050 41511060 41511070 41511080 41511096 | 41511126 41511128 41511130 41511136 41511140 41511146 41511150 41511160 41511170 41511180 41511196 | |
| | |  | Sill Filler – Picture/Transom V2844 <i>Usage: 02/27/17 – present</i> | CN16 15 3/8" (391) CN20 21 3/8" (543) CN26 27 3/8" (695) CN28 29 3/8" (746) CN30 33 3/8" (848) CN36 39 3/8" (1000) CN40 45 3/8" (1153) CN50 57 3/8" (1457) CN60 69 3/8" (1762) Lineal 144" (3658) | 31512416 31512420 31512426 31512428 31512430 31512436 31512440 31512450 31512460 31512499 | 31512516 31512520 31512526 31512528 31512530 31512536 31512540 31512550 31512560 31512599 | 31512616 31512620 31512626 31512628 31512630 31512636 31512640 31512650 31512660 31512699 |

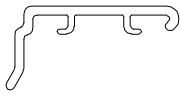

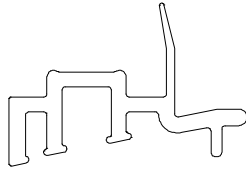
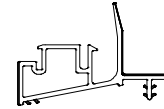
| ILLUSTRATION <i>NOT TO SCALE</i> | DESCRIPTION | LENGTH | PART NO. | | |
|---|---|-----------------|-------------|----------|----------|
| | | | Stone White | Bronze | Ebony |
|  | Operator Sash Cover – Single Lock V1509 | | | | |
| | CN16 | 15 1/4" (387) | 17043718 | 15919416 | 15919316 |
| | CN20 | 21 1/4" (540) | 17043724 | 15919420 | 15919320 |
| | CN26 | 27 1/4" (692) | 17043730 | 15919426 | 15919326 |
| | Operator Sash Cover – Double Lock V1509 | | | | |
| | CN30 | 33 1/4" (845) | 17043836 | 15919730 | 15919230 |
| | CN36 | 39 1/4" (997) | 17043842 | 15919736 | 15919236 |
| | CN40 | 45 1/4" (1149) | 17043848 | 15919740 | 15919240 |
| | CN46 | 51 1/4" (1302) | 17043854 | 15919746 | 15919246 |
| | CN50 | 57 1/4" (1484) | 17043860 | 15919750 | 15919250 |
|  | Parting Stop – Head Jamb V1311 <i>NOTE: End fabrications have changed.</i> * Glider Triple Sash | | | | |
| | CN26 | 12 19/32" (320) | 17077726 | 17048826 | 17049926 |
| | CN30 | 15 19/32" (396) | 17077730 | 17048830 | 17049930 |
| | CN36 | 18 19/32" (472) | 17077736 | 17048836 | 17049936 |
| | CN40 | 21 19/32" (548) | 17077740 | 17048840 | 17049940 |
| | CN46 | 24 19/32" (625) | 17077746 | 17048846 | 17049946 |
| | CN50 | 27 19/32" (701) | 17077750 | 17048850 | 17049950 |
| | CN60 | 33 19/32" (853) | 17077760 | 17048860 | 17049960 |
| | *ESGLTS CN60 | 33 5/8" (854) | 17017760 | 17058860 | 17069960 |
| | *ESGLTS CN70 | 39 5/8" (1007) | 17027770 | 17058870 | 17069970 |
| | *ESGLTS CN80 | 45 5/8" (1032) | 17027780 | 17058880 | 17069980 |
| | Parting Stop – Jamb V1311 <i>NOTE: End fabrications have changed.</i> | | | | |
| | CN16 | 15 9/16" (396) | 17012618 | 17034618 | 17035618 |
| | CN20 | 21 9/16" (548) | 17012624 | 17034624 | 17035624 |
| | CN26 | 27 9/16" (700) | 17012630 | 17034631 | 17035630 |
| | CN30 | 33 9/16" (853) | 17012636 | 17034636 | 17035636 |
| | CN36 | 39 9/16" (1005) | 17012642 | 17034642 | 17035642 |
| | CN40 | 45 9/16" (1158) | 17012648 | 17034648 | 17035648 |
| CN46 | 51 9/16" (1310) | 17012654 | 17034654 | 17035654 | |
| CN50 | 57 9/16" (1462) | 17012660 | 17034660 | 17035660 | |
| Lineal | 96" (2438) | 17000696 | 17034696 | 17035696 | |

ILLUSTRATION AND DESCRIPTION
ILLUSTRATION NOT TO SCALE



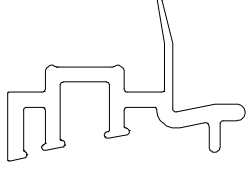
Leveling Block
V2070 (PVC)
V2859 (CPVC)
Usage: 05/2011 – present
Includes:
2 – #7 x 3/4" screw



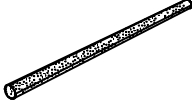
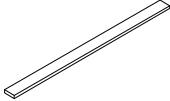
Leveling Block
V1562
Glider part numbers discontinued 05/2011, replace with current.

When replacing leveling blocks for units produced before 05/2011, you will also need to replace the end cap.

| CN | LENGTH | PART NO. | | | | |
|---|------------------|--------------------------------------|---------------------------------|-----------------------------------|----------------------------|--------------------------------|
| | | Stone White/ Stone White V2070 | Pebble/ Stone White V2070 | Cashmere/ Stone White V2070 | | |
| * Glider Triple Sash | | | | | | |
| 26 | 14" (356) | 11202126 | 11203226 | 11206526 | | |
| 30 | 17" (432) | 11202130 | 11203230 | 11206530 | | |
| 36 | 20" (508) | 11202136 | 11203236 | 11206536 | | |
| 40 | 23" (584) | 11202140 | 11203240 | 11206540 | | |
| 46 | 26" (660) | 11202146 | 11203246 | 11206546 | | |
| 50 | 29" (737) | 11202150 | 11203250 | 11206550 | | |
| 60 | 35" (889) | 11202160 | 11203260 | 11206560 | | |
| *ESGLTS 60 | 36 27/32" (936) | 11200160 | 11200260 | 11200560 | | |
| *ESGLTS 70 | 42 27/32" (1088) | 11201170 | 11201270 | 11201570 | | |
| *ESGLTS 80 | 48 27/32" (1240) | 11201180 | 11201280 | 11201580 | | |
| Lineal | 96" (2438) | 11201199 | 11201299 | 11201599 | | |
| CN | LENGTH | Evergreen/ Stone White V2859 | Ebony/ Ebony V2859 | Bronze/ Stone White V2859 | Bronze/ Bronze V2859 | Ebony/ Stone White V2859 |
| * Glider Triple Sash | | | | | | |
| 26 | 14" (356) | 11306426 | 11309626 | 11304426 | 11308626 | 11307626 |
| 30 | 17" (432) | 11306430 | 11309630 | 11304430 | 11308630 | 11307630 |
| 36 | 20" (508) | 11306436 | 11309636 | 11304436 | 11308636 | 11307636 |
| 40 | 23" (584) | 11306440 | 11309640 | 11304440 | 11308640 | 11307640 |
| 46 | 26" (660) | 11306446 | 11309646 | 11304446 | 11308646 | 11307646 |
| 50 | 29" (737) | 11306450 | 11309650 | 11304450 | 11308650 | 11307650 |
| 60 | 35" (889) | 11306460 | 11309660 | 11304460 | 11308660 | 11307660 |
| *ESGLTS 60 | 36 27/32" (936) | 11300660 | 11303660 | 11300460 | 11302660 | 11301660 |
| *ESGLTS 70 | 42 27/32" (1088) | 11300670 | 11303670 | 11300470 | 11302670 | 11301670 |
| *ESGLTS 80 | 48 27/32" (1240) | 11300680 | 11303680 | 11300480 | 11302680 | 11301680 |
| Lineal | 96" (2438) | 11306196 | 11309196 | 11305196 | 11308196 | 11307196 |
| Description | | | | | Part No. | |
| Leveling Block Recommended Screws #7 x 3/4" Phillips, pan head, full thread screw Suggested quantity-2 | | | | | 118036 | |

| ILLUSTRATION AND DESCRIPTION | | | | | | | |
|------------------------------|------------------|---|----------|---|----------|----------|----------|
| ILLUSTRATION NOT TO SCALE | | | | | | | |
| | |  | | Leveling Block – WOCD V2070/V2859 Usage: 05/2011 – present Includes: 2 – #7 x 3/4" screw | | | |
| CN | LENGTH | PART NO. | | | | | |
| | | Stone White (SW), Pebble (PB), Cashmere (CS), Bronze (BZ), Evergreen (EG), Ebony (EB) | | | | | |
| | | SW/SW OX | SW/SW XO | PB/SW OX | PB/SW XO | CS/SW OX | CS/SW XO |
| 26 | 14" (356) | 11221126 | 11221127 | 11222226 | 11222227 | 11223326 | 11223327 |
| 30 | 17" (432) | 11221130 | 11221131 | 11222230 | 11222231 | 11223330 | 11223331 |
| 36 | 20" (508) | 11221136 | 11221137 | 11222236 | 11222237 | 11223336 | 11223337 |
| 40 | 23" (584) | 11221140 | 11221141 | 11222240 | 11222241 | 11223340 | 11223341 |
| 46 | 26" (660) | 11221146 | 11221147 | 11222246 | 11222247 | 11223346 | 11223347 |
| 50 | 29" (737) | 11221150 | 11221151 | 11222250 | 11222251 | 11223350 | 11223351 |
| 60 | 35" (889) | 11221160 | 11221161 | 11222260 | 11222261 | 11223360 | 11223361 |
| CN | LENGTH | SW/SW | | PB/SW | | CS/SW | |
| ESGLTS 60 | 36 27/32" (936) | 11331160 | | 11332260 | | 11333360 | |
| ESGLTS 70 | 42 27/32" (1088) | 11331170 | | 11332270 | | 11333370 | |
| ESGLTS 80 | 48 27/32" (1240) | 11331180 | | 11332280 | | 11333380 | |
| CN | LENGTH | BZ/SW OX | BZ/SW XO | EG/SW OX | EG/SW XO | EB/SW OX | EB/SW XO |
| 26 | 14" (356) | 11224426 | 11224427 | 11225526 | 11225527 | 11226626 | 11226627 |
| 30 | 17" (432) | 11224430 | 11224431 | 11225530 | 11225531 | 11226630 | 11226631 |
| 36 | 20" (508) | 11224436 | 11224437 | 11225536 | 11225537 | 11226636 | 11226637 |
| 40 | 23" (584) | 11224440 | 11224441 | 11225540 | 11225541 | 11226640 | 11226641 |
| 46 | 26" (660) | 11224446 | 11224447 | 11225546 | 11225547 | 11226646 | 11226647 |
| 50 | 29" (737) | 11224450 | 11224451 | 11225550 | 11225551 | 11226650 | 11226651 |
| 60 | 35" (889) | 11224460 | 11224461 | 11225560 | 11225561 | 11226660 | 11226661 |
| CN | LENGTH | BZ/SW | | EG/SW | | EB/SW | |
| ESGLTS 60 | 36 27/32" (936) | 11334460 | | 11335660 | | 11336660 | |
| ESGLTS 70 | 42 27/32" (1088) | 11334470 | | 11335670 | | 11336670 | |
| ESGLTS 80 | 48 27/32" (1240) | 11334480 | | 11335780 | | 11336680 | |
| CN | LENGTH | BZ/BZ OX | BZ/BZ XO | EB/EB OX | EB/EB XO | | |
| 26 | 14" (356) | 11227726 | 11227727 | 11228826 | 11228827 | | |
| 30 | 17" (432) | 11227730 | 11227731 | 11228830 | 11228831 | | |
| 36 | 20" (508) | 11227736 | 11227737 | 11228836 | 11228837 | | |
| 40 | 23" (584) | 11227740 | 11227741 | 11228840 | 11228841 | | |
| 46 | 26" (660) | 11227746 | 11227747 | 11228846 | 11228847 | | |
| 50 | 29" (737) | 11227750 | 11227751 | 11228850 | 11228851 | | |
| 60 | 35" (889) | 11227760 | 11227761 | 11228860 | 11228861 | | |
| CN | LENGTH | BZ/BZ | | EB/EB | | | |
| ESGLTS 60 | 36 27/32" (936) | 11337760 | | 11338860 | | | |
| ESGLTS 70 | 42 27/32" (1088) | 11337770 | | 11338870 | | | |
| ESGLTS 80 | 48 27/32" (1240) | 11337780 | | 11338880 | | | |

* Glider Triple Sash

| ILLUSTRATION <i>NOT TO SCALE</i> | DESCRIPTION | LENGTH | COLOR | PART NO. |
|---|--|-------------|-------|----------|
|  | Foam Rope V1244 – 7/32" (6) diameter | 50' (15240) | Beige | 15910050 |
|  | Foam Tape 1/4" x 1/8" | 50' (15240) | Gray | 11406228 |

Use this chart to determine sizes for replacement parts, sash and screen.

- Daylight Opening (DLO) is a measurement of the visible glass.
- Outside measurement = OM
- Sizes for Glider manufactured 11/20/2006 – present.

WIDTH**

| Unit CN | Frame OM | Sash OM | DLO | Screen OM |
|---------|----------------|-----------------|----------------|-----------|
| 26 | 29 1/2" (749) | 14" (356) | 11 5/16" (287) | 14" (356) |
| 30 | 35 1/2" (902) | 17" (432) | 14 5/16" (363) | 17" (432) |
| 36 | 41 1/2" (1054) | 20" (508) | 17 5/16" (440) | 20" (508) |
| 40 | 47 1/2" (1207) | 23" (584) | 20 5/16" (516) | 23" (584) |
| 46 | 53 1/2" (1359) | 26" (660) | 23 5/16" (592) | 26" (660) |
| 50 | 59 1/2" (1511) | 29" (737) | 26 5/16" (668) | 29" (737) |
| 60 | 71 1/2" (1816) | 35" (889) | 32 5/16" (821) | 35" (889) |
| 60* | 71 1/2" (1816) | 36 27/32"(936) | 34 5/32" (867) | 17" (432) |
| 70* | 83 1/2" (2121) | 42 27/32"(1088) | 40 5/32"(1020) | 20" (508) |
| 80* | 95 1/2" (2426) | 48 27/32"(1240) | 46 5/32"(1172) | 23" (584) |

* Glider Triple Sash

HEIGHT

| Unit CN | Frame OM | Sash OM | DLO | Screen OM |
|---------|----------------|----------------|----------------|-----------------|
| 16 | 17 1/2" (445) | 15 1/4" (387) | 12 9/16" (319) | 15 15/16"(405) |
| 20 | 23 1/2" (597) | 21 1/4" (540) | 18 9/16" (471) | 21 15/16"(557) |
| 26 | 29 1/2" (749) | 27 1/4" (692) | 24 9/16" (624) | 27 15/16"(710) |
| 30 | 35 1/2" (902) | 33 1/4" (845) | 30 9/16" (776) | 33 15/16"(862) |
| 36 | 41 1/2" (1054) | 39 1/4" (997) | 36 9/16" (929) | 39 15/16"(1014) |
| 40 | 47 1/2" (1207) | 45 1/4" (1149) | 42 9/16"(1081) | 45 15/16"(1167) |
| 46 | 53 1/2" (1359) | 51 1/4"(1302) | 48 9/16"(1233) | 51 15/16"(1319) |
| 50 | 59 1/2" (1511) | 57 1/4"(1454) | 54 9/16"(1386) | 57 15/16"(1472) |

**XOX 60, 70, and 80: sash and DLO numbers listed for stationary sash. For operator sash numbers refer to the 30, 36 and 40 numbers respectively.

NOTE: Sash OM does not include sash covers.

NOTE: Use the sash, frame and DLO charts to help determine sash and screen sizes.

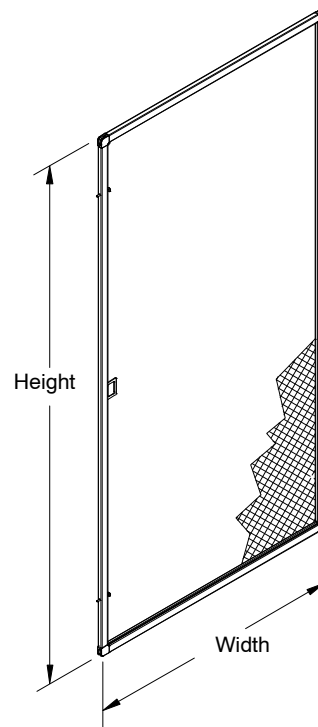
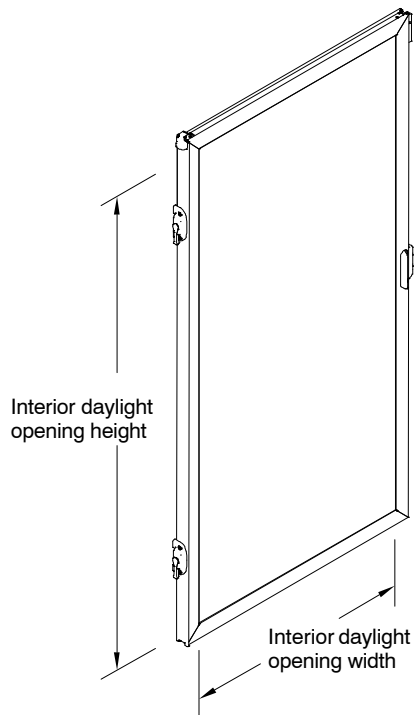
Sash ordering information provide:

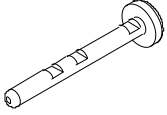

1. Sash – stationary, operator, or both.
2. Handing
3. Size
4. Glazing
5. Exterior Color

Screen ordering information provide:

1. Size – If no screen is available, measure the interior DLO and provide corresponding call number size.
2. Color

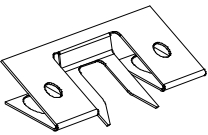
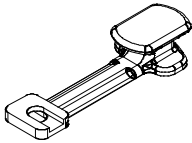
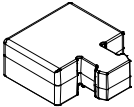
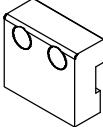
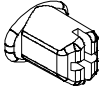
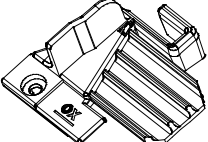
NOTE: OM of screen includes corner keys.

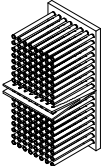
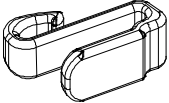
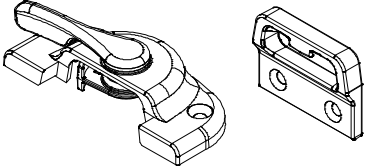
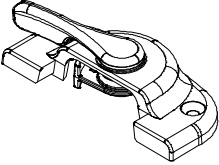
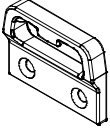
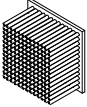
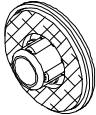


| ILLUSTRATION NOT TO SCALE | DESCRIPTION | OPER./ COLOR | PART NO. |
|---|--|-------------------------|----------|
|  | Friction Plunger, Screen New Usage dates: 1/28/2019 – Present | Clear | 10508195 |
|  | Screen Pile Weather Strip Adhesive Backing | Gray Specify length* | 15619399 |

* Note: Part Number sold by LF

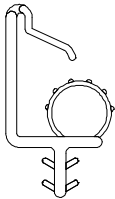
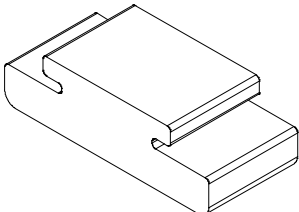
| ILLUSTRATION <i>NOT TO SCALE</i> | DESCRIPTION | OPER./COLOR | PART NO. |
|---|---|-------------|----------|
|  | <p>Stationary Sash Removal Tool <i>NOTE: Used for units built prior to 03/23/2009.</i></p> | | 11860030 |
| | <p>Dow Corning™ 1199 Silicone</p> | Clear | 11407092 |

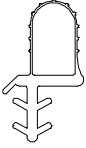
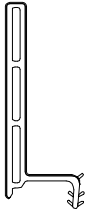
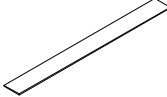

| ILLUSTRATION NOT TO SCALE | DESCRIPTION | OPER. /COLOR | PART NO. |
|---|--|------------------|----------------------|
|  | <p>Stationary Retainer Bracket Usage: 11/2006 – 03/2009 includes: 1 – Bracket 2 – Rivet</p> | | 11860312 |
|  | <p>Sash Retainer Peg Usage: 11/2006 – 03/2009 includes: 1 – Peg 1 #8 x 1/2" Phillips pan head screw</p> | | 11860292 |
|  | <p>Sash Stop – ESGL, XO/OX Usage: Prior to 01/2017</p> | Stone White | 118610 |
|  | <p>Sash Stop – XOX Usage: 11/2006 – 08/2011.</p> | White | 11861150 |
|  | <p>Operating Sash Peg Usage: 11/2006 – 08/26/2013</p> | Stone White | 11860294 |
|  | <p>Leveling Block End Cap Usage: 11/2006–11/2007</p> | Gray XO OX | 11860297 11860298 |


| ILLUSTRATION <i>NOT TO SCALE</i> | DESCRIPTION | OPER./COLOR | PART NO. |
|--|--|---|---|
|  | <p>Meeting Stile Dust Block Usage: 04/2006 to 03/2009 1 1/4" x 3/8" NOTE: Adhesive backed</p> | <p>Gray</p> | <p>10500239</p> |
|  | <p>Screen Clip Usage: 11/26/2007 to 07/29/2012 (Beige) Usage: 11/2006 to 11/26/2007 (Gray)</p> | <p>Beige Gray</p> | <p>11870290 11860290</p> |
|  <p>RH part shown</p> | <p>Sash Lock and Keeper Usage: 11/2006 – 08/26/2013 includes: 1 – Lock 1 – Keeper 4 – #6 x 7/8" Phillips flat head screw</p> | <p>RH (OX) Stone White Almond Frost Brass Satin Nickel Oil Rubbed Bronze LH (OX) Stone White Almond Frost Brass Satin Nickel Oil Rubbed Bronze</p> | <p>11850116 11850143 11850145 11850147 11850149 11850117 11850144 11850146 11850148 11850151</p> |
|  <p>RH part shown</p> | <p>Sash Lock Usage: 11/2006 – 08/26/2013 2 – #6 x 7/8" Phillips flat head screw</p> | <p>RH (OX) Stone White Almond Frost Brass Satin Nickel Oil Rubbed Bronze LH (OX) Stone White Almond Frost Brass Satin Nickel Oil Rubbed Bronze</p> | <p>10814031 10814033 10814035 10814037 10814039 10814032 10814034 10814036 10814038 10814040</p> |
|  | <p>Sash Keeper Usage: 11/2006 – 08/26/2013 includes: 2 – #6 x 7/8" Phillips flat head screw</p> | <p>Stone White Almond Frost Brass Satin Nickel Oil Rubbed Bronze</p> | <p>10817050 10817065 10817066 10817067 10817068</p> |
|  | <p>Tilt Pin Pile Weather Strip Usage: 04/2006 – 02/27/2017. Located below bottom sash tilt pins</p> | <p>Gray</p> | <p>105150</p> |
|  | <p>Jamb Hole Plug Usage: Prior to 10/2011 includes: 1 – Gasket</p> | <p>Stone White Pebble Bronze Evergreen Cashmere</p> | <p>11860304 11860305 11860306 11860307 11860309</p> |

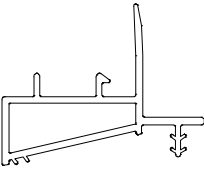
When ordering replacement weather strip and vinyl parts specify:

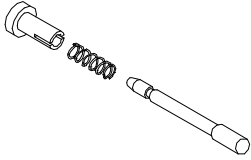
1. Description;
2. Profile number;
3. Part number;
4. Quantity.

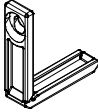
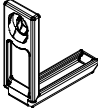
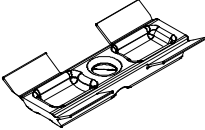
| ILLUSTRATION <i>NOT TO SCALE</i> | DESCRIPTION | LENGTH/COLOR | PART NO. |
|---|--|---|--|
|  | Frame Weather Strip – Head Jamb V1541 <i>Usage: 11/2006–11/2007</i> | Gray CN26 13 1/2" (343) CN30 16 1/2" (419) CN36/70 19 1/2" (495) CN40/80 22 1/2" (571) CN46 25 1/2" (647) CN50 28 1/2" (724) CN60 34 1/2" (876) Lineal 144" (3657) | 17000230 17000236 17000242 17000248 17000254 17000260 17000272 17000299 |
| | Frame Weather Strip – Jamb XO V1541 <i>Usage: 11/2006–11/2007</i> | Gray CN16 15 13/32" (391) CN20 21 13/32" (544) CN26 27 13/32" (696) CN30 33 13/32" (849) CN36 39 13/32" (1001) CN40 45 13/32" (1153) CN46 51 13/32" (1306) CN50 57 13/32" (1458) Lineal 96" (2438) | 17008816 17008820 17008826 17008830 17008836 17008840 17008846 17008850 17008899 |
| | Frame Weather Strip – Jamb OX V1541 <i>Usage: 11/2006–11/2007</i> | Gray CN16 15 13/32" (391) CN20 21 13/32" (544) CN26 27 13/32" (696) CN30 33 13/32" (849) CN36 39 13/32" (1001) CN40 45 13/32" (1153) CN46 51 13/32" (1306) CN50 57 13/32" (1458) Lineal 96" (2438) | 17008817 17008821 17008827 17008831 17008837 17008841 17008847 17008851 17008899 |
|  | Sash Seal <i>Usage: 4/2006 to 3/2009</i> 3/4" x 3/4" x 1 5/32" | White | 10501105 |

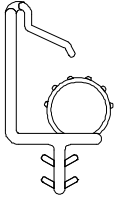
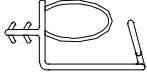
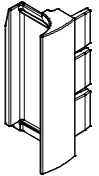
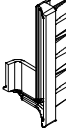

| ILLUSTRATION NOT TO SCALE | DESCRIPTION | LENGTH/COLOR | PART NO. |
|---|--|---|--|
|  | <p>Frame Weather Strip – Sill V1452 <i>Usage: 11/2006 – 11/2007</i></p> | <p>Gray</p> | |
| | <p>CN26 CN30 CN36/70 CN40/80 CN46 CN50 CN60 Lineal</p> | <p>12 5/8" (321) 15 5/8" (397) 18 5/8" (473) 21 5/8" (550) 24 5/8" (626) 27 5/8" (702) 33 5/8" (854) 96" (2438)</p> | <p>17000316 17000319 17000322 17000325 17000328 17000331 17000337 17000396</p> |
|  <p>NOTE: <i>For units produced before 02/27/17 replace sill liner seal as well with sill liner end cap.</i></p> <p><i>For units produced between 8/26/13 and 02/27/17 replace sill liner tape as well.</i></p> | <p>Sill Liner V1552 <i>Usage: 09/24/07 – 02/27/2017.</i> <i>NOTE: For units produced before 02/27/17 replace sill liner seal as well with sill liner end cap.</i></p> | <p>Stone White</p> | |
| | <p>CN16 CN20 CN26 CN30 CN36 CN40 CN46 CN50 CN60 CN70 CN80 Lineal</p> | <p>15 15/64" (387) 21 15/64" (539) 27 15/64" (692) 33 15/64" (844) 39 15/64" (997) 45 15/64" (1149) 51 15/64" (1301) 57 15/64" (1454) 69 15/64" (1759) 81 15/64" (2063) 93 15/64" (2368) 96" (2438)</p> | <p>31511216 31511220 31511226 31511230 31511236 31511240 31511246 31511250 31511260 31511270 31511280 31511296</p> |
|  | <p>Foam Tape, Sill Liner 1/4" x 12" <i>Usage: 08/26/2013 – 02/27/17.</i></p> | <p>Gray 12" (305)</p> | <p>17718002</p> |
|  | <p>Sill Liner End Cap</p> <p><i>NOTE: Use for replacement of sill liner seals on all units produced prior to 01/09/17.</i></p> | <p>Stone White LH RH</p> | <p>11862644 11862643</p> |

| ILLUSTRATION <i>NOT TO SCALE</i> | DESCRIPTION | LENGTH/COLOR | PART NO. | |
|---|--|----------------|----------------|----------|
|  | Sill Filler – Picture/Transom – V1557 | | | |
| | <i>Usage: 3/2007–02/27/2017</i> | | | |
| | | Stone White | | |
| | | CN16 | 15 1/4" (387) | 10007216 |
| | | CN20 | 21 1/4" (539) | 10007220 |
| | | CN26 | 27 1/4" (692) | 10007226 |
| | | CN30 | 33 1/4" (845) | 10007230 |
| | | CN36 | 39 1/4" (997) | 10007236 |
| | | CN40 | 45 1/4" (1149) | 10007240 |
| | | CN50 | 57 1/4" (1454) | 10007250 |
| | CN60 | 69 1/4" (1759) | 10007260 | |
| | Lineal | 144" (3658) | 10007299 | |

| ILLUSTRATION <i>NOT TO SCALE</i> | DESCRIPTION | LENGTH | PART NUMBER | | | |
|--|---------------------------------|------------------|-----------------------------|------------------------|------------------------|----------|
| | | | Stone White/ Stone White | Pebble/ Stone White | Bronze/ Stone White | |
|  | Leveling Block | | | | | |
| | V1472 | | | | | |
| | <i>Usage: 11/2006 – 10/2007</i> | | | | | |
| | | CN26 | 13 15/16" (354) | 11007426 | 11007526 | 11007626 |
| | | CN30 | 16 15/16" (430) | 11007430 | 11007530 | 11007630 |
| | | CN36 | 19 15/16" (506) | 11007436 | 11007536 | 11007636 |
| | | CN40 | 22 15/16" (583) | 11007440 | 11007540 | 11007640 |
| | | CN46 | 25 15/16" (659) | 11007446 | 11007546 | 11007646 |
| | | CN50 | 28 15/16" (785) | 11007450 | 11007550 | 11007650 |
| | | CN60 | 34 15/16" (887) | 11007460 | 11007560 | 11007660 |
| | CN70 | 42 25/32" (1087) | 11007470 | 11007570 | 11007670 | |
| | CN80 | 48 25/32" (1239) | 11007480 | 11007580 | 11007680 | |
| | Lineal | 96" (2438) | 11007296 | 11007297 | 11007396 | |

| ILLUSTRATION NOT TO SCALE | DESCRIPTION | OPER./ COLOR | PART NO. |
|---|---|-------------------------------------|-----------------|
|  | <p>Plunger and Spring Assembly M060 Usage dates: 11/2006 – 01/27/2019 <i>Includes:</i> 1 – Plunger bolt 1 – Plunger bolt cap 1 – Plunger bolt spring</p> | <p>Clear Cap Off White Bolt</p> | <p>11900896</p> |

| ILLUSTRATION <i>NOT TO SCALE</i> | DESCRIPTION | OPER. /COLOR | PART NO. |
|---|--|-----------------|--|
|  | <p>Meeting Stile Glide <i>Usage: Prior to 01/2017</i> <i>includes:</i> 1 – #8 x 5/8" screw</p> | Stone White | Replace with 10506730 |
|  | <p>Jamb Stile Glide <i>Usage: Prior to 01/2017</i> <i>includes:</i> 1 – #8 x 5/8" screw</p> | Stone White | Replace with 10506703 |
|  | <p>Glide <i>Usage: 11/2006 – 03/2007</i> <i>includes:</i> 1–Glide 1–#6 x 9/16 Phillips pan head screw</p> | Stone White | Replace with 1 EA 10506703 and 10506730 |

| ILLUSTRATION <i>NOT TO SCALE</i> | DESCRIPTION | LENGTH/COLOR | PART NO. |
|---|--|---------------------|--|
|  | <p>Frame Weather Strip Head Jamb V1541</p> <p><i>Usage: BG used 11/2007 to 02/2017. End fabrication has changed. For units ordered between 11/2007 to 02/2017 corresponding jamb weather strip will also need to be replaced.</i></p> <p>* Glider Triple Sash</p> | <p>Beige</p> | <p>Discontinued Replaced w/ V2312</p> |
|  | <p>Frame Weather Strip – Jamb V2312</p> <p><i>Usage: Used 08/26/2013 to 02/2017. For units ordered between 11/2007 to 02/2017, corresponding head jamb weather strip will also need to be replaced.</i></p> | <p>Beige</p> | <p>Discontinued Replaced w/ V2312</p> |
|  <p>NOTE: RH Shown</p> | <p>Sill Liner Seal</p> <p><i>Usage: 09/24/2007 – 02/27/17.</i></p> <p><i>NOTE: No longer available. Replace with Sill Liner End Cap</i></p> | | <p>Discontinued, Replace with Sill Liner End Cap</p> |
|  <p>NOTE: RH Shown</p> | <p>Sill Liner Seal</p> <p><i>NOTE: No longer available. Replace with current version. Will have to replace sill liner and/or sill filler.</i></p> <p><i>Usage: 04/2006 – 09/2007</i></p> | <p>Discontinued</p> | |
|  | <p>Stationary Sash Cover V1510</p> <p><i>Usage: 11/2006 to 7/2008.</i></p> | | <p>Discontinued – Replace with V1749</p> |