

**ESSENTIAL CASEMENT (ESCA)
 ESSENTIAL CASEMENT PICTURE (ESCAP)
 ESSENTIAL CASEMENT TRANSOM (ESCATR)**

Table of Contents

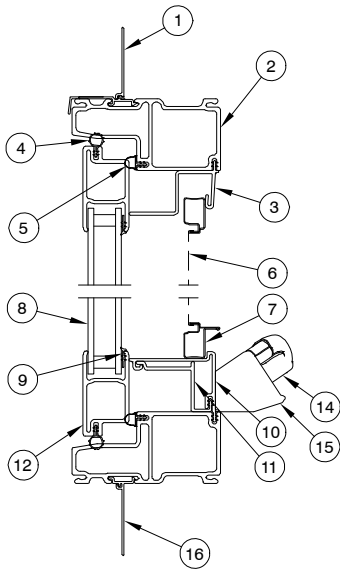
	PAGE
History	2
Part Identification – Operator	3
Part Identification – Stationary/Picture/Transom	4
Parts	
Hardware	5
Vinyl	8
Weather Strip	12
Field Service Only	13
Sash Replacement	14
Replacement Screens	15
Screen Parts	16
Discontinued Screen Parts – Limited Availability (LA)	17

ATTENTION:

- Specification and technical data are subject to change without notice.
- Numbers listed in parentheses () are metric equivalents in millimeters rounded to the nearest whole number.

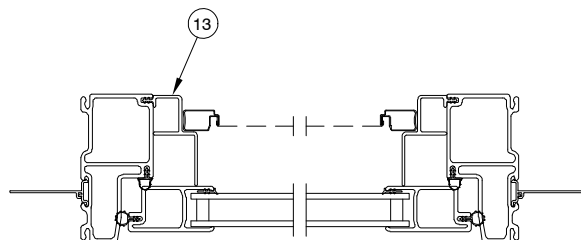
PRODUCED	UNIT TYPE	FEATURES OR CHANGES	STATUS
February 2010	Casement	Introduced the Essential Casement product.	Current
December 2010	Casement	Introduced the Coastal Hardware option.	Current
March 2011	Casement	Updated Bottom Sill Cover Profile.	Current
October 2012	Casement	October 29, 2012: Introduced Essential expanded sizes and mulls.	Current
February 2015	Casement	February 23, 2015 Introduced a new drip cap with nailing fin.	Current
December 2017	Casement	December 18, 2017 Added availability of customer specified divided lite cut configuration for GBG. To include allowing any color GBG to the exterior only of standard and special sized units.	Current
February 2018	Casement	Introduced Bronze and Ebony interior option. Standardized Ebony exterior from Essential Ebony to Marvin Ebony.	Current
October 2018	Casement	October 29, 2018: Low E3 ERS glass type was added.	Present
December 2018	Casement	December 10, 2018: The screen frame profile was updated. December 17, 2018: Introduced textured glass types: Reed, Narrow Reed, Rain, Glue Chip and Frost and also colored glass types: Clear, Bronze, Gray and Green.	Present

Casement Operator



1. Nail Fin w/Drip Cap
2. Frame
3. Frame Cover Head Jamb
4. Sash Weather Strip
5. Foam Weather Strip
6. Screen Mesh
7. Screen Frame
8. Insulated Glass
9. Glazing Boot, Sash
10. Frame Cover, Sill, Top
11. Frame Cover, Sill, Bottom
12. Sash
13. Frame Cover, Jamb
14. Roto Gear Folding Handle
15. Roto Gear Assembly
16. Nail Fin, Locking

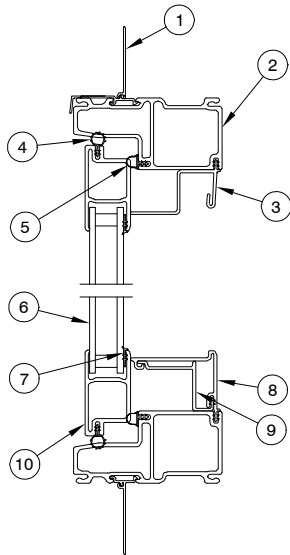
**Head Jamb
and Sill Detail**



**Jamb
Detail**

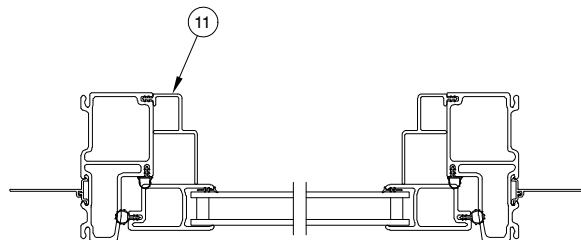
NOTE: Not to scale; specifications subject to change without notice.

Casement
Stationary / Picture / Transom



- 1. Nail Fin, Locking
- 2. Frame
- 3. Frame Cover, Head Jamb
- 4. Sash Weather Strip
- 5. Foam Weather Strip
- 6. Insulated Glass
- 7. Glazing Boot, Sash
- 8. Frame Cover, Sill, Top
- 9. Frame Cover, Sill, Bottom
- 10. Sash
- 11. Frame Cover, Jamb

**Head Jamb
and Sill Detail**



**Jamb
Detail**

NOTE: Not to scale; specifications subject to change without notice.

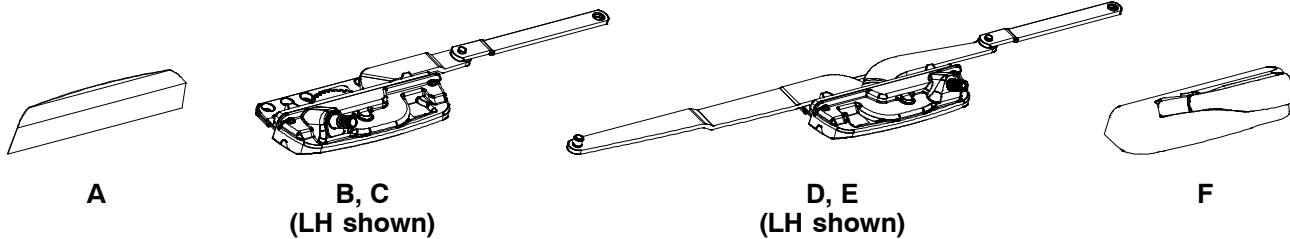
When ordering replacement HARDWARE parts specify:

1. type of unit;
2. Part number;
3. Description;
4. Color;
5. Handing (if applicable).

Note:

Dyad is used on R.O. < 28.000" (Frame Size <27.50");

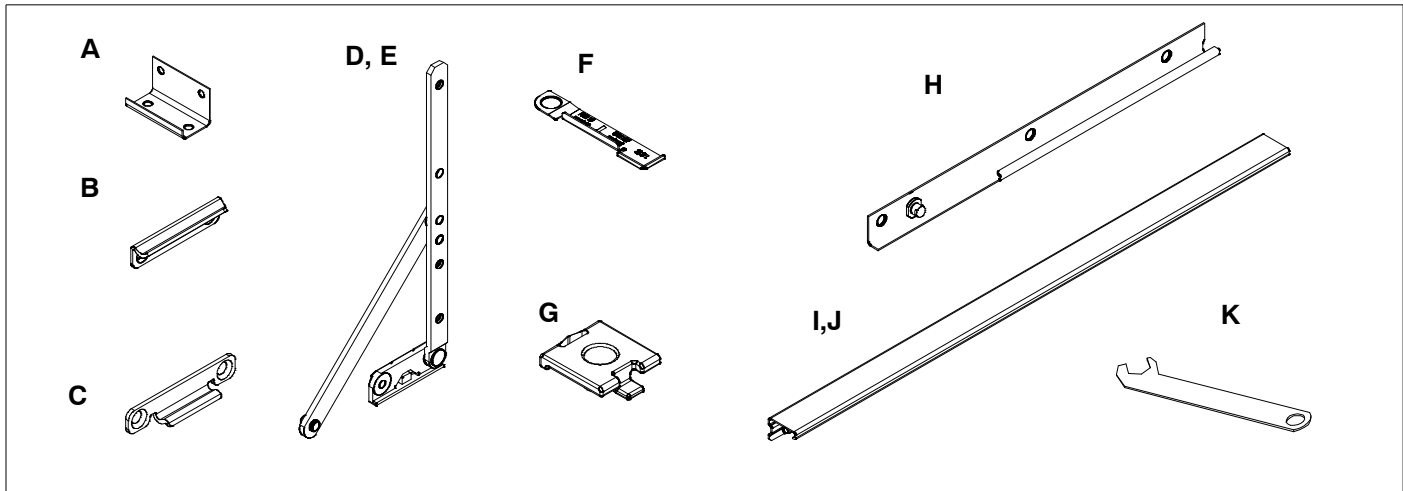
Dual Arm used on RO >=28.000" (Frame size >= 27.50")



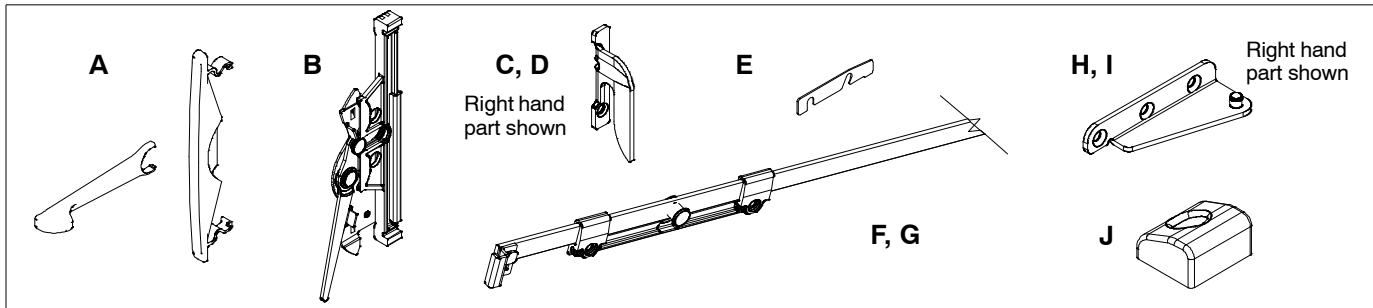
Description	Usage	Color	Part Number
A: Roto Gear Undercover	Optional usage to match roto gear cover and handle color in elevated window applications. Used on the underside of the roto gear.	Almond Frost	10880185
		White	10880184
		Oil Rubbed Bronze	10880188
		Satin Nickel	10880186
		Brass	10880187
		Matte Black	10880189

Description	Usage	RH Part No.	LH Part No.
B: Dyad Operator Roto-gear	Used on: CN16 and 20	10896280	10896279
C: Dyad Operator Roto-gear, Coastal <i>Includes fasteners: 4 - #8x7/8", PH, Flat, AB, ZYC</i>		11862611	11862610
D: Dual Arm Operator Roto-gear	Used on: CN26 and 30	10896282	10896281
E: Dual Arm Operator Roto-gear Coastal <i>Includes fasteners: 4 - #8x7/8", PH, Flat, AB, ZYC</i>		11862606	11862605

Description	Usage	RH Dyad LH Dual Part No.	LH Dyad RH Dual Part No.
F: Folding Handle/Cover			
		Dyad Used on: CN16 and CN20 Custom sizes less than 28"	Almond Frost 10896251 White 10896254 Oil Rubbed Bronze 10896306 Satin Nickel 10896305
Dual Arm Used on: CN26 - CN30 Custom sizes 28" and greater		Brass 10896304 Matte Black 10896318	10896301 10896319



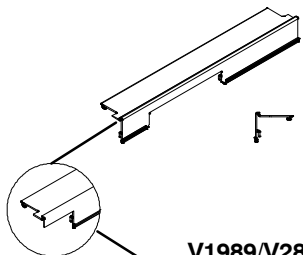
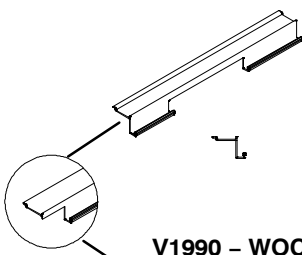
Description	Color	Operation	Part Number
A: Stationary Bracket <i>Includes fasteners:</i> 2 – 5/32" (4) X 9/16 (14)" peel rivets			11881080
B: Concealed Snubber Frame <i>Includes fasteners:</i> 2 – 5/32" (4) X 9/16 (14)" peel rivets			11881082
C: Sash Snubber <i>Includes fasteners:</i> 2 – 5/32" (4) X 9/16 (14)" peel rivets			11881081
D: Hinge Arm Assembly <i>Includes fasteners:</i> 4 – #8x 3/4" A/TEK–2, Steel w/ZYC		UL–LR LL–UR	10814755 10814754
E: Hinge Arm Assembly, Coastal <i>Includes fasteners:</i> 4 – #8x 3/4" A/TEK–2, 410 Stainless		UL–LR LL–UR	11862624 11862623
F: Hinge Limiter <i>Used on: CN 26 and 30, Custom sizes 28" and greater.</i>	Stainless Steel	RH LH	11862601 11862602
G: Guide Track Shoe			10896277
H: Adjustable Hinge Track	Stainless Steel	UL–LR LL–UR	10896284 10896283
I: Guide Track <i>Includes fasteners:</i> 3 – #7x 5/8" AB–17, Steel w/ZYC			10896276
J: Guide Track, Coastal <i>Includes fasteners:</i> 3 – #7x 5/8" AB–17, 410 Stainless			11862607
K: 3/8" Open Ended Wrench			10814840



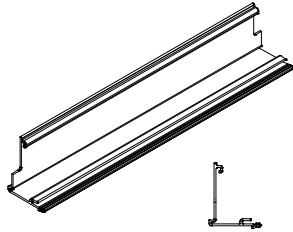
Description	CN	Color	Oper.	Part Number
A: Lock Drive Handle and Escutcheon		Almond Frost White Oil Rubbed Bronze Satin Nickel Brass Matte Black		10895019 10895018 10895020 10895021 10895022 10895023
B: Lock Drive Assembly <i>Includes fasteners: 2 – 1/8" (3) X 19/32" (15) peel rivets</i>				11881083
C: Keeper		E Guard E Guard Black 300 Series Black 300 Series	RH LH RH LH	10896267 10896266 11862913 11862914
D: Keeper, Coastal Products		300 Series – Stainless Steel 300 Series – Stainless Steel	RH LH	11862613 11862614
#7-19 x.625 AB-17 Full Thread Screw (Keeper) <i>(need 2 per keeper)</i>		E Guard Black Stainless Steel (Coastal)		11800743 11800943 11806110
E. Keeper Shim <i>Usage dates: 11/2019 – present</i>		White Black		10500617 10500618
F: Tie Bar Assembly <i>Includes fasteners: 2, 4 or 6 – 1/8"(3)X19/32" (15)5056 aluminum peel rivets</i>	CN 20, 26 CN 30, 36 CN 40, 46 CN 50 CN 56 CN 60			10896255 10896256 10896257 10896258 10896259 10896260
G: Tie Bar Assembly, Coastal <i>Includes fasteners: 2, 4 or 6 – 1/8"(3)X19/32" (15)5056 aluminum peel rivets</i>	CN 20,26 CN 30,36 CN 40,46 CN 50 CN 56 CN 60			11862615 11862616 11862617 11862618 11862619 11862620
H: Stud Bracket <i>Includes fasteners: 3 – #7-19x5/8" AB-17, E-Gard, Steel w/ZYC</i>			RH LH	10896264 10896263
I: Stud Bracket, Coastal <i>Includes fasteners: 3 – #7-19x5/8", AB-17, 410 Stainless Steel</i>			RH LH	11862609 11862608
J: Casement Hinge Lift				11862631

When ordering replacement vinyl, specify:

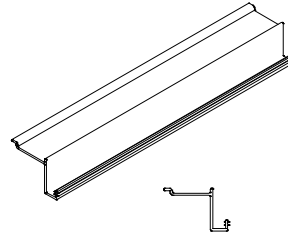
1. Profile number
2. Part number
3. Length
4. Handing (if applicable)

Description	Length	CN	RH PN	LH PN
<div style="display: flex; justify-content: space-around;"> <div style="text-align: center;"> <p>V1989/V2840 – Frame Cover Sill Top, Operator</p>  <p>V1989/V2840 – WOCD Secondary Sill Cover</p> </div> <div style="text-align: center;"> <p>V1990 – Frame Cover Sill Bottom, Operator</p>  <p>V1990 – WOCD Secondary Sill Cover</p> </div> </div>				
Frame Cover Kit, Operator, Stone White	13 5/16" (338)	CN16	11881094	11881093
<i>Includes:</i>	19 5/16" (490)	CN20	11881096	11881095
1 – V1989 top operator	25 5/16" (643)	CN26	11881098	11881097
1 – V1990 bottom operator	31 5/16" (795)	CN30	11881070	11881099
Frame Cover Kit, Operator, Bronze	13 5/16" (338)	CN16	11881220	11881219
<i>Includes:</i>	19 5/16" (490)	CN20	11881222	11881221
1 – V2840 top operator	25 5/16" (643)	CN26	11881224	11881223
1 – V1990 bottom operator	31 5/16" (795)	CN30	11881226	11881225
Frame Cover Kit, Operator, Ebony	13 5/16" (338)	CN16	11881279	11881278
<i>Includes:</i>	19 5/16" (490)	CN20	11881281	11881280
1 – V2840 top operator	25 5/16" (643)	CN26	11881283	11881282
1 – V1990 bottom operator	31 5/16" (795)	CN30	11881285	11881284
Frame Cover Kit, Operator, WOCD, Stone White	19 5/16" (490)	CN20	11881196	11881195
<i>Includes:</i>	25 5/16" (643)	CN26	11881198	11881197
1 – V1989 top operator, WOCD	31 5/16" (795)	CN30	11881200	11881199
1 – V1990 bottom operator, WOCD				
Frame Cover Kit, Operator, WOCD, Bronze	19 5/16" (490)	CN20	11881102	11881101
<i>Includes:</i>	25 5/16" (643)	CN26	11881104	11881103
1 – V2840 top operator, WOCD	31 5/16" (795)	CN30	11881106	11881105
1 – V1990 bottom operator, WOCD				
Frame Cover Kit, Operator, WOCD, Ebony	19 5/16" (490)	CN20	11881228	11881227
<i>Includes:</i>	25 5/16" (643)	CN26	11881230	11881229
1 – V2840 top operator, WOCD	31 5/16" (795)	CN30	11881232	11881231
1 – V1990 bottom operator, WOCD				

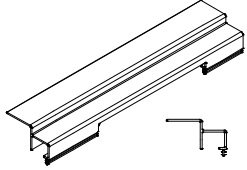
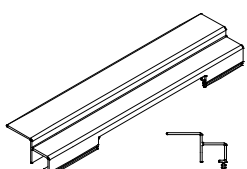
**V1989 – Frame Cover Sill,
Top, Stationary**

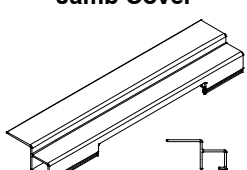
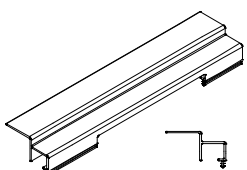


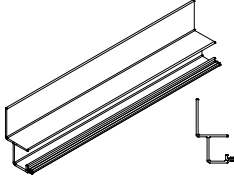
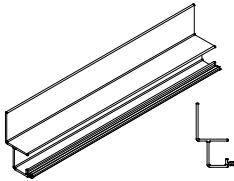
**V1990 – Frame Cover Sill,
Bottom, Stationary**

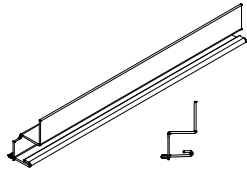


Description	Length	CN	Part Number
Frame Cover Kit, Stationary, Stone White <i>Includes:</i> 1 – V1989 top stationary 1 – V1990 bottom stationary	13 5/16" (338) 19 5/16" (490) 25 5/16" (643) 31 5/16" (795) 37 5/16" (947) 43 5/16" (1100) 55 5/16" (1405) 67 5/16" (1709)	CN16 CN20 CN26 CN30 CN36 CN40 CN50 CN60	11881077 11881078 11881079 11881060 11881061 11881062 11881063 11881064
Frame Cover Kit, Stationary, Bronze <i>Includes:</i> 1 – V1989 top stationary 1 – V1990 bottom stationary	13 5/16" (338) 19 5/16" (490) 25 5/16" (643) 31 5/16" (795) 37 5/16" (947) 43 5/16" (1100) 55 5/16" (1405) 67 5/16" (1709)	CN16 CN20 CN26 CN30 CN36 CN40 CN50 CN60	11881021 11881022 11881023 11881024 11881025 11881026 11881027 11881028
Frame Cover Kit, Stationary, Ebony <i>Includes:</i> 1 – V1989 top stationary 1 – V1990 bottom stationary	13 5/16" (338) 19 5/16" (490) 25 5/16" (643) 31 5/16" (795) 37 5/16" (947) 43 5/16" (1100) 55 5/16" (1405) 67 5/16" (1709)	CN16 CN20 CN26 CN30 CN36 CN40 CN50 CN60	11881031 11881032 11881033 11881034 11881035 11881036 11881037 11881038

Description	Length	CN	Part Number			
			Stone White			
			RH	LH		
V1900 – Frame Cover, Jamb, Lock Side 	20 1/2" (521)	20	17008020	17008021		
	26 1/2" (673)	26	17008026	17008027		
	32 1/2" (826)	30	17008032	17008033		
	38 1/2" (978)	36	17008038	17008039		
	44 1/2" (1130)	40	17008044	17008045		
	50 1/2" (1283)	46	17008050	17008051		
	56 1/2" (1435)	50	17008056	17008057		
	62 1/2" (1588)	56	17008062	17008063		
68 1/2" (1740)	60	17008068	17008069			
Description	Length	CN	Bronze		Ebony	
			RH	LH	RH	LH
V2842 – Frame Cover, Jamb, Lock Side 	20 15/32" (520)	20	17007420	17007421	17007620	17007621
	26 15/32" (672)	26	17007426	17007427	17007626	17007627
	32 15/32" (824)	30	17007432	17007431	17007632	17007633
	38 15/32" (977)	36	17007438	17007439	17007638	17007639
	44 15/32" (1129)	40	17007444	17007445	17007644	17007645
	50 15/32" (1282)	46	17007450	17007451	17007650	17007651
	56 15/32" (1434)	50	17007456	17007457	17007656	17007657
	62 15/32" (1586)	56	17007462	17007463	17007662	17007663
68 15/32" (1739)	60	17007468	17007469	17007668	17007669	



Description	Length	CN	Part Number			
			Stone White			
			RH	LH		
V1900 – WOCD Secondary Locking Jamb Cover 	19 3/4" (502)	20	17002720	17002721		
	25 3/4" (654)	26	17002726	17002727		
	31 3/4" (807)	30	17002732	17002733		
	37 3/4" (959)	36	17002738	17002739		
	43 3/4" (1112)	40	17002744	17002745		
	49 3/4" (1264)	46	17002750	17002751		
	55 3/4" (1416)	50	17002756	17002757		
	61 3/4" (1569)	56	17002762	17002763		
67 3/4" (1721)	60	17002768	17002769			
Description	Length	CN	Bronze		Ebony	
			RH	LH	RH	LH
V2842 – WOCD Secondary Locking Jamb Cover 	19 23/32" (501)	20	17002820	17002821	17002920	17002921
	25 23/32" (653)	26	17002826	17002827	17002926	17002927
	31 23/32" (806)	30	17002832	17002833	17002932	17002933
	37 23/32" (958)	36	17002838	17002839	17002938	17002939
	43 23/32" (1110)	40	17002844	17002845	17002944	17002945
	49 23/32" (1263)	46	17002850	17002851	17002950	17002951
	55 23/32" (1415)	50	17002856	17002857	17032956	17002957
	61 23/32" (1568)	56	17002862	17002863	17002962	17002963
67 23/32" (1720)	60	17002868	17002869	17022968	17002969	


Description	Length	CN	Part Number		
			Stone White		
V1900 – Frame Cover Jamb Stat/Hinge Side 	8 1/2" (216)	10	17006008		
	14 1/2" (368)	16	17006014		
	20 1/2" (521)	20	17006020		
	26 1/2" (673)	26	17006026		
	32 1/2" (826)	30	17006032		
	38 1/2" (978)	36	17006038		
	44 1/2" (1130)	40	17006044		
	50 1/2" (1283)	46	17006050		
	56 1/2" (1435)	50	17006056		
	62 1/2" (1588)	56	17006062		
	68 1/2" (1740)	60	17006068		
96" (2438)	Lineal	17006090			
Description	Length	CN	Bronze	Ebony	
V2842 – Frame Cover Jamb Stat/Hinge Side 	8 15/32" (215)	10	17008208	17009208	
	14 15/32" (367)	16	17008214	17009214	
	20 15/32" (520)	20	17008220	17009220	
	26 15/32" (672)	26	17008226	17009226	
	32 15/32" (824)	30	17008232	17009232	
	38 15/32" (977)	36	17008238	17009238	
	44 15/32" (1129)	40	17008244	17009244	
	50 15/32" (1282)	46	17008250	17009250	
	56 15/32" (1434)	50	17008256	17009256	
	62 15/32" (1586)	56	17008262	17009262	
	68 15/32" (1739)	60	17008268	17009268	
96" (2438)	Lineal	17008299	17009299		

Description	Length	CN	Part Number		
			Stone White	Bronze	Ebony
V1899/V2841 Head Jamb Frame Cover 	14 1/2" (368)	16	17003013	17007113	17009013
	20 1/2" (521)	20	17003019	17007119	17009019
	26 1/2" (673)	26	17003025	17007125	17009025
	32 1/2" (826)	30	17003031	17007131	17009031
	38 1/2" (978)	36	17003037	17007137	17009037
	44 1/2" (1130)	40	17003043	17007143	17009043
	50 1/2" (1283)	50	17003055	17007155	17009055
	67 5/16" (1709)	60	17003067	17007167	17009067
	96" (2438)	Lineal	17003099	17007199	17009199

When ordering replacement weather strip, specify:

1. Description
2. Profile number
3. Part number
4. Quantity

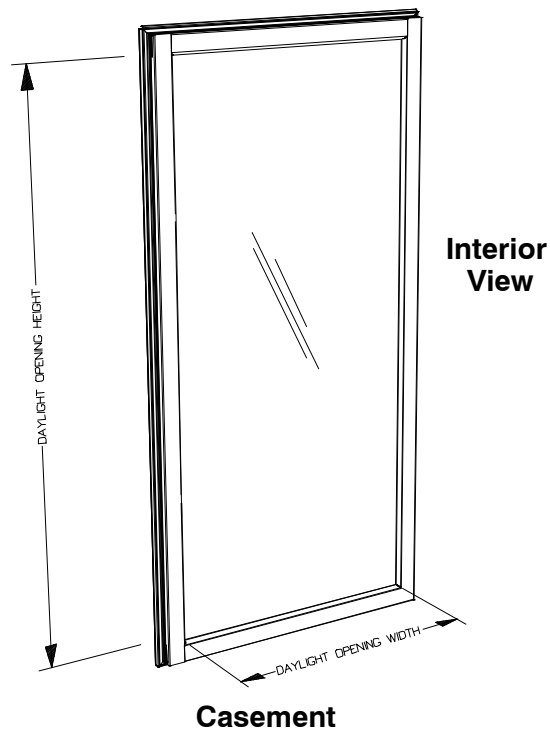
 A		 B	
V189 Frame Weather Strip		V147 Sash Weather Strip	
Description			Part Number
A: V189 Frame Weather Strip	9 1/8" (232)	CN10	17013009
	15 1/8" (384)	CN16	17013015
	21 1/8" (536)	CN20	17013021
	27 1/8" (689)	CN26	17013027
	33 1/8" (841)	CN30	17013033
	39 1/8" (994)	CN36	17013039
	45 1/8" (1146)	CN40	17013045
	51 1/8" (1298)	CN46	17013051
	57 1/8" (1451)	CN50	17013057
	63 1/8" (1603)	CN56	17013063
69 1/8" (1756)	CN60	17013069	
B: V147 Sash Weather Strip	9 1/2" (241)	CN10	17001410
	15 1/2" (394)	CN16	17001416
	21 1/2" (546)	CN20	17001420
	27 1/2" (698)	CN26	17001426
	33 1/2" (851)	CN30	17001430
	39 1/2" (1003)	CN36	17001436
	45 1/2" (1156)	CN40	17001440
	51 1/2" (1308)	CN46	17001446
	57 1/2" (1460)	CN50	17001450
	63 1/2" (1613)	CN56	17001456
69 1/2" (1765)	CN60	17001460	

					V2837 Frame Weather Strip
Description					Part Number
Weather Strip – V2837 Field Service only to replace V189		120" (3048)	Lineal	Black	17000120

When ordering replacement sash, specify:

1. size (using chart below);
2. operating, stationary, transom or picture, left or right operator (if applicable);
3. Stone White, Pebble Gray, Bronze, Evergreen, Cashmere, or Ebony exterior;
4. Interior Colors: Stone White, Bronze with Bronze exterior, Ebony with Ebony exterior (Split finishes not available for Dark interior option.)
5. glazing.

Sash Sizes for Casement Manufactured 2010 to Present			
Daylight Opening to Sash OM			
Daylight Width + 3 17/32" = OM Width of Sash			
Daylight Height + 3 17/32" = OM Height of Sash			
NOTE: Casement sash is not reglazable. Replacement sash will include all hardware..			
Size	OM Width	Size	OM Height
CN16	15 17/32" (420)	CN10	9 17/32" (267)
CN20	21 17/32" (521)	CN16	15 17/32" (420)
CN26	27 17/32" (674)	CN20	21 17/32" (521)
CN30	33 17/32" (775)	CN26	27 17/32" (674)
CN36	39 17/32" (928)	CN30	33 17/32" (775)
CN40	45 17/32" (1029)	CN36	39 17/32" (928)
CN50	57 17/32" (1283)	CN40	45 17/32" (1029)
CN60	69 17/32" (1537)	CN46	51 17/32" (1182)
		CN50	57 17/32" (1283)
		CN56	63 17/32" (1436)
		CN60	69 17/32" (1537)



NOTE: The daylight opening is the interior measurement of visible glass.

ORDERING REPLACEMENT SCREENS FOR CASEMENT UNITS

Standard screens offer almond frost aluminum surround and charcoal colored fiberglass 18 x 16 screen mesh. Determine the outside measurement (OM) of the existing screen. Find the sizes that correspond to the width and height indicated on the following chart.

When ordering replacement screen specify:

1. size; – measure the existing screen OM, if not available, determine the size of the screen by using the conversion chart below shown below.
2. Color options: Stone White exterior/interior, Bronze exterior/interior, Ebony exterior/interior (split finishes not available).

Screen Sizes for the Essential Casement

**Manufactured 2010 to Present
Daylight Opening to OM of Screen**

Daylight opening is the measurement of the visible glass.
 Daylight Width + 1 13/32" (36) = OM Width of Screen
 Daylight Height + 1 1/64" (26) = OM Height of Screen

NOTE: OM of aluminum screen includes corner keys.

NOTE: Screens feature leaf spring mounting system.

Size	OM Width	Size	OM Height
CN16	13 15/64" (336)	CN20	18 53/64" (478)
CN20	19 15/64" (489)	CN26	24 53/64" (631)
CN26	25 15/64" (641)	CN30	30 53/64" (783)
CN30	31 15/64" (793)	CN36	36 53/64" (936)
CN36	37 15/64" (946)	CN40	42 53/64" (1088)
CN40	43 15/64" (1098)	CN46	48 53/64" (1240)
		CN50	54 53/64" (1393)
		CN56	60 53/64" (1545)
		CN60	66 53/64" (1698)

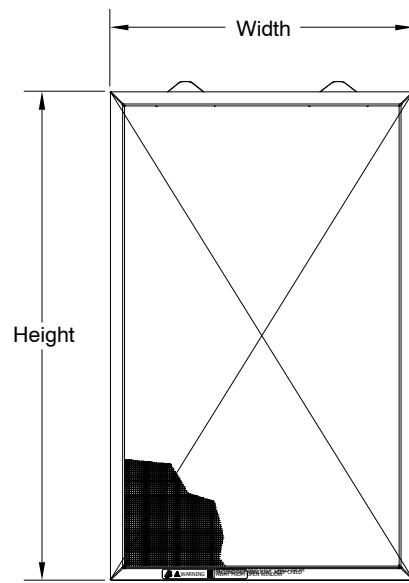


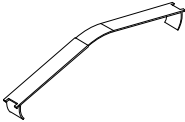
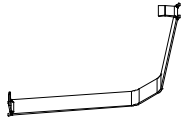
ILLUSTRATION <i>NOT TO SCALE</i>	DESCRIPTION	OPER./COLOR	PART NO.
	Leaf Spring <i>Usage: 12/10/2018–present</i>	Stainless Steel	11868835

ILLUSTRATION <i>NOT TO SCALE</i>	DESCRIPTION	OPER./COLOR	PART NO.
	Leaf Spring <i>Usage: 02/2010 – 12/09/2018</i>	Stainless Steel	313430