

ESSENTIAL AWNING

Table of Contents

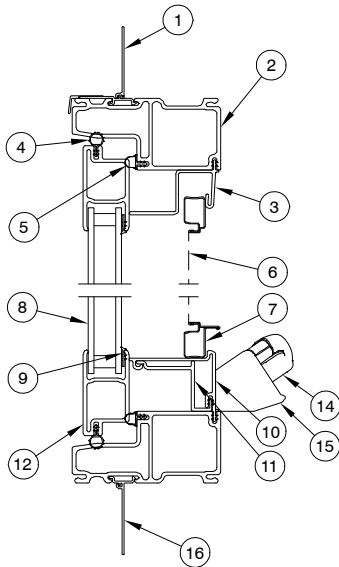
	PAGE
History	2
Part Identification – Operator	3
Part Identification – Stationary/Picture	4
Parts	
Hardware	5
Vinyl Parts	7
Weather Strip	10
Sash Replacement	11
Replacement Screens	12
Screen Parts	13
Discontinued Screen Parts – Limited Availability (LA)	14

ATTENTION:

- Specification and technical data are subject to change without notice.
- Numbers listed in parentheses () are metric equivalents in millimeters rounded to the nearest whole number.

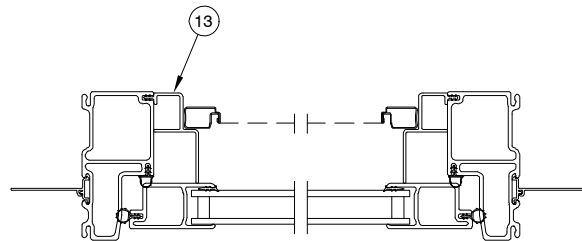
PRODUCED	UNIT TYPE	FEATURES OR CHANGES	STATUS
February 2010	Awning	Introduction of the Essential Awning unit.	Current
December 2010	Awning	Introduced Coastal Hardware Option	Current
March 2011	Awning	Updated Bottom Sill Cover Profile	Current
February 2015	Awning	Introduced a new drip cap with nailing fin	Current
August 2015	Awning	Introduced awning sash limiter option	Current
December 2017	Awning	Added availability of customer specified divided lite cut configurations for GBG. To include allowing any color GBG to the exterior only of standard and special sized units. Introduced Bronze and Ebony interior option. Standardized Ebony exterior from Essential Ebony to Marvin Ebony.	Current
February 2018	Awning	Introduced Bronze and Ebony interior option. Standardized Ebony exterior from Essential Ebony to Marvin Ebony.	Current
October 2018	Awning	October 29, 2018: Low E3 ERS glass type was added.	Present
December 2018	Awning	December 10, 2018: The screen frame profile was updated. December 17, 2018: Introduced textured glass types: Reed, Narrow Reed, Rain, Glue Chip and Frost and also colored glass types: Clear, Bronze, Gray and Green. The screen frame profile was updated.	Present

Awning Operator



- 1. Nail Fin w/Drip Cap
- 2. Frame
- 3. Frame Cover Head Jamb
- 4. Sash Weather Strip
- 5. Foam Weather Strip
- 6. Screen Mesh
- 7. Screen Frame
- 8. Insulated Glass
- 9. Glazing Boot, Sash
- 10. Frame Cover, Sill, Top
- 11. Frame Cover, Sill, Bottom
- 12. Sash
- 13. Frame Cover, Jamb
- 14. Roto Gear Folding Handle
- 15. Roto Gear Assembly
- 16. Nail Fin, Locking

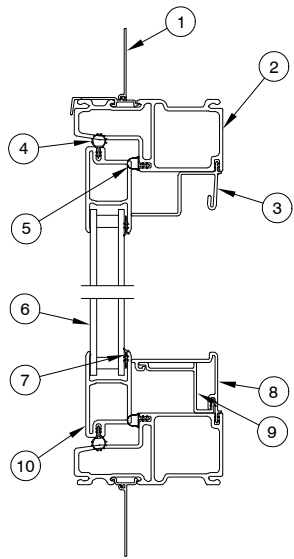
**Head Jamb
and Sill Detail**



**Jamb
Detail**

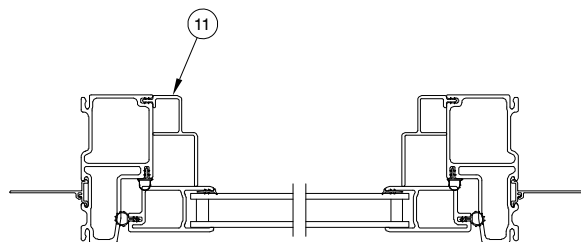
NOTE: Not to scale; specifications subject to change without notice.

Awning
Stationary / Picture / Transom



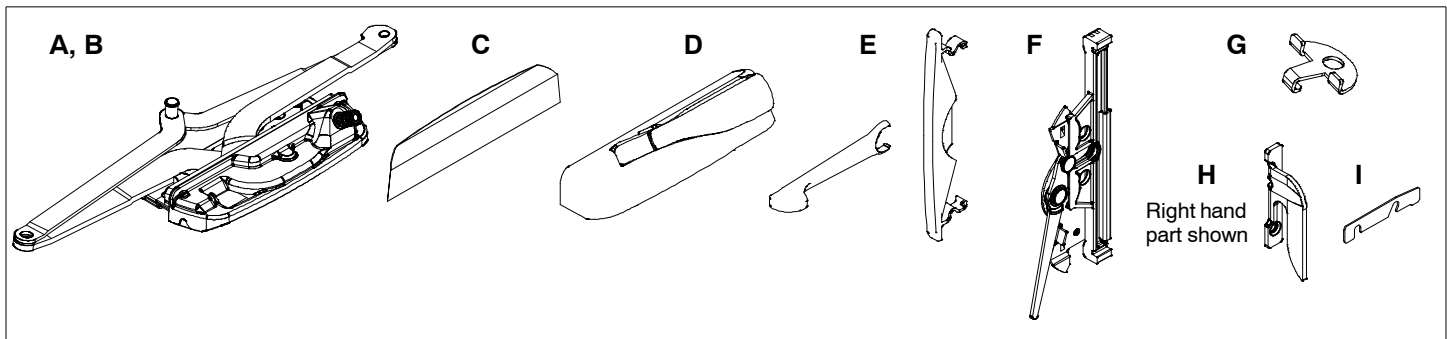
1. Nail Fin, Locking
2. Frame
3. Frame Cover, Head Jamb
4. Sash Weather Strip
5. Foam Weather Strip
6. Insulated Glass
7. Glazing Boot, Sash
8. Frame Cover, Sill, Top
9. Frame Cover, Sill, Bottom
10. Sash
11. Frame Cover, Jamb

**Head Jamb
and Sill Detail**



**Jamb
Detail**

NOTE: Not to scale; specifications subject to change without notice.



Description	Part Number
A: Scissor Arm Operator includes fasteners: 4 – #8x7/8", PH, Flat, AB, Steel w/ZYC	10896278
B: Scissor Arm Operator, Coastal includes fasteners: 4 – #8x7/8", PH, Flat, AB, Stainless Steel	11862612
C: Roto Gear Undercover NOTE: Optional usage to match roto gear cover and handle color in elevated window applications. Used on the underside of the roto-gear.	Almond Frost 10880185 White 10880184 Oil Rubbed Bronze 10880188 Satin Nickel 10880186 Brass 10880187 Matte Black 10880189
D: Folding Handle/Cover	Almond Frost 10896251 White 10896254 Oil Rubbed Bronze 10896306 Satin Nickel 10896305 Brass 10896304 Matte Black 10896318
E: Lock Drive Handle and Escutcheon	Almond Frost 10895019 White 10895018 Oil Rubbed Bronze 10895020 Satin Nickel 10895021 Brass 10895022 Matte Black 10895023
F: Lock Drive Assembly includes fasteners: 2 – 1/8 x 19/32", Aluminum Peel Rivets	11881083
G: Sash Limiter	11860938
H: Keeper	E Guard RH 10896267 E Guard LH 10896266 Black 300 Series RH 11862913 Black 300 Series LH 11862914
H: Keeper, Coastal Products	300 Series RH 11862613 300 Series LH 11862614
#7-19 x.625 AB-17 Full Thread Screw (Keeper) (2 needed per keeper)	E Guard 11800743 Black 11800943 Stainless Steel (Coastal) 11806110
I: Keeper Shim Usage dates: 11/2019 – present	White 10500617 Black 10500618

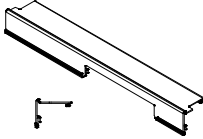
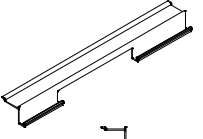
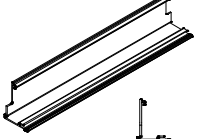
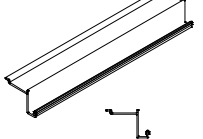
When ordering replacement HARDWARE parts specify:

1. Type of unit; Part number; Description, Color

Description		Part Number
A: Tie Bar Assembly includes fasteners: 2 – 1/8" (3) x 19/32"(15) 5056 Aluminum peel rivets	RH	10896262
	LH	10896261
B: Tie Bar Assembly, Coastal includes fasteners: 2 – 1/8" (3) x 19/32"(15) 5056 Aluminum peel rivets	RH	11862621
	LH	11862622
C: Hinge Track includes fasteners: 3 – #7x5/8" PH, Flat UC, SS	RH	10813007
	LH	10813006
D: Stationary Bracket includes fasteners: 2 – 5/32"(4) x 9/16"(14) 5056 Aluminum peel rivets		11881080
E: Hinge Arm Assembly includes fasteners: 4 – #8x3/4" Type A/TEK-2, Steel w/ZYC	RH	10813005
	LH	10813004
F: Hinge Arm Assembly, Coastal includes fasteners: 4 – #8x3/4" Type A/TEK-17, 410 Stainless	RH	11862626
	LH	11862625
G: Detach Hinge, Clip		10814839
H: Stud Bracket includes fasteners: 2 – 5/32"(4) x 9/16"(14) 5056 Aluminum peel rivets		11881092

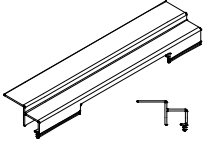
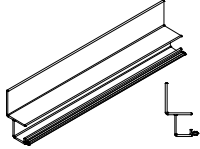
When ordering replacement FRAME SILL COVERS specify:

1. Profile number; Part number; Length

			
Description	Length	CN	Part Number
Frame Cover Kit, Operator, Stone White <i>Includes:</i> 1 - V1989 top operator 1 - V1990 bottom operator	13 19/64" (338) 19 19/64" (490) 25 19/64" (643) 31 19/64" (795) 37 19/64" (947) 43 19/64" (1100)	CN16 CN20 CN26 CN30 CN36 CN40	11881071 11881072 11881073 11881074 11881075 11881076
Frame Cover Kit, Stationary, Stone White <i>Includes:</i> 1 - V1989 top stationary 1 - V1990 bottom stationary	13 19/64" (338) 19 19/64" (490) 25 19/64" (643) 31 19/64" (795) 37 19/64" (947) 43 19/64" (1100)	CN16 CN20 CN26 CN30 CN36 CN40	11881077 11881078 11881079 11881060 11881061 11881062
Frame Cover Kit, Operator, Bronze <i>Includes:</i> 1 - V2840 top operator 1 - V1990 bottom operator	13 19/64" (338) 19 19/64" (490) 25 19/64" (643) 31 19/64" (795) 37 19/64" (947) 43 19/64" (1100)	CN16 CN20 CN26 CN30 CN36 CN40	11881001 11881002 11881003 11881004 11881005 11881006
Frame Cover Kit, Stationary, Bronze <i>Includes:</i> 1 - V2840 top operator 1 - V1990 bottom operator	13 19/64" (338) 19 19/64" (490) 25 19/64" (643) 31 19/64" (795) 37 19/64" (947) 43 19/64" (1100)	CN16 CN20 CN26 CN30 CN36 CN40	11881021 11881022 11881023 11881024 11881025 11881026
Frame Cover Kit, Operator, Ebony <i>Includes:</i> 1 - V2840 top operator 1 - V1990 bottom operator	13 19/64" (338) 19 19/64" (490) 25 19/64" (643) 31 19/64" (795) 37 19/64" (947) 43 19/64" (1100)	CN16 CN20 CN26 CN30 CN36 CN40	11881011 11881012 11881013 11881014 11881015 11881016
Frame Cover Kit, Stationary, Ebony <i>Includes:</i> 1 - V2840 top operator 1 - V1990 bottom operator	13 19/64" (338) 19 19/64" (490) 25 19/64" (643) 31 19/64" (795) 37 19/64" (947) 43 19/64" (1100)	CN16 CN20 CN26 CN30 CN36 CN40	11881031 11881032 11881033 11881034 11881035 11881036

When ordering replacement FRAME COVERS specify:

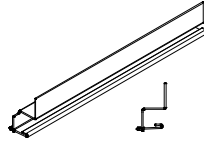
1. Profile number; Part number; Length; Handing

V1900/V2842 – Jamb Lock Side, Frame Cover		V1900/V2842 – Jamb Stat/ Hinge Side, Frame Cover		
				
Description	Length	CN	RH Part Number	LH Part Number
Frame Cover Jamb Lock, Stone White V1900	14 1/2" (368)	CN16	17008014	17008019
	20 1/2" (521)	CN20	17008320	17008321
	26 1/2" (673)	CN26	17008326	17008327
	30 1/2" (775)	CN30	17008332	17008333
Frame Cover Jamb Lock, Bronze V2842	14 1/2" (368)	CN16	17006716	17006715
	20 1/2" (521)	CN20	17006720	17006721
	26 1/2" (673)	CN26	17006726	17006727
	30 1/2" (775)	CN30	17006730	17006731
Frame Cover Jamb Lock, Ebony V2842	14 1/2" (368)	CN16	17006916	17006915
	20 1/2" (521)	CN20	17006920	17006921
	26 1/2" (673)	CN26	17006926	17006927
	30 1/2" (775)	CN30	17006930	17006931
Description	Length	CN	Part Number	
Frame Cover Jamb Stat/Hinge Side, Stone White V1900	14 1/2" (368)	CN16	17006014	
	20 1/2" (521)	CN20	17006020	
	26 1/2" (673)	CN26	17006026	
	32 1/2" (826)	CN30	17006032	
Frame Cover Jamb Stat/Hinge Side, Bronze V2842	14 1/2" (368)	CN16	17008214	
	20 1/2" (521)	CN20	17008220	
	26 1/2" (673)	CN26	17008226	
	32 1/2" (826)	CN30	17008232	
Frame Cover Jamb Stat/Hinge Side, Ebony V2842	14 1/2" (368)	CN16	17009214	
	20 1/2" (521)	CN20	17009220	
	26 1/2" (673)	CN26	17009226	
	32 1/2" (826)	CN30	17009232	

When ordering replacement FRAME COVERS specify:

1. Profile number; Part Number; Length.



**V1899/2841
Head Jamb, Frame Cover**



Description	Length	CN	Part Number
Frame Cover Head Jamb, Stone White V1899	13 19/64" (338)	CN16	17003013
	19 19/64" (490)	CN20	17003019
	25 19/64" (643)	CN26	17003025
	31 19/64" (795)	CN30	17003031
	37 19/64" (947)	CN36	17003037
	43 19/64" (1100)	CN40	17003043
Frame Cover Head Jamb, Ebony V2841	13 19/64" (338)	CN16	17009013
	19 19/64" (490)	CN20	17009019
	25 19/64" (643)	CN26	17009025
	31 19/64" (795)	CN30	17009031
	37 19/64" (947)	CN36	17009037
	43 19/64" (1100)	CN40	17009043
Frame Cover Head Jamb, Bronze V2841	13 19/64" (338)	CN16	17007113
	19 19/64" (490)	CN20	17007119
	25 19/64" (643)	CN26	17007125
	31 19/64" (795)	CN30	17007131
	37 19/64" (947)	CN36	17007137
	43 19/64" (1100)	CN40	17007143

When ordering replacement WEATHER STRIP specify:

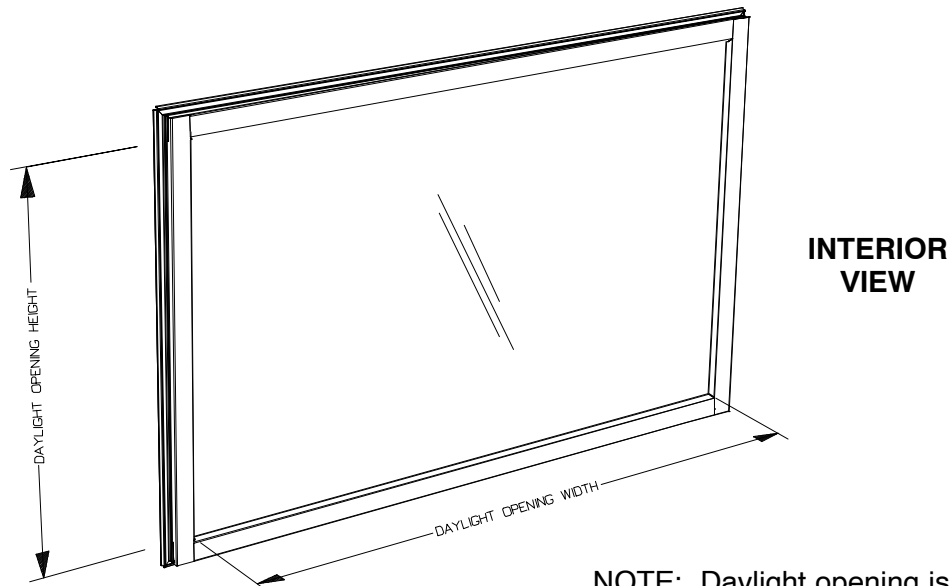
1. Profile number; Part number; Length

A		B	
	V189 Frame Weather Strip		V147 Head jamb, Sill and Sash Weather Strip
Description			Part Number
A: V189 Frame Weather Strip	15 1/8" (384)	CN16	17013015
	21 1/8" (536)	CN20	17013021
	27 1/8" (689)	CN26	17013027
	33 1/8" (841)	CN30	17013033
	39 1/8" (994)	CN36	17013039
	45 1/8" (1146)	CN40	17013045
B: V147 Sash Weather Strip	15 1/2" (394)	CN16	17001416
	21 1/2" (546)	CN20	17001420
	27 1/2" (698)	CN26	17001426
	33 1/2" (851)	CN30	17001430
	39 1/2" (1003)	CN36	17001436
	45 1/2" (1156)	CN40	17001440

When ordering replacement SASH specify:

1. Size (using chart below);
2. Operating or stationary;
3. Stone White (SW), Pebble Gray (PB), Bronze (BZ), Evergreen (EG), Cashmere (CS) or Ebony (EB) exterior;
4. Glazing;
5. Interior color: Stone White, Bronze with Bronze exterior, Ebony with Ebony exterior (Split finishes not available on Dark Interior option)

Sash Sizes for Awning					
Manufactured 02–22–2010 to Present					
Daylight Opening to Sash OM					
Daylight Width + 3 17/32" = OM Width of Sash					
Daylight Height + 3 17/32" = OM Height of Sash					
NOTE: Awning sash is not reglazable. Replacement sash will include all hardware.					
Size	OM Width		Size	OM Height	
CN16	15 17/32"	(420)	CN16	15 17/32"	(420)
CN20	21 17/32"	(521)	CN20	21 17/32"	(521)
CN26	27 17/32"	(674)	CN26	27 17/32"	(674)
CN30	33 17/32"	(775)	CN30	33 17/32"	(775)
CN36	39 17/32"	(928)			
CN40	45 17/32"	(1029)			



AWNING

NOTE: Daylight opening is a measurement of visible glass.

ORDERING REPLACEMENT SCREENS FOR AWNING UNITS

Standard screens offer almond frost aluminum surround and charcoal colored fiberglass 18 x 16 screen mesh. Determine the outside measurement (OM) of the existing screen. Find the sizes that correspond to the width and height indicated on the following chart.

When ordering replacement screen specify:

1. Size; – measure the existing screen OM, if not available, determine the size of the screen by using the conversion chart below shown below.
2. Optional Colors: Stone White, Bronze with Bronze exterior/interior, Ebony with Ebony exterior/interior.

Screen Sizes for the Essential Awning

**Manufactured 2010 to Present
Daylight Opening to OM of Screen**

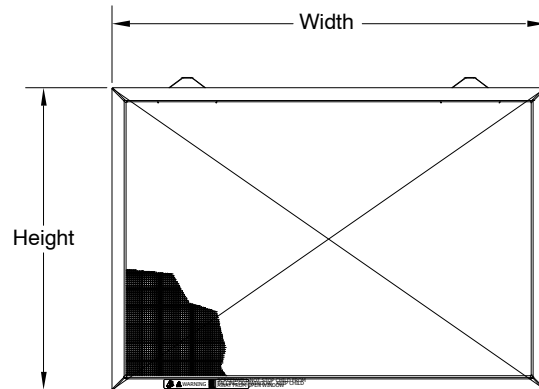
Daylight opening is the measurement of the visible glass.

Daylight Width + 1 13/32" (36) = OM Width of Screen

Daylight Height + 1 1/64" (26) = OM Height of Screen

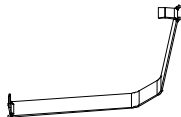
NOTE: OM of aluminum screen includes corner keys.

NOTE: Screens feature leaf spring mounting system.



Size	OM Width	Size	OM Height
CN16	13 15/64" (336)	CN16	12 53/64" (326)
CN20	19 15/64" (489)	CN20	18 53/64" (478)
CN26	25 15/64" (641)	CN26	24 53/64" (631)
CN30	31 15/64" (793)	CN30	30 53/64" (783)
CN36	37 15/64" (946)		
CN40	43 15/64" (1098)		

ILLUSTRATION <i>NOT TO SCALE</i>	DESCRIPTION	OPER./ COLOR	PART NO.
	Leaf Spring <i>Usage: 12/10/2018–present</i>	Stainless Steel	11868835

ILLUSTRATION <i>NOT TO SCALE</i>	DESCRIPTION	OPER./ COLOR	PART NO.
	Leaf Spring <i>Usage: 02/2010 – 12/09/2018</i>	Stainless Steel	313430