

ELEVATE ACCESSORIES

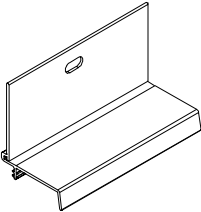
Table of Contents

Installation Accessories	2
Jamb Extension	10
Mull Kits – Standard and Structural	
Casement and Awning	15
Double Hung and Glider	17
Doors	19
Mull Kits – Certified Mull Installation Kits	
Casement and Awning	20
ELALDGRT over Casement / Awning	21
Double Hung / Gliders	22
Doors	23
Mull Kits – 1/2” MRF	
1/2” Vertical MRF – ELDH, ELGL, ELDG–DH	24
1/2” Horizontal MRF ELDH/P/TR, ELALDGRT–DH above Mull	25
1/2” Horizontal MRF ELDG–DH above Mull	26
Mull Kits–IZ3	
Casement	27
Double Hung	28
Doors	30
Mull Parts – Including IZ3	
Miscellaneous	31
Wood	37
Casing Options	
Casing Options	39
Discontinued	
Discontinued Parts – Limited Availability (LA)	42
Discontinued Parts – No Availability (NA)	44
Discontinued Parts – Limited Availability (LA) – Pre 2004 (Door Sizing Change)	45
Discontinued Parts – No Availability (NA) – Pre 2004 (Door Sizing Change)	48

ATTENTION:

- Specification and technical data are subject to change without notice.
- Numbers listed in parentheses () are metric equivalents in millimeters rounded to the nearest whole number.

When ordering replacement installation accessories specify type of unit, description of part, call number and color.

ILLUSTRATION <i>NOT TO SCALE</i>	CN	LENGTH	PART NO.		
<p>Head Jamb Nailing Fin/ Drip Cap (Hinged Nailing Fin Drip Cap) V119 Note: Drip cap is clear.</p> 	ELCA/ELAWN				
		17	16 1/16" (408)	16217100	
		21	20 1/16" (510)	16217102	
		25	24 1/16" (611)	16217104	
		29	28 1/16" (713)	16217106	
		33	32 1/16" (814)	16217108	
		37	36 1/16" (916)	16217110	
		41	40 1/16" (1018)	16217112	
		49	48 1/16" (1221)	16217114	
		57	56 1/16" (1424)	16217116	
		73	72 1/16" (1830)	16217122	
		17-2W	32 1/16" (814)	16217108	
		21-2W	40 1/16" (1018)	16217112	
		25-2W	48 1/16" (1221)	16217114	
		29-2W	56 1/16" (1424)	16217116	
		33-2W	64 1/16" (1627)	16217120	
		37-2W	72 1/16" (1830)	16217122	
		17-3W	48 1/16" (1221)	16217114	
		21-3W	60 1/16" (1526)	16217118	
		25-3W	72 1/16" (1830)	16217122	
		29-3W	84 1/16" (2135)	16217124	
		33-3W	96 1/16" (2440)	16217126	
		17-4W	64 1/16" (1627)	16217120	
		21-4W	84 1/16" (2135)	16217124	
		29-4W	144" (3658)	16217199	
		ELDH			
			22	21 9/16" (548)	16217160
			26	25 9/16" (649)	16217161
			30	29 9/16" (751)	16217162
			32	31 9/16" (802)	16217168
			34	33 9/16" (853)	16217163
			36	35 9/16" (903)	16217133
			38	37 9/16" (954)	16217165
			42	41 9/16" (1056)	16217166
			48	47 9/16" (1208)	16217135
			50	49 9/16" (1259)	16217169
			54	53 9/16" (1361)	16217171
			62	61 9/16" (1564)	16217174
			22-2W	43 1/16" (1094)	16217167
			26-2W	51 1/16" (1297)	16217170
			30-2W	59 1/16" (1500)	16217172
			32-2W	63 1/16" (1602)	15916954
			34-2W	67 1/16" (1703)	16217175
			36-2W	71 1/16" (1805)	16217176
			38-2W	75 1/16" (1907)	16217178
		42-2W	83 1/16" (2110)	16217179	

When ordering replacement installation accessories specify type of unit, description of part, call number and color.

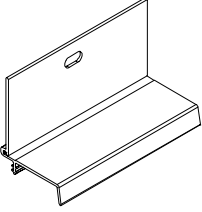
ILLUSTRATION NOT TO SCALE	CN	LENGTH	PART NO.	
<p>Head Jamb Nailing Fin/ Drip Cap (Hinged Nailing Fin Drip Cap) V119 Note: Drip cap is clear.</p> 	ELGL	36 35 9/16" (903)	16217133	
		48 47 9/16" (1208)	16217135	
		60 59 9/16" (1513)	16217137	
		72 71 9/16" (1818)	16217139	
		84 83 9/16" (2122)	16217140	
		96 95 9/16" (2427)	16217141	
		36-2W 71 1/16" (1805)	16217176	
		48-2W 95 1/16" (2415)	16217180	
		ELSPD/ELSFD	5-0 59 1/16" (1500)	15916950
			6-0 71 1/16" (1805)	15916955
	7-6 88 17/32" (2249)		15916976	
	8-0 95 1/16" (2415)		15916981	
	9-0 106 17/32" (2706)		15916995	
	ELIFD/ELOFD	2-6 30 3/8" (772)	15916926	
		2-8 32 3/8" (822)	15916928	
		3-0 36 3/8" (924)	15916931	
		5-0 59 1/16" (1500)	15916950	
		5-4 63 1/16" (1602)	15916954	
		6-0 71 1/16" (1805)	15916955	
	Lineal	144" (3658)	16217199	
		192" (4879)	16217192	

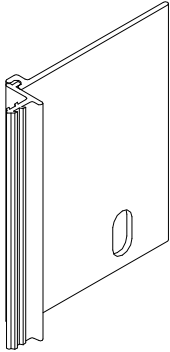
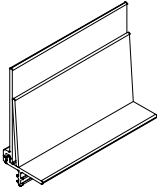




ILLUSTRATION NOT TO SCALE	CN	LENGTH	PART NO.																															
 <p>Jamb Nailing Fin V104</p>	<p>ELCA/ELAWN</p>	<p>16 15" (381) 19 18 7/16" (468) 23 22 7/16" (570) 27 26 7/16" (672) 31 30 7/16" (773) 35 34 7/16" (875) 39 38 7/16" (976) 43 42 9/16" (1081) 47 46 7/16" (1180) 55 54 7/16" (1384) 59 58 7/16" (1484) 63 62 7/16" (1586) 71 70 7/16" (1789)</p>	<p>16217339 16217300 16217302 16217304 16217306 16217308 16217310 16217322 16217312 16217314 16217316 16217318 16217320</p>	<p>ELDH</p>	<p>16 14 1/2" (368) 24 22 1/2" (572) 36 34 1/2" (876) 40 38 1/2" (978) 44 42 1/2" (1080) 48 46 1/2" (1181) 52 50 1/2" (1283) 56 54 1/2" (1384) 60 58 1/2" (1486) 64 62 1/2" (1588) *68C 66 1/2" (1689) 72 70 1/2" (1791) 76 74 1/2" (1892)</p>	<p>16217816 16217924 16217836 16217840 16217844 16217848 16217852 16217856 16217860 16217864 16217868 16217872 16217876</p>	<p>ELGL</p>	<p>24 22 1/2" (572) 36 34 1/2" (876) 42 40 1/2" (1029) 48 46 1/2" (1181) 60 58 1/2" (1486)</p>	<p>16217924 16217836 16217942 16217848 16217860</p>	<p>ELSPD/ELIFD/ELOFD</p>	<p>6-5 78 11/16" (1999) 6-8 81 3/16" (2062) 7-0 85 3/16" (2164) 8-0 94 11/16" (2405)</p>	<p>15916965 15916968 15916970 15916980</p>	<p>Lineal</p>	<p>144" (3658)</p>	<p>16217399</p>	 <p>Radius Head Jamb Nailing Fin / Drip Cap V110</p>	<p>Radius Head Jamb Nailing Fin / Drip Cap V110</p>	<p>144" lineal (3658)</p>	<p>16000612</p>															
													<p>ELDH</p>	<p>16 14 1/2" (368) 24 22 1/2" (572) 36 34 1/2" (876) 40 38 1/2" (978) 44 42 1/2" (1080) 48 46 1/2" (1181) 52 50 1/2" (1283) 56 54 1/2" (1384) 60 58 1/2" (1486) 64 62 1/2" (1588) *68C 66 1/2" (1689) 72 70 1/2" (1791) 76 74 1/2" (1892)</p>	<p>16217816 16217924 16217836 16217840 16217844 16217848 16217852 16217856 16217860 16217864 16217868 16217872 16217876</p>	<p>ELGL</p>	<p>24 22 1/2" (572) 36 34 1/2" (876) 42 40 1/2" (1029) 48 46 1/2" (1181) 60 58 1/2" (1486)</p>	<p>16217924 16217836 16217942 16217848 16217860</p>	<p>ELSPD/ELIFD/ELOFD</p>	<p>6-5 78 11/16" (1999) 6-8 81 3/16" (2062) 7-0 85 3/16" (2164) 8-0 94 11/16" (2405)</p>	<p>15916965 15916968 15916970 15916980</p>	<p>Lineal</p>	<p>144" (3658)</p>	<p>16217399</p>	 <p>Radius Head Jamb Nailing Fin / Drip Cap V110</p>	<p>Radius Head Jamb Nailing Fin / Drip Cap V110</p>	<p>144" lineal (3658)</p>	<p>16000612</p>						
																						<p>ELGL</p>	<p>24 22 1/2" (572) 36 34 1/2" (876) 42 40 1/2" (1029) 48 46 1/2" (1181) 60 58 1/2" (1486)</p>	<p>16217924 16217836 16217942 16217848 16217860</p>	<p>ELSPD/ELIFD/ELOFD</p>	<p>6-5 78 11/16" (1999) 6-8 81 3/16" (2062) 7-0 85 3/16" (2164) 8-0 94 11/16" (2405)</p>	<p>15916965 15916968 15916970 15916980</p>	<p>Lineal</p>	<p>144" (3658)</p>	<p>16217399</p>	 <p>Radius Head Jamb Nailing Fin / Drip Cap V110</p>	<p>Radius Head Jamb Nailing Fin / Drip Cap V110</p>	<p>144" lineal (3658)</p>	<p>16000612</p>
																												<p>ELSPD/ELIFD/ELOFD</p>	<p>6-5 78 11/16" (1999) 6-8 81 3/16" (2062) 7-0 85 3/16" (2164) 8-0 94 11/16" (2405)</p>	<p>15916965 15916968 15916970 15916980</p>	<p>Lineal</p>	<p>144" (3658)</p>	<p>16217399</p>	 <p>Radius Head Jamb Nailing Fin / Drip Cap V110</p>
										<p>Lineal</p>	<p>144" (3658)</p>	<p>16217399</p>																						
							 <p>Radius Head Jamb Nailing Fin / Drip Cap V110</p>	<p>Radius Head Jamb Nailing Fin / Drip Cap V110</p>	<p>144" lineal (3658)</p>	<p>16000612</p>																								

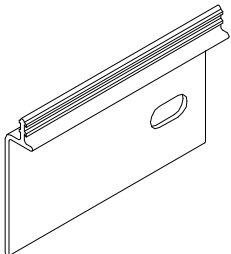
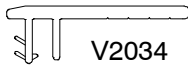
ILLUSTRATION NOT TO SCALE	CN	LENGTH	PART NO.
<p>Sill Nailing Fin V084</p> 	<p>ELCA/ELAWN 17</p> <p>21</p> <p>25</p> <p>29</p> <p>33</p> <p>37</p> <p>41</p> <p>49</p> <p>57</p> <p>73</p> <p>17-2W</p> <p>21-2W</p> <p>25-2W</p> <p>29-2W</p> <p>33-2W</p> <p>37-2W</p> <p>17-3W</p> <p>21-3W</p> <p>25-3W</p> <p>29-3W</p> <p>33-3W</p> <p>17-4W</p> <p>21-4W</p> <p>29-4W</p>	<p>16" (406)</p> <p>20" (508)</p> <p>24" (610)</p> <p>28" (711)</p> <p>32" (813)</p> <p>36" (914)</p> <p>40" (1016)</p> <p>48" (1219)</p> <p>56" (1422)</p> <p>72" (1829)</p> <p>32" (813)</p> <p>40" (1016)</p> <p>48" (1219)</p> <p>56" (1422)</p> <p>64" (1626)</p> <p>72" (1829)</p> <p>48" (1219)</p> <p>60" (1524)</p> <p>72" (1829)</p> <p>84" (2134)</p> <p>96" (2438)</p> <p>64" (1626)</p> <p>84" (2134)</p> <p>144" (3658)</p>	<p>16217200</p> <p>16217202</p> <p>16217204</p> <p>16217206</p> <p>16217208</p> <p>16217210</p> <p>16217212</p> <p>16217214</p> <p>16217216</p> <p>16217222</p> <p>16217208</p> <p>16217212</p> <p>16217214</p> <p>16217216</p> <p>16217220</p> <p>16217222</p> <p>16217214</p> <p>16217218</p> <p>16217222</p> <p>16217224</p> <p>16217226</p> <p>16217220</p> <p>16217224</p> <p>16217299</p>
	<p>ELDH 22</p> <p>26</p> <p>30</p> <p>32</p> <p>34</p> <p>36</p> <p>38</p> <p>42</p> <p>50</p> <p>54</p> <p>62</p> <p>22-2W</p> <p>26-2W</p> <p>30-2W</p> <p>34-2W</p> <p>36-2W</p> <p>38-2W</p> <p>42-2W</p>	<p>21 3/8" (543)</p> <p>25 3/8" (645)</p> <p>29 3/8" (746)</p> <p>31 3/8" (797)</p> <p>33 3/8" (848)</p> <p>35 3/8" (899)</p> <p>37 3/8" (949)</p> <p>41 3/8" (1051)</p> <p>49 3/8" (1254)</p> <p>53 3/8" (1356)</p> <p>61 3/8" (1559)</p> <p>42 3/4" (1086)</p> <p>50 3/8" (1289)</p> <p>58 3/4" (1492)</p> <p>66 3/4" (1695)</p> <p>70 3/4" (1797)</p> <p>74 3/4" (1899)</p> <p>82 3/4" (2102)</p>	<p>16217201</p> <p>16217203</p> <p>16217205</p> <p>16217207</p> <p>16217209</p> <p>16217211</p> <p>16217213</p> <p>16217215</p> <p>16217243</p> <p>16217244</p> <p>16217246</p> <p>16217219</p> <p>16217221</p> <p>16217223</p> <p>16217225</p> <p>16217230</p> <p>16217227</p> <p>16217229</p>
	<p>ELGL 36</p> <p>48</p> <p>60</p> <p>72</p> <p>84</p> <p>96</p> <p>36-2W</p> <p>48-2W</p>	<p>35 1/2" (902)</p> <p>47 1/2" (1207)</p> <p>59 1/2" (1511)</p> <p>71 1/2" (1816)</p> <p>83 1/2" (2121)</p> <p>95 1/2" (2426)</p> <p>70 3/4" (1797)</p> <p>94 3/4" (2407)</p>	<p>16217211</p> <p>16217235</p> <p>16217237</p> <p>16217239</p> <p>16217240</p> <p>16217241</p> <p>16217230</p> <p>16217248</p>
	<p>Lineal</p>	<p>144" (3658)</p> <p>200" (5080)</p>	<p>16217299</p> <p>16217298</p>

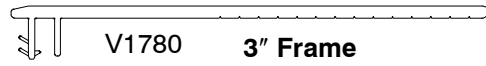
ILLUSTRATION AND DESCRIPTION
ILLUSTRATION NOT TO SCALE

ELDHIN Frame Expander



V2034

1" Frame Expander



V1780

3" Frame Expander

NOTE: Available per piece (EA) or by box (BX). V2034 box contains 50 pieces. V1780 box contains 20 pieces.

	Length	Color / Part No.					
V2034		Stone White	Pebble	Bronze	Evergreen	Cashmere	Ebony
EA	144" (3658)	17001111	17002111	17003111	17004111	17005111	17007211
BX	144" (3658)	17007111	17008111	17009111	17001011	17091111	17002311
V1780		Stone White	Pebble	Bronze	Evergreen	Cashmere	Ebony
EA	144" (3658)	17001144	17001244	17001344	17001444	17001544	17011744
BX	144" (3658)	17001644	17001744	17001844	17001944	17002044	17013144

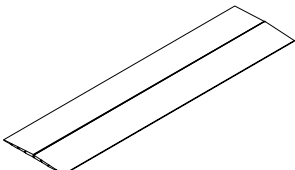
ILLUSTRATION <i>NOT TO SCALE</i>	DESCRIPTION	LENGTH/COLOR	PART NO.
	Keeper Shim V2919	Black	15914511

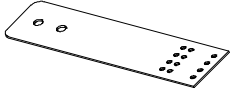
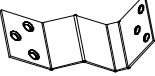
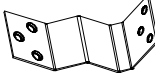
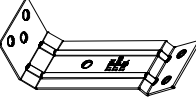
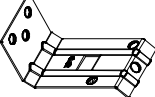
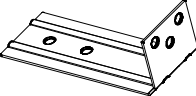


ILLUSTRATION NOT TO SCALE	DESCRIPTION	LENGTH/COLOR	PART NO.
	<p>Elevate Structural Bracket <i>Note: See installation instructions included for fastener size and length.</i> <i>Note: replaced the masonry bracket.</i></p>	<p>each 6" (152) each 10" (254)</p>	<p>11860014 11860009</p>
	<p>2W2H Structural Bracket Kit ELCA <i>Note: Includes fasteners</i> 4 9/16" – 8 brackets 6 9/16" and 6 13/16" 8 brackets</p>	<p>6" (152) 10" (254)</p>	<p>11901010 11901018</p>
	<p>Installation Clip <i>Note: used on Casement picture windows (instructions included).</i></p>		<p>11862603</p>
	<p>Nail Fin Installation Kit – IZ3 <i>Note: used on IZ3 ELCA, ELCAP and ELAWN ELDG units. Instructions and #7 x 5/8" screws included.</i></p>	<p>1 – clip 15 – clips</p>	<p>11896805 11896804</p>
	<p>Nail Fin Installation Kit – IZ3 <i>Note: used on IZ3 ELDH, ELDHP units. Instructions and #7 x 5/8" screws included.</i></p>	<p>1 – clip 15 – clips</p>	<p>11896807 11896806</p>
	<p>Nail Fin Installation Kit – IZ3 <i>Note: used on IZ3 ELSFD units. Instructions and #7 x 5/8" screws included.</i></p>	<p>1 – clip 20 – clips</p>	<p>11896937 11896938</p>
	<p>Nail Fin Installation Kit – IZ3 <i>Note: used on IZ3 ELSFD, ELOFD, ELDGDH, ELDGGL and ELDGDRTR units. Instructions and #7 x 5/8" screws included.</i></p>	<p>1 – clip 20 – clips</p>	<p>11896810 11896809</p>
	<p>Nailing Fin Corner Gasket <i>Note: Adhesive backed, package of 4.</i></p>	<p>White</p>	<p>11869519</p>
	<p>Nailing Fin Corner Gasket and Connector Gasket Kit <i>Note: Package of 2 connectors and 4 corner gaskets</i></p>	<p>White</p>	<p>11869509</p>

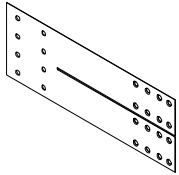
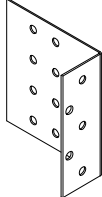
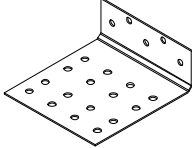

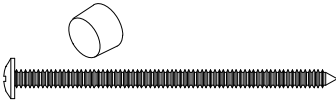
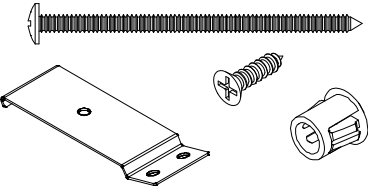
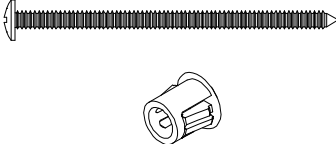
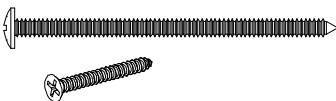
ILLUSTRATION NOT TO SCALE	DESCRIPTION	COLOR	PART NUMBER
	<p>Certified Structural Bracket <i>Note: See included installation instruction for fastener size and length.</i></p>	<p>6" (152) 10" (254)</p>	<p>11860002 11860003</p>
	<p>Certified Mull Clip - Sill <i>Note: Used on vertical window certified mulls. See instructions for fastener size and quantity.</i></p>		<p>11861151</p>
	<p>Certified Mull Clip - Jamb/Head Jamb <i>Note: Used on horizontal certified mulls. See instructions for fastener size and quantity.</i></p>		<p>11860004</p>
	<p>3/8" Wood Plug</p>	<p>Bare White Clear Designer Black</p>	<p>02074849 39224849 31674849 02072842</p>
	<p>Through Jamb Installation Kit <i>NOTE: Used for ELCA, ELCAP, ELAWN, ELCATR</i> <i>Includes:</i> 1 - #8x3" Phillips PH screws 1 - 3/8" Wood Plug</p>	<p>Bare White Clear Designer Black</p>	<p>11901031 11901032 33830032 39930032</p>
	<p>Through Jamb Installation Kit <i>NOTE: Used for ELDH, ELDHTR, ELGL, ELGLTS, ELDHP</i> <i>Includes:</i> 1 - Installation Clip 1 - Through Jamb Plug 1 - #8x3" Phillips PH screws 2 - #7x5/8" Phillips FH screws</p>		<p>11901033</p>
	<p>Through Jamb Installation Kit <i>NOTE: Used for ELDHIN, ELDHINP, ELDHINTR</i> <i>Includes:</i> 6 - Through Jamb Plug 6 - #8x3" Phillips PH screws</p>		<p>11896939</p>
	<p>Through Jamb Screw Kit <i>NOTE: Used for ELGL, ELGLTS</i> <i>Includes:</i> 1 - #8x3" Phillips PH Screw 1 - #8x1 1/4" Phillips FH Screw</p>		<p>11901035</p>

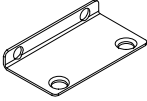

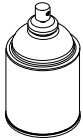
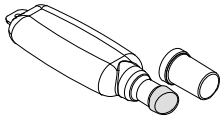
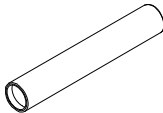
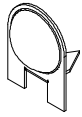
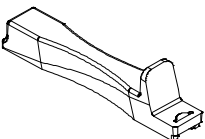
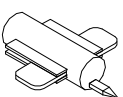
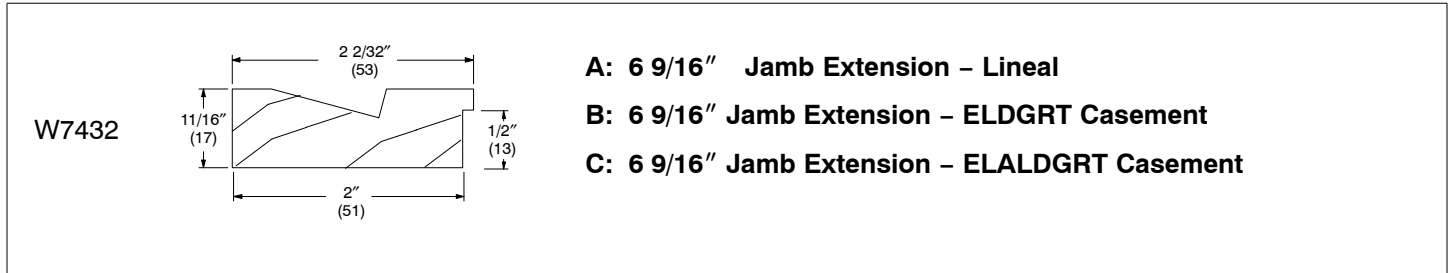
ILLUSTRATION NOT TO SCALE	DESCRIPTION	LENGTH/COLOR	PART NO.
	Jamb Extension Bracket <i>Note: For attaching radius jamb extension to lineal on ELDGRT and ELALDGRT units. Includes screws and instructions.</i>	White	11040353
	Touch Up Paint – Brush .6 oz. bottle with applicator	White (Interior) Stone White Pebble Bronze Arctic White Evergreen Cashmere Ebony Designer Black	05120115 01530322 01530323 01530326 01530329 01530324 01530336 01530330 01530540
	Touch Up Paint – Aerosol Aerosol can	4.5 oz 12 oz 11 oz 4.5 oz 4.5 oz 4.5 oz 4.5 oz 12 oz 12 oz	White (Interior) Stone White Pebble Bronze Beige Evergreen Cashmere Ebony Designer Black
No image available	Touch Up Crayon	Designer Black	11401985
	Nail Hole and Crack Repair 7 oz. tube with sponge applicator		11410012
	Epoxy Putty 4 oz. tube <i>Note: For major repairs to Ultrex.</i>		11410007

ILLUSTRATION NOT TO SCALE	DESCRIPTION	LENGTH/COLOR	PART NO.
	Grille Tack, Sash/Panel Used for product 1/18/2010 to present		11860426 (each)
	Installation Tool for Grille Tack		11862639
	Spring Loaded Fastener Use for product prior to 1/18/2010		11860096 (each)

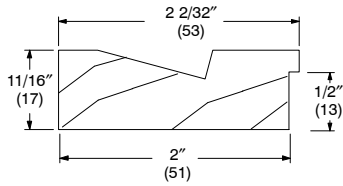
CASEMENT



Size		Bare Wood	White	Designer Black	Clear	
A	47 3/4" (1213)	31499848	39209848	39929848	33829848	
	71 3/4" (1822)	31499872	39209872	39929872	33829872	
	120" (3048)	31501498	39201498	39901498	33831498	
	144" (3658)	31501499	39201499	39901499	33831499	
	192" (4877)	31501400	39201400	39901400	33831400	
B	ELDGR Radius	Quarter Cir 29-1W	31501628	39201628	39931628	33831628
		29-1W	31501614	39201614	39931614	33831614
		21-2W	31501620	39201620	39931620	33831621
		25-2W	31508015	39208015	39938015	33838015
		29-2W	31501628	39201628	39931628	33831628
		125-3W	31508016	39208016	39938015	33838016
		Casement 7318*	31501641	39201641	39930641	33830641
C	Quarter Round (RT7 & 8) True Half (RT1) True Half (RT1) True Half & True Half/Springline (RT1&2) True Half/Springline (RT2) True Half/Springline (RT2) Eyebrow/Springline (RT6) Eyebrow/Springline (RT6) Eyebrow/Springline (RT6) Eyebrow/Springline (RT6) Eyebrow/Springline (RT6)	25-1W	31508015	39208015	39938015	33838015
		33-1W	31508012	39208012	39938012	33838012
		33-2W	31508076	39208076	39938076	33838076
		37-1W / 37W	31508013	39208013	39938013	33838013
		49W	31508015	39208015	39938015	33838015
		73W	31508016	39208016	39938016	33838016
		21W / 29W	31508015	39208015	39938015	33838015
		33W / 37W	31508080	39208080	39938080	33838080
		41W	31508084	39208084	39938084	33838084
		49W / 57W	31508017	39208017	39938017	33838017
		65 W / 73W	31508026	39208026	39938026	33838026

* Denotes elliptical Round Top.

DOUBLE HUNG



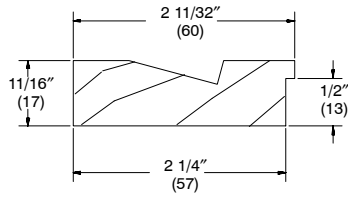
W7432

- A: 6 9/16" Radius Jamb Extension – ELDGRT Double Hung**
- B: 6 9/16" Radius Jamb Extension – ELALDGRT Double Hung/Door**
- C: 6 9/16" Radius Jamb Extension**
- D: 6 9/16" Jamb Extension – ELDGRT ELSPD/ELSFD/ELIFD**

Size		Bare Wood	White	Designer Black	Clear	
A	Radius – ELDGRT	30-1W	31501615	39201615	39931615	33831615
		34-1W	31501617	39201617	39931617	33831617
		38-1W	31501619	39201619	39931619	33831619
		34-2W	31508022	39208020	39938022	33838022
		36-2W	31508025	39208025	39938025	33838025
B	True Half (RT1)	36-1W	31508013	39208013	39938013	33838013
	True Half (RT1)	42-1W	31508020	39208020	39938020	33838020
	True Half (RT1)	26-2W	31508079	39208079	39938079	33838079
	True Half (RT1)	30-2W	31508080	39208080	39938080	33838080
	True Half (RT1)	38-2W	31508021	39208021	39938021	33838021
	True Half (RT1)	42-2W	31508081	39208081	39938081	33838081
	True Half above Springline (RT2)	68W	31508022	39208022	39938022	33838022
	True Half above Springline (RT2)	72W	31508025	39208025	39938025	33838025
	Eyebrow above Springline (RT6)	26W/30W	31508079	39208079	39938079	33838079
	Eyebrow above Springline (RT6)	34W/36W	31508076	39208076	39938076	33838076
	Eyebrow above Springline (RT6)	38W/42W	31508084	39208084	39938084	33838084
	Eyebrow above Springline (RT6)	52W/60W	31508017	39208017	39938017	33838017
	Eyebrow above Springline (RT6)	68W/72W	31508026	39208026	39938026	33838026
	Eyebrow above Springline (RT6)	76W/84W	31508026	39208026	39938026	33838026
	Quarter Round (RT 7 & 8)	30W	31508080	39208080	39938080	33838080
Quarter Round (RT 7 & 8)	34W	31508022	39208022	39938022	33838022	
Quarter Round (RT 7 & 8)	36W	31508025	39208025	39938025	33838025	
C	Circle (RT 27)	3636	31508013	39208013	39938013	33838013
	Ellipse (RT 28)	3248	31508162	39208162	39938162	33838162
D	Radius – ELDGRT	DRTR 7218*	31501648	39201648	39930648	33830648

* Denotes elliptical Round Top.

NOTE: Circle and Oval jamb extension requires a quantity of 2 for a complete set.



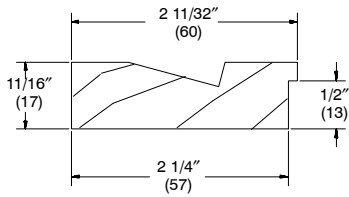
- A: 6 13/16" Jamb Extension – Lineal**
- B: 6 13/16" Jamb Extension – ELDGRT Casement**
- C: 6 13/16" Radius Jamb Extension – ELALDGRT Casement**

W7446

	Size		Bare Wood	White	Designer Black	Clear	
A	47 3/4" (1213)		31504348	39204348	39924348	33824348	
	71 3/4" (1822)		31504372	39204372	39924872	33824372	
	120" (3048)		31504098	39204098	39904098	33834098	
	144" (3658)		31504099	39204099	39904099	33834099	
	192" (4877)		31504100	39204100	39904100	33834100	
B	Radius – ELDGRT	Quarter Cir 29–1W	31501590	39201590	39931590	33831590	
		29–1W	31501587	39201587	39931587	33831587	
		21–2W	31501588	39201588	39931588	33831588	
		25–2W	31508110	39208110	39938110	33838110	
		29–2W	31501590	39201590	39931590	33831590	
		25–3W	31508111	39208111	39938111	33838111	
		Casement 7318*	31501642	39201642	39930642	33830642	
	Quarter Round – Horizontal	29–1W RH	31504600	39204600	39934600	33834600	
		29–1W LH	31504601	39204601	39934601	33834601	
		Quarter Round – Vertical	29–1W RH	31504602	39204602	39934602	33834602
			29–1W LH	31504603	39204603	39934603	33834603
	Sill (ELDGRT)	29–1W	31504604	39204604	39934604	33834604	
		21–2W	31504605	39204605	39934605	33834605	
		25–2W	31504606	39204606	39934606	33834606	
		29–2W	31504607	39204607	39934607	33834607	
25–3W		31504608	39204608	39934608	33834608		
C	True Half & True Half/Springline (RT1&2)	Quarter Round (RT7 & 8)	25–1W	31508110	39208110	39938110	33838110
		True Half (RT1)	33–1W	31508107	39208107	39938107	33838107
		True Half (RT1)	33–2W	31508106	39208106	39938106	33838106
		True Half/Springline (RT2)	37–1W / 37W	31508108	39208108	39938108	33838108
		True Half/Springline (RT2)	49W	31508110	39208110	39938110	33838110
		True Half/Springline (RT2)	73W	31508111	39208111	39938111	33838111
		Eyebrow/Springline (RT6)	21W / 29W	31508110	39208110	39938110	33838110
		Eyebrow/Springline (RT6)	33W / 37W	31508148	39208148	39938148	33838148
		Eyebrow/Springline (RT6)	41W	31508152	39208152	39938152	33838152
		Eyebrow/Springline (RT6)	49W / 57W	31508112	39208112	39938112	33838112
		Eyebrow/Springline (RT6)	65 W / 73W	31508146	39208146	39938146	33838146

* Denotes elliptical Round Top.

NOTE: Circle and Oval jamb extension requires a quantity of 2 for a complete set.



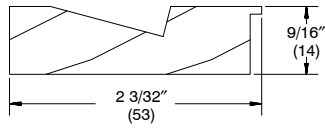
W7446

- A: 6 13/16" Radius Jamb Extension – ELDGRT Double Hung**
- B: 6 13/16" Radius Jamb Extension – ELALDGRT Double Hung/Door**
- C: 6 13/16" Radius Jamb Extension**
- D: 6 13/16" Jamb Extension – ELDGRT ELSPD/ELSFD/ELIFD**

Size		Bare Wood	White	Designer Black	Clear	
A	Radius (ELDGRT)	30-1W	31501593	39201593	39931593	33831593
		34-1W	31501594	39201594	39931594	33831594
		38-1W	31501595	39201595	39931595	33831595
		34-2W	31508117	39208117	39938117	33838117
		36-2W	31508145	39208145	39938145	33838145
	Sill (ELDGRT)	30-1W	31504609	39204609	39934609	33834609
		34-1W	31504610	39204610	39934610	33834610
		38-1W	31504611	39204611	39934611	33834611
		34-2W	31504612	39204612	39934612	33834612
		36-2W	31504614	39204614	39934614	33834614
B	True Half (RT1)	36-1W	31508108	39208108	39938108	33838108
		42-1W	31508115	39208115	39938115	33838115
		26-2W	31508147	39208147	39938147	33838147
		30-2W	31508148	39208148	39938148	33838148
		38-2W	31508116	39208116	39938116	33838116
		42-2W	31508149	39208149	39938149	33838149
	True Half above Springline (RT2)	68W	31508117	39208117	39938117	33838117
		72W	31508145	39208145	39938145	33838145
	Eyebrow above Springline (RT6)	26W / 30W	31508147	39208147	39938147	33838147
		34W / 36W	31508106	39208106	39938106	33838106
		38W / 42W	31508152	39208152	39938152	33838152
		52W / 60W	31508112	39208112	39938112	33838112
		68W / 72W	31508146	39208146	39938146	33838146
76W / 84W		31508146	39208146	39938146	33838146	
Quarter Round (RT 7 & 8)	30W	31508148	39208148	39938148	33838148	
	34W	31508117	39208117	39938117	33838117	
	36W	31508145	39208145	39938145	33838145	
C	Circle (RT 27)	3636	31508108	39208108	39938108	33838108
	Ellipse (RT 28)	3248	31508163	39208163	39938163	33838163
D	Radius (ELDGRT)	DRTR 7218*	31501649	39201649	39930649	33830649
		DRTR 7236	31501597	39201597	39938145	33838145
	Sill (ELDGRT)	DRTR 7218/7236	31504614	39204614	39934614	33834614

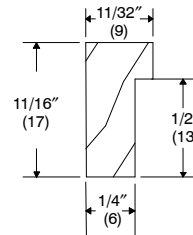
* Denotes elliptical Round Top.

NOTE: Circle and Oval jamb extension requires a quantity of 2 for a complete set.



**A: ELIFD to Direct Glaze Jamb
 for 6 9/16" Jamb Extension
 W7119**

*Note: For mulling a direct glaze polygon to an ELIFD
 with 6 9/16" jamb extension.*



**B: ELIFD 1/4" Jamb Extension
 for 6 13/16"
 W2214**

Size		Bare Wood	White	Designer Black	Clear	
A	72" (1829)	31504772	39204772	39934772	33834772	
	84" (2134)	31504784	39204784	39934784	33834784	
	120" (3048)	31504799	39204799	39934799	33834799	
B	CN 6-0 width	71 1/4" (1810)	31504160	39205060	39209360	31617360
	CN 6-8 height	79 57/64" (2029)	31504168	39205068	39209368	31617368
	lineal	120" (3048)	31504198	39205098	39209398	31617398

To specify the correct part number you will need to supply width and height of the unit, configuration, interior color and product type.

NOTE: Refer to the Mull Kit Component list section for details on what is included with each kit.

Kit	ID	Description	Size	Bare Wood	White	Designer Black	Clear
Casement/Awning Standard Mull Kit	A	19–48" (838–1219)	CN47	11898602	39258602	39938602	33838602
		49–72" (1245–1829)	CN71	11898604	39258604	39938604	33838604
		120" (3028)	120"	11898606	39258606	39938606	33838606
Casement/Awning Structural Mull Kit	B	19–48" (838–1219)	CN47	11898612	39258612	39938612	33838612
		49–72" (1245–1829)	CN71	11898614	39258614	39938614	33838614
		120" (3028)	120"	11898616	39258616	39938616	33838616
ELCA 7316 DG Transom above ELCA 25–3W	C	ELCA 7316 DG Transom above an Casement 25–3W		11901011	39251011	39930011	33830011
Casement/Awning to Round Top Mull Kit	D	ELDGRT over Casement/Awning	96"	11901007	39251007	39930007	33830007
	E	RT1 over Casement	96"	11897000	39257000	39937000	38837000
	F	RT 7 & 8 over/beside Casement	96"	11897002	39257002	39937002	38837002
	G	RT 2 & 6 over Casement	96"	11897004	39257004	39937004	38837004
	H	RT 2&6 beside Casement	120"	11897010	39257010	39937010	38837010

COMPONENT ID LIST CASEMENT / AWNING MULL KITS

Component	A	B	C	D	E	F	G	H
Mullion Pin – A330	1	1	1		1	1	1	1
Foam Insulation	1				1	1	1	1
Mull Tape – 1 sided	1	1	1		1	1	1	1
Nail Fin Connector	2	2	2		2	2	2	2
Structural Bracket		4	4				4	
2 1/2 Mull Tin					2	2		2
3 1/2 Mull Tin			2	2				
V803 Connecting Barb				1				
W1242 Mull Trim				1				
W1243 Mull Trim	1	1	1		1	1	1	1
W6172 Mull Filler Block	2		2		4	4	4	4
W7004 Mull Tie	2	2	2	2		4	4	4
W7006 Horizontal Mull Filler Block				1				
W7008 Mull Reinforcement		1						

Mull Kits also include screws (where applicable), nailing fin/drip cap, corner gaskets and instructions.

* Profile dependent on jamb depth.

To specify the correct part number you will need to supply the height of the frame, exterior color and interior color.

Components included in Kit	Description	Exterior Color	Interior Color			
			Bare Wood	White	Designer Black	Clear
Foam Tape V1213 – Recessed Exterior Mull Cover W1243 – Mull Trim	ELCANF/ELAWNNF Mull Kit Up to 53 3/4" frame height	Stone White	11898702	39258702	39938702	33838702
		Pebble	11898703	39258703	39938703	33838703
		Bronze	11898704	39258704	39938704	33838704
		Evergreen	11898705	39258705	39938705	33838705
		Cashmere	11898706	39258706	39938706	33838706
		Ebony	11898708	39258708	39938708	33838708
		Mull Tie Bracket (11870000) #8-15 x 2 PH Full Thread Screw (11808210)	ELCANF/ELAWNNF Mull Kit 53 49/64" – 72" frame height	Stone White	11898812	39258812
Pebble	11898813			39258813	39938813	33838813
Bronze	11898814			39258814	39938814	33838814
Evergreen	11898815			39258815	39938815	33838815
Cashmere	11898816			39258816	39938816	33838816
Ebony	11898818			39258818	39938818	33838818

To specify the correct part number you will need to supply the width and height of the unit, the configuration, interior color and the product type.

NOTE: Refer to the Mull Kit Component list for details on what is included with each kit.

Kit	ID	Description	Size	Bare Wood	White	Designer Black	Clear
ELDH/ELGL Vertical Mull Kit	A	16" through 48 1/4"	CN 48	11852500	39252501	39932501	33832501
		48 1/4" to 60 1/4"	CN 60	11852502	39252503	39932503	33832503
		60 1/4" to 76 1/4"	CN 76	11852504	39252505	39932505	33832505
		96"	Lineal	11852506	39252507	39932507	33832507
		120"	Lineal	11852508	39252509	39932509	33832509
ELDH Horizontal Mull Kit	B	22" through 30"	CN30	11852510	39252511	39932511	33832511
		31" to 36 1/2"	CN36	11852512	39252513	39932513	33832513
		36 1/2" to 42 1/2"	CN42	11852514	39252515	39932515	33832515
		96"	Lineal	11852516	39252517	39932517	33832517
		120"	Lineal	11852518	39252519	39932519	33832519
ELDH to Round Top Mull Kit	C	ELDGRT over ELDH	96"	11901008	39251008	39930008	33830008
	D	ELALDGRT RT1 over ELDH		11897006	39257006	39937006	33837006
	E	ELALDGRT RT2 & 6 over ELDH		11897008	39257008	39937008	33837008
	F	ELALDGRT RT2 & 6 beside ELDH		11897012	39257012	39937012	33837012
ELDH to Polygon Vertical Mull Kit	G	ELDH Beside Polygon only 86" (2134)	Lineal	11852522	39252523	39932523	33832523

COMPONENT ID LIST DOUBLE HUNG / GLIDER MULL KITS

Component	A	B	C	D	E	F	G
Mullion Pin – A330	1	1		1	1	1	1
Mull Tape – 1 sided	1	1		1	1	1	1
Nail Fin Connector	2	2	2	2	2	2	2
Steel Mull Tie	1	2					2
V803 Connecting Barb			1				
Elevate Structural Bracket					4		
3 1/2" Mull Tin			2	2	2	2	
W1241 Mull Trim	1		1			1	1
W9159 Mull Trim		1		1	1		
W9295 Structural Mull Tie							1
W8952 Mull Tie/Filler	1	3**		2	2	1	

Mull Kits also include screws (where applicable), nailing fin/drip cap, corner gaskets and instructions.

** 3 included in lineal kit, appropriate amount supplied depending on mull width.

To specify the correct part number you will need to supply the height of the frame, exterior color and interior color.

Components included in Kit	Description	Exterior Color	Interior Color			
			Bare Wood	White	Designer Black	Clear
A330 – Mulling Pin Foam Tape V2316 – Exterior Mull Cover W11965 – Vertical Mull Trim Vertical Mull Foam Filler	ELDHIN Vertical Mull Kit, 48 CN 16” – 48” frame height	Stone White	11853002	11853004	11853118	11853101
		Pebble	11853006	11853008	11853121	11853104
		Bronze	11853010	11853012	11853124	11853107
		Evergreen	11853014	11853016	11853127	11853110
		Cashmere	11853018	11853020	11853130	11853113
		Ebony	11853023	11853025	11853133	11853116
	ELDHIN Vertical Mull Kit, 60 CN 48 1/64” – 60” frame height	Stone White	11853026	11853028	11853119	11853102
		Pebble	11853030	11853032	11853122	11853105
		Bronze	11853034	11853036	11853125	11853108
Evergreen		11853038	11853040	11853128	11853111	
ELDHIN Vertical Mull Kit, Lineal 60 1/64” – 84” frame height	Cashmere	11853042	11853044	11853131	11853114	
	Ebony	11853047	11853049	11853134	11853117	
	Stone White	11853050	11853052	11853120	11853103	
	Pebble	11853054	11853056	11853123	11853106	
	Bronze	11853058	11853060	11853126	11853109	
	Evergreen	11853062	11853064	11853129	11853112	
Cashmere	11853066	11853068	11853132	11853115		
Ebony	11853071	11853073	11853135	11853136		

To specify the correct part number you will need to supply the width and height of the unit, the configuration, interior color and the product type.

NOTE: Refer to the Mull Kit Component list for details on what is included with each kit.

NOTE: Specific mull kits are required when mulling Inswing Doors with 6 9/16" jamb extension to an IDG or ELALDGRT, see below.

Kit ID	Description	Bare Wood	White	Designer Black	Clear
Vertical Mull Kit					
A	ELIFD to ELSFD – 96"	11898642	39258642	39938642	33838642
B	ELOFD to ELOFD – 96"	11893751	39203751	39938651	33838651
	ELOFD to ELSFD – 96"	11893753	39203753	39938653	33838653
C	ELIFD to ELIFD – 96", Stone White Exterior	11893754	39203777	39933877	33833877
	ELIFD to ELIFD – 96", Pebble Gray Exterior	11893755	39203778	39933878	33833878
	ELIFD to ELIFD – 96", Bronze Exterior	11893756	39203779	39933879	33833879
	ELIFD to ELIFD – 96", Evergreen Exterior	11893757	39203780	39933880	33833880
	ELIFD to ELIFD – 96", Cashmere Exterior	11893758	39203781	39933881	33833881
	ELIFD to ELIFD – 96", Ebony Exterior	11893760	39203783	39933883	33833883
Vertical/Horizontal Mull Kit – 84"					
D	ELDG or Poly over or beside ELIFD/ELOFD – 4 9/16"	11901005	39251005	39930005	33830005
	ELDG or Poly over or beside ELIFD/ELOFD – 6 9/16"	11901012	39251012	39930012	33830012
Horizontal Mull Kit					
E	ELDHTR 3616–2W over 60 Sgl ELSPD, ELSFD, ELIFD – 96" ELDHTR 3616 over 30 Sgl ELIFD/ELOFD – 96"	11901009	39251009	39930009	33830009
F	ELDGT 7216 over 60 Sgl ELSPD, ELSFD, ELIFD, ELOFD – 71"	11901013	39251013	39930013	33830013
G	3W Transom over ELSPD, ELSFD, ELIFD, ELOFD (shipped with special jamb ext. W7119 – 120")	11901016	39251016	39930016	33830016
Round Top Mull Kit					
H	ELDGRT Door Transom 7218/7236 over 60 Sgl ELSPD, ELSFD, ELIFD, ELOFD	11901014	39251014	39930014	33830014
I	ELALDGRT RT2/RT6 over ELSFD, ELIFD, ELOFD– 4 9/16" – 96"	11897014	39257014	39937014	33837014
J	ELALDGRT RT2/RT6 over ELIFD with 6 9/16" jamb ext.	11897016	39257016	39937016	33837016

COMPONENT ID LIST DOORS

Component	A	B	C	D	E	F	G	H	I	J
Mullion Pin – A330	1	1	1	1	2*	1	1		1	1
Mull Tape – 1 sided	1	1	1	1	1	1	1		1	1
Nail Fin Connector	2	2	1	2	2	2	2	2	2	2
Connecting Barb								1		
3 1/2" Mull Tin	1	1	1	2	2	2	2	2	2	2
Structural Bracket				4	4	4	4	4	4	4
Sill Bracket	1	2	1							
W1241 Mull Trim	1	1	1	1	1			1		1
W1242 Mull Trim					1	1	1		1	
W7119 6 9/16" Jamb Extension				1		1	1			
V1407 Euro Groove Block		1								
V1213 Ext Mull Cover			1							
W9431 Mull Filler										1

* Included with kit is one lineal length (horizontal) and one 71 1/2" length (vertical).

To specify the correct part number you will need to supply the configuration and product type.

NOTE: If ordering for a field applied mull, you will also need to order the appropriate mull kit for the product being mulled. See table of contents for available mull kits.

NOTE: Refer to the Mull Kit Component list for details on what is included with each Certified Mull Installation Accessory Kit.

Kit	ID	Description	Size	Part Number
Casement/Awning Certified Mull Installation Accessory Kit	A	Vertical Clip Install		11891124
	B	Horizontal Clip Install		11891125
	C	Masonry Install	6"	11891126
	D	Masonry Install	10"	11891127

COMPONENT ID LIST CASEMENT/AWNING

Component	A	B	C	D
Mull Clip - Sill	2			
Mull Clip - Jamb/Head Jamb	2	4		
6" Structural Mull Bracket			4	
10" Structural Mull Bracket				4
1.25" Screws	32	32	32	32
2.5" Screws	5	5	5	5

To specify the correct part number you will need to supply the configuration and product type.

NOTE: If ordering for a field applied mull, you will also need to order the appropriate mull kit for the product being mulled. See table of contents for available mull kits.

NOTE: Refer to the Mull Kit Component list for details on what is included with each Certified Mull Installation Accessory Kit.

Kit	ID	Description	Size	Part Number
ELALDGRT over Casement/Awning Certified Mull Installation Accessory Kit	A	Vertical Clip Install		11891137
	B	Horizontal Clip Install		11891138
	C	Masonry Install	6"	11891139
	D	Masonry Install	10"	11891140

COMPONENT ID LIST IRTM OVER CASEMENT/AWNING

Component	A	B	C	D
Mull Clip - Sill	2			
Mull Clip - Jamb/Head Jamb		2		
6" Structural Mull Bracket			2	
10" Structural Mull Bracket				2
ICA Installation Clip	6	6		
6" Structural Bracket			6	
10" Structural Bracket				6
5/8" Screws	18	18		
1.25" Screws	16	16	28	28

To specify the correct part number you will need to supply the configuration and product type.

NOTE: If ordering for a field applied mull, you will also need to order the appropriate mull kit for the product being mulled. See table of contents for available mull kits.

NOTE: Refer to the Mull Kit Component list for details on what is included with each Certified Mull Installation Accessory Kit.

Kit	ID	Description	Size	Part Number
ELDH/ELGL Certified Mull Installation Accessory Kit	A	Vertical Clip Install		11891120
	B	Horizontal Clip Install		11891121
	C	Masonry Install	6"	11891122
	D	Masonry Install	10"	11891123

COMPONENT ID LIST ITDH/ITGL

Component	A	B	C	D
Mull Clip - Sill	2			
Mull Clip - Jamb/Head Jamb	2	4		
6" Structural Mull Bracket			4	
10" Structural Mull Bracket				4
5/8" Screws	32	32	32	32

To specify the correct part number you will need to supply the configuration and product type.

NOTE: If ordering for a field applied mull, you will also need to order the appropriate mull kit for the product being mulled. See table of contents for available mull kits.

NOTE: Refer to the Mull Kit Component list for details on what is included with each Certified Mull Installation Accessory Kit.

Kit	ID	Description	Size	Part Number
ELFD, ELSPD, ELSFD Certified Mull Installation Accessory Kit	A	Vertical Clip Install		11891128
	B	Vert. Masonry Install	6"	11891129
	C	Vert. Masonry Install	10"	11891130
ELIFD Certified Mull Installation Accessory Kit	D	Vertical Clip Install		11891131
	E	Vert. Masonry Install	6"	11891132
	F	Vert. Masonry Install	10"	11891133
ELIFD, ELOFD, ELSPD, ELSFD Certified Mull Installation Accessory Kit	G	Horizontal Clip Install		11891134
	H	Horz. Masonry Install	6"	11891135
	I	Horz. Masonry Install	10"	11891136

COMPONENT ID DOORS

Component	A	B	C	D	E	F	G	H	I
Mull Clip - Jamb/Head Jamb				2			4		
6" Structural Mull Bracket					2			4	
10" Structural Mull Bracket						2			4
ELOFD Mull Clip	1								
6" Structural Bracket (I3)		1							
10" Structural Bracket (I3)			1						
5/8" Screws	15	12	12	16	16	16	16	16	16

To specify the correct part number you will need to supply the height of the frame, exterior color and interior color.

1/2" Vertical MRF Mull Kit - ELDH, ELGL, IELDG (DH)				
Kit Part Numbers				
Exterior Color	Bare Wood Interior	White Interior	Designer Black Interior	Clear Interior
Stone White (SW)	11891220	11891221	11891309	11891308
Pebble (PB)	11891222	11891223	11891311	11891310
Bronze (BZ)	11891224	11891225	11891313	13891312
Cashmere (CS)	11891226	11891227	13891315	13891314
Evergreen (EG)	11891228	11891229	13891317	13891316
Ebony (EB)	11891219	11891218	13891319	13891318

1/2" Vertical MRF Mull Kit - ELDH, ELGL, ELDG (DH)
Components for 1/2" Vertical MRF Mull Kits - Lineal parts for kits are 96" long

Description	Base Kit Qty	Extra Quantities Needed for Additional Mulling
End Plug, 1/2" Space Mull - PN 11860389	2 per kit	2 extra plugs ordered separately per additional mull
A3134 Mulling Pin, 1/2" Space Mull	2 per kit	
V2789 Mull Weather Strip, 1/2"	1 per kit	
PUR w/1 1/2" Tape	1 per kit	
V2787 Mull Cover (w/Glazing Tape)	1 per kit	
Center Plug - PN 11860388	1 per kit	1 extra plug ordered separately per additional mull (when required)
W12870 Mull Support	1 per kit	
W1242 Mull Trim	1 per kit	
Mull Bracket PN - 11040358	1 per kit	
#7-19 x 5/8" Bracket Screw PN - 11800743	36 per kit	36 extra screws needed per additional mull
#8 x 1 3/4" End Plug Screw PN - 11808176	2 per kit	2 extra screws needed per additional mull
V119 Continuous Drip Cap	1 per kit	For assemblies wider than 96", special parts are required
Nailing Fin Connector PN - 10500213	2 per kit	2 extra connectors are required per additional mull

To specify the correct part number you will need to supply the height of the frame, exterior color and interior color.

1/2" Horizontal MRF Mull Kits - ELDH/P/TR, ELALDGRTDH above Mull				
Kit Part Numbers				
Exterior Color	Bare Wood Interior	White Interior Interior	Designer Black Interior	Clear Interior
Stone White (SW)	11891255	11891244	13891321	13891320
Pebble (PB)	11891245	11891246	13891323	13891322
Bronze (BZ)	11891247	11891248	13891325	13891324
Cashmere (CS)	11891249	11891250	13891327	13891326
Evergreen (EG)	11891251	11891252	13891329	13891328
Ebony (EB)	11891256	11891257	13891331	13891330

1/2" Horizontal MRF Mull Kits - ELDH/P/TR, ELALDGRTDH above Mull
Components for 1/2" Horizontal MRF Mull Kit - Lineal parts for kits are 96" long

Description	Base Kit Qty	Extra Quantities Needed for Additional Mulling
End Plug, 1/2" Space Mull PN 11860389	2 per kit	2 extra plugs ordered separately per additional mull
A3134 Mulling Pin, 1/2" Space Mull	2 per kit	
V2789 Mull Weather Strip, 1/2"	1 per kit	
PUR w/1 1/2" Tape	1 per kit	
V2787 Mull Cover (w/Glazing Tape)	1 per kit	
Center Plug PN 11860388	1 per kit	1 extra plug ordered separately per additional mull (when required)
W12870 Mull Support	1 per kit	
ELALDGRT Mull Support	1 per kit	
W1243 Mull Trim	1 per kit	
Mull Bracket PN - 11040358	2 per kit	
#7-19 x 5/8" Bracket Screw PN - 11800743	40 per kit	40 extra screws needed per additional mull
#8 x 1 3/4" End Plug Screw PN - 11808176	2 per kit	2 extra screws needed per additional mull
V119 Continuous Drip Cap	1 per kit	For assemblies wider than 96", special parts are required
Nailing Fin Connector PN - 10500213	2 per kit	2 extra connectors are required per additional mull

To specify the correct part number you will need to supply the height of the frame, exterior color and interior color.

1/2" Horizontal MRF Mull Kits - ELDG (DH) above Mull				
Kit Part Numbers				
Exterior Color	Bare Wood Interior	White Interior	Designer Black Interior	Clear Interior
Stone White (SW)	11891232	11891233	13891333	13891332
Pebble (PB)	11891234	11891235	13891335	13891334
Bronze (BZ)	11891236	11891237	13891337	13891336
Cashmere (CS)	11891238	11891239	13891339	13891338
Evergreen (EG)	11891240	11891241	13891341	13891340
Ebony (EB)	11891258	11891259	13891343	13891342

1/2" Horizontal MRF Mull Kits - ELDG (DH) above Mull
Components for 1/2" Horizontal MRF Mull Kits - Lineal parts for kits are 96" long

Description	Base Kit Qty	Extra Quantities Needed for Additional Mulling
End Plug, 1/2" Space Mull PN 11860389	2 per kit	2 extra plugs ordered separately per additional mull
A3134 Mulling Pin, 1/2" Space Mull	2 per kit	
V2789 Mull Weather Strip, 1/2"	1 per kit	
PUR w/1 1/2" Tape	1 per kit	
V2787 Mull Cover (w/Glazing Tape)	1 per kit	
Center Plug PN 11860388	1 per kit	1 extra plug ordered separately per additional mull (when required)
W12870 Mull Support	1 per kit	
W13061 6 9/16" ELIFD Horizontal Mull Support	1 per kit	
W1242 Mull Trim	1 per kit	
#7-19 x 5/8" Bracket Screw PN - 11800743	40 per kit	40 extra screws needed per additional mull
#8 x 1 3/4" End Plug Screw PN - 11808176	2 per kit	2 extra screws needed per additional mull
V119 Continuous Drip Cap	1 per kit	For assemblies wider than 96", special parts are required
Nailing Fin Connector PN - 10500213	2 per kit	2 extra connectors are required per additional mull
#10 x 2 3/4" Screw PN 118000869	2 per kit	For assemblies wider than 2W on the bottom row (doors only), 2 screws are needed for each additional wide unit

To specify the correct part number you will need to supply width and height of the unit, configuration, interior color and product type.

NOTE: Refer to the Mull Kit Component list section for details on what is included with each kit.

Kit	ID	Description	Size	Bare Wood	White	Designer Black	Clear
Vertical Casement/ Awning Mull Kit	A	19-48" (838-1219) 49-72" (1245-1829) 96" (2438)	Clip Install CN47 CN71 Lineal 96"	11897260	11897279	39937201	33837201
				11897261	11897280	39937202	33837202
				11897262	11897281	39937203	33837203
	B	19-48" (838-1219) 19-48" (838-1219) 49-72" (1245-1829) 49-72" (1245-1829) 96" (2438) 96" (2438)	Masonry Install CN47 Masonry 6" CN47 Masonry 10" CN71 Masonry 6" CN71 Masonry 10" Lineal 96" Masonry 6" Lineal 96" Masonry 10"	11897263	11897282	39937204	33837204
				11897264	11897283	39937207	33837207
				11897265	11897284	39937205	33837205
				11897266	11897285	39937208	33837208
				11897267	11897286	39937206	33837206
				11897268	11897287	39937209	33837209
	Horizontal Casement/ Awning Mull Kit	C		Clip Install CN47 Clip CN71 Clip Lineal 96" Clip	11897269	11897288	39937221
11897270					11897289	39937222	33837222
11897271					11897290	39937223	33837223
D		19-48" (838-1219) 19-48" (838-1219) 49-72" (1245-1829) 49-72" (1245-1829) 96" (2438) 96" (2438)	Masonry Install CN47 Masonry 6" CN47 Masonry 10" CN71 Masonry 6" CN71 Masonry 10" Lineal 96" Masonry 6" Lineal 96" Masonry 10"	11897272	11897291	39937224	33837224
				11897273	11897292	39937227	33837227
				11897274	11897293	39937225	33837225
				11897275	11897294	39937228	33837228
				11897277	11897295	39937226	33837226
				11897278	11897296	39937229	33837229

COMPONENT ID LIST CASEMENT / AWNING

Component	A	B	C	D
Mullion Pin - A330	1	1	1	1
Foam Tape - 1/2x3/32	1	1	1	1
Mull Reinforcement Board-W10978	1	1	1	1
Sill Standing Block-W13003	1	2		
W1243 Mull Trim	1	1	1	1
Header Screws			5	5
Installation Screws	10	10	5	5
Mull Clip Screws	12	14	24	26
ELCA Mull Clip	1		2	
Nail Fin Connector	1	1	1	1
Mull Structural Bracket		2		2
Installation Instructions	1	1	1	1

Some individual part lengths vary depending upon size of mullion, see Mull Kit Parts descriptions on the following pages for particular sizes and part numbers.

To specify the correct part number you will need to supply width and height of the unit, configuration, interior color and product type.

NOTE: Refer to the Mull Kit Component list section for details on what is included with each kit.

Kit	ID	Description	Size	Bare Wood	White	Designer Black	Clear	
Vertical ELDH Mull Kit	A	36"-48 1/4" (914-1226) 48"-60 1/4" (1219-1530) 60"-76 1/4" (1524-1937) 96" (2438) 120" (3048)	Clip Install					
			CN48"	11897317	11897362	39937362	33837362	
			CN60"	11897318	11897363	39937363	33837363	
			CN76"	11897319	11897364	39937364	33837364	
			Lineal 96"	11897320	11897365	39937365	33837365	
			Lineal 120"	11897321	11897366	39937366	33837366	
	B	36"-48 1/4" (914-1226) 36"-48 1/4" (914-1226) 48"-60 1/4" (1219-1530) 48"-60 1/4" (1219-1530) 60"-76 1/4" (1524-1937) 60"-76 1/4" (1524-1937) 96" (2438) 96" (2438) 120" (3048) 120" (3048)	Masonry Bracket Install					
			CN48-6"	11897322	11897367	39937367	33837367	
			CN48-10"	11897323	11897368	39937368	33837368	
			CN60-6"	11897324	11897369	39937369	33837369	
			CN60-10"	11897325	11897370	39937370	33837370	
			CN76-6"	11897326	11897371	39937371	33837371	
			CN76-10"	11897327	11897372	39937372	33837372	
			Lineal -6"	11897328	11897373	39937373	33837373	
Horizontal ELDH Mull Kit	C	22"-30 1/4" (559-768) 30"-36 1/4" (762-921) 36"-42 1/4" (914-1073) 96" (2438) 120" (3048)	Clip Install					
			CN30	11897332	11897378	39937478	33837478	
			CN36	11897333	11897379	39937479	33837479	
			CN42	11897334	11897380	39937480	33837480	
			Lineal	11897335	11897381	39937481	33837481	
			Lineal	11897336	11897382	39937482	33837482	
	D	22"-30 1/4" (559-768) 22"-30 1/4" (559-768) 30"-36 1/4" (762-921) 30"-36 1/4" (762-921) 36"-42 1/4" (914-1073) 36"-42 1/4" (914-1073) 96" (2438) 96" (2438) 120" (3048) 120" (3048)	Masonry Bracket Install					
			CN30-6"	11897337	11897383	39937483	33837483	
			CN30-10"	11897338	11897384	39937484	33837484	
			CN36-6"	11897339	11897385	39937485	33837485	
			CN36-10"	11897340	11897386	39937486	33837486	
			CN42-6"	11897341	11897387	39937487	33837487	
			CN42-10"	11897342	11897388	39937488	33837488	
			Lineal 96"-6"	11897343	11897389	39937489	33837489	
Lineal 96"-10"	11897344	11897390	39937490	33837490				
Lineal 120"-6"	11897345	11897391	39937491	33837491				
Lineal 120"-10"	11897346	11897392	39937492	33837492				

Kit	ID	Description	Size	Bare Wood	White	Designer Black	Clear	
Horizontal ELDH/IDG Mull Kit	E	22"-30 1/4" (559-768) 30"-36 1/4" (762-921) 36"-42 1/4" (914-1073) 96" (2438) 120" (3048)	Clip Install					
			CN30	11897347	11897393	39937293	33837293	
			CN36	11897348	11897394	39937294	33837294	
			CN42	11897349	11897395	39937295	33837295	
			Lineal	11897350	11897396	39937296	33837296	
			Lineal	11897351	11897397	39937297	33837297	
	F	22"-30 1/4" (559-768) 22"-30 1/4" (559-768) 30"-36 1/4" (762-921) 30"-36 1/4" (762-921) 36"-42 1/4" (914-1073) 36"-42 1/4" (914-1073) 96" (2438) 96" (2438) 120" (3048) 120" (3048)	Masonry Bracket Install					
			CN30-6"	11897352	11897398	39937298	33837298	
			CN30-10"	11897353	11897399	39937299	33837299	
			CN36-6"	11897354	11897400	39937300	33837300	
			CN36-10"	11897355	11897401	39937301	33837301	
			CN42-6"	11897356	11897402	39937302	33837302	
			CN42-10"	11897357	11897403	39937303	33837303	
			Lineal-6"	11897358	11897404	39937304	33837304	
			Lineal-10"	11897359	11897405	39937305	33837305	
			Lineal-6"	11897360	11897406	39937406	33837406	
			Linea-10"	11897361	11897407	39937407	33837407	

COMPONENT ID LIST ELDH

Component	A	B	C	D	E	F
Mullion Pin - A330	1	1	1	1	1	1
Foam Tape - 3/8"x1/16"	**	**				
Foam Tape - 5/8"x3/16"	**	**	**	**	**	**
Mull Reinforcement Board						
Aluminum Mull Stiffener	1	1				
Mull Sill Block	1	1				
W1243 Mull Trim						
W1241 Mull Trim	1	1			1	1
W9159 Mull Trim			1	1		
W8952 Mull Support			1	1		
Mull Tie	1	1				
Sill Block Screw	1	1				
Mull Clip Screws	**	**	**	**	**	**
ELDH Mull Clip	1		2			
ELOFD Mull Clip					2	
Nail Fin Connector	1	1	1	1	1	1
Mull Structural Bracket		2		2		2
Installation Instructions	1	1	1	1	1	1

** Quantity dependent on size ordered.

Some individual part lengths vary depending upon size of mullion; see Mull Kit Parts descriptions on the following pages for particular sizes and part numbers.

To specify the correct part number you will need to supply the width and height of the unit, the configuration, interior color and the product type.

NOTE: Refer to the Mull Kit Component list for details on what is included with each kit.

Kit	ID	Description	Bare Wood	White	Designer Black	Clear
Vertical Mull Kit Clip	A	ELOFD to ELOFD	11897297	11897306	39937241	33837241
Horizontal Mull Kit Clip	B	Single Transom/DG Rect over ELOFD	11897298	11897307	39937244	33837244
	C	Single Transom/DG Rect over 2W ELOFD	11897299	11897308	39937247	33837247
Vertical Mull Kit Masonry	D	ELOFD to ELOFD – 6"	11897300	11897309	39937242	33837242
	D	ELOFD to ELOFD – 10"	11897301	11897310	39937243	33837243
Horizontal Mull Kit Masonry	E	Single Transom/DG Rect over ELOFD – 6"	11897302	11897311	39937245	33837245
	E	Single Transom/DG Rect over ELOFD – 10"	11897303	11897312	39937246	33837246
	F	Single Transom/DG Rect over 2W ELOFD – 6"	11897304	11897313	39937248	33837248
	F	Single Transom/DG Rect over 2W ELOFD – 10"	11897305	11897314	39937249	33837249
Horizontal Mull Kit Clip/Masonry	G	Single Transom/DG Rect over ELSFD	11897315	11897316	39937261	33837261

COMPONENT ID LIST DOORS

Component	A	B	C	D	E	F	G
Mullion Pin – A330	1	1	1	1	1	1	1
3/8"x1/8" Mull Tape – 1 sided	1			1			
1/2"x3/32" Mull Tape – 1 sided		1	1		1	1	1
Nail Fin Connector	1	1	1	1	1	1	1
Foam L Gasket	1			1			
Nail Fin Connector	1			1			
Mull Structural Bracket 6" – 10"				1	2	2	
Mulling Sill Bracket	2			1			
W1241 Mull Trim	1	1	1	1	1	1	1
ELOFD Mull Clip	1	2	2			2	
Mull Clip Screws	**	**	**	**	**	**	**
#8 x 1 3/4" Type AB Full Thread			14			14	
Installation Instructions	1	1	1	1	1	1	1

** Quantity dependent on size ordered.

To specify the correct part number you will need to supply the width and height of the unit, the configuration, interior color and the product type.


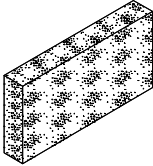
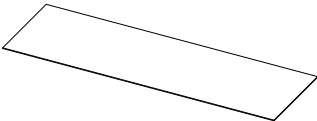
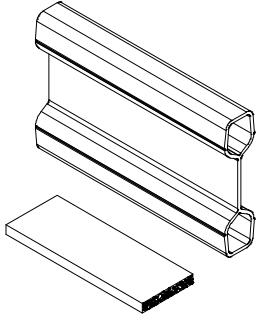
ILLUSTRATION <i>NOT TO SCALE</i>	DESCRIPTION	LENGTH	PART NO.
	Mullion Pin A330 ELCA/ELAWN CN 47 CN 71	46 5/8" (1184) 70 5/8" (1794)	15344348 15344372
	ELDH/ELGL CN 48 CN 72	46 3/4" (1187) 70 3/4" (1797)	15344148 15344172
	ELDHIN CN 84	83 1/4" (2115)	15344184
	ELSPD,ELSFD,ELIFD,ELOFD Vertical Horizontal	71 1/2" (1816) 81 1/2" (2070)	15344273 15344468
	Lineal	150" (3810)	11103250
	Mullion Insulation Used in casement mull kits	96" (2438)	10501115
	2 1/2" Galvanized Mull Tin 26 gauge <i>NOTE: For ELALDGRT units only, 2 per unit.</i>	16" (406)	02070460
	3 1/2" Galvanized Mull Tin 26 gauge <i>Includes: 2 - Mull tin 6 - #8x3/8" Phillips pan head screws</i>	16" (406)	02070302
	IZ3 2W Mull Jamb Stiffener Kit ELDH, ELDHP, ELDHTR <i>Includes: 1-IZ3 Aluminum Mull Stiffener Foam tape, 3/8" x 1/16" according to size ordered: CN48 - 26 ft, CN60-28 ft, CN76-32 ft, lineal 96" -40 ft, lineal 120" -48 ft.</i>	CN48 to CN16 CN 60 to 48 CN 76 to 60 Lineal Lineal	43 3/4" (1111) 55 3/4" (1416) 71 3/4" (1822) 96" (2438) 120" (3048) 11897421 11897422 11897423 11897424 11897425


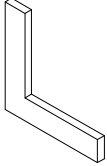
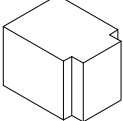
ILLUSTRATION <i>NOT TO SCALE</i>	DESCRIPTION	LENGTH	PART NO.
	Connecting Barb Fastener V803	Specify Length (LF)	15812999
	IZ3 Foam L Gasket ELOFD 1 3/4" x 1 3/4"		10500388
	Vertical Foam Mull Filler, ELDHIN		10500025

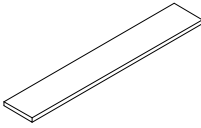
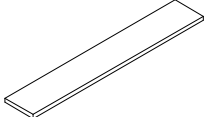

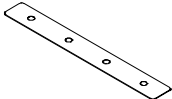
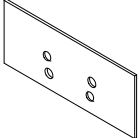
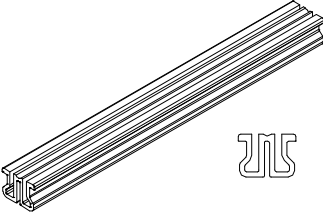
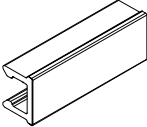
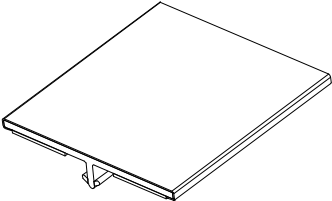
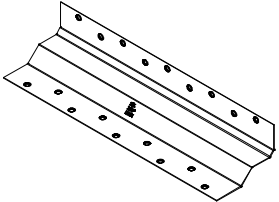
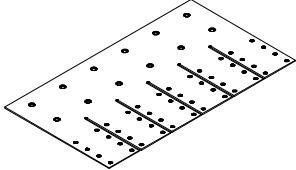
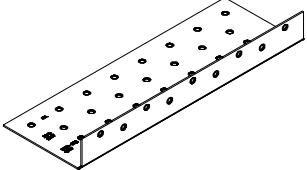
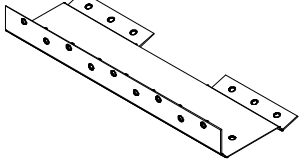


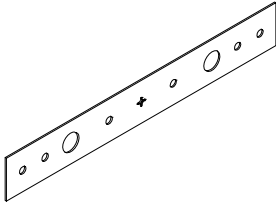
ILLUSTRATION <i>NOT TO SCALE</i>	DESCRIPTION	COLOR	LENGTH / COLOR	PART NO.
	Mull Tape – 1 Sided Adhesive 3/32"x1/2"	96" (2438) 100' (30 meters)	96" (2438) 100' (30 m)	11869508 11406224
	Mull Tape – 2 Sided Adhesive 1/16"x3/8"	Black	96" (2438) 150' (45.7 m)	11406227 11406226
	Nailing Fin Connector	White		10500213
	Steel Mullion Bracket <i>NOTE: For ELDH units, two needed for horizontal mull.</i>			11040358
	Sill Mull Bracket <i>NOTE: Both mull options use the same part number</i> ELIFD to ELIFD ELOFD to ELOFD			11862522
	Eurogroove Block V1407 <i>NOTE: For ELIFD and ELOFD Vertical Mull Kit</i>	Beige		11860111
	ELIFD Exterior Mull Cover V1213	Stone White Pebble Bronze Cashmere Evergreen Ebony	120" (3048)	153099 153399 153699 153489 153789 1539199
	Mull Cover V2787 <i>Includes: 3/8" glazing tape</i>	Stone White Pebble Bronze Cashmere Evergreen Ebony	96" (2438)	17011801 17011802 17011803 17011804 17011805 17011807

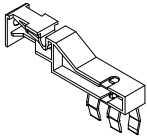
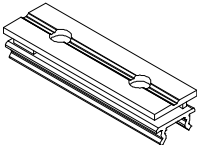
ILLUSTRATION NOT TO SCALE	DESCRIPTION	PART NO.
	<p>IZ3 ELCA Mull Clip Kit <i>Includes:</i> 1 – ELCA Installation Mull Clip 10 – #7x5/8" type AB-17, full thread screws</p> <p><i>NOTE: For structural mullion kits</i></p>	11897415
 <p><i>NOTE: Usage ELCA, ICAP, ELAWN, ELDH, ITDHP, ITDHTR, IDGP, IDG, ELOFD</i></p>	<p>IZ3 Mull Structural Bracket Kit, 6" <i>Includes:</i> 1 – 6" Mull Structural Bracket 12 – #7x5/8" type AB-17, full thread screws</p>	11897416
	<p>IZ3 Mull Structural Bracket Kit, 10" <i>Includes:</i> 1 – 10" Mull Structural Bracket 12 – #7x5/8" type AB-17, full thread screws</p>	11897417
	<p>IZ3 ELOFD Mull Clip Kit <i>Includes:</i> 1–ELOFD Installation Mull Clip 15 – #7x5/8" type AB-17, full thread screws</p>	11897418
	<p>IZ3 ELDH Mull Clip Kit <i>Includes:</i> 1–ELDH Installation Mull Clip 14 – #7x5/8" type AB-17, full thread screws</p>	11897427
	<p>IZ3 Fastener ELOFD #8x1 3/4" Type AB, full thread screw</p>	11881123

When ordering replacement mull kit components specify:

1. Description;
2. Profile number;
3. Part number;

ILLUSTRATION AND DESCRIPTION <i>ILLUSTRATION NOT TO SCALE</i>							
				Mull Cover, ELDHIN V2316			
Call Number	Length	Color / Part No.					
		Stone White	Pebble	Bronze	Evergreen	Cashmere	Ebony
48	47 27/32" (1215)	17001248	17001348	17001848	17001948	17002148	17003048
60	59 27/32" (1520)	17001260	17001360	17001860	17001960	17002160	17003060
84	83 27/32" (2130)	17001184	17001384	17001884	17001984	17002184	17003084
ILLUSTRATION <i>NOT TO SCALE</i>		DESCRIPTION					PART NO.
		Mull Tie Bracket					11870000

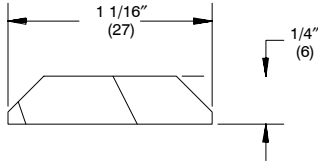
To specify the correct part number you will need to supply the width and height of the unit, the configuration, interior color and the product type.

ILLUSTRATION <i>NOT TO SCALE</i>	DESCRIPTION	LENGTH / COLOR	PART NO.
	End Plug, 1/2" ELDG, ELIFD, ELOFD, ELALDGRT, ELDH, ELDHP, ELDHTR ELGL	Black	11860389
	Center Plug	Natural	11860388

A: Interior Mullion Trim

W1241

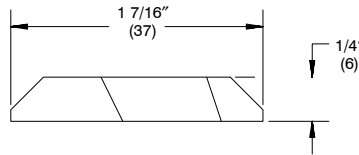
NOTE: For horizontal mulls:
ELPD, ELSD, ELSD to ELALDGRT
(6 9/16")
ELDH to ELDGRT
Vertical mulls: ELSD, ELDH



B: Interior Mullion Trim

W1242

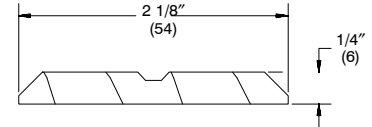
NOTE: For horizontal mulls:
IDH, ELCA to ELDGRT,
ELPD to ELALDGRT,
ELSD, ELSD to ELALDGRT
(4 9/16") vertical mulls: ELSD



C: Interior Mullion Trim

W1243

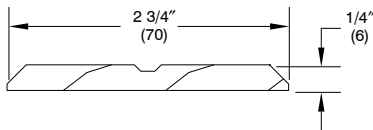
NOTE: For casement mulls



D: Vertical Mullion Trim

W11965

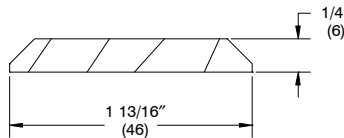
NOTE: For ELDHIN mulls.



E: Horizontal Mull Trim

W9159

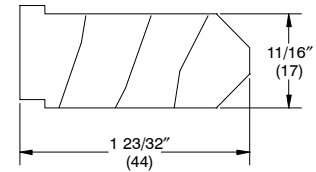
NOTE: For ELDH mulls



F: Structural Mull Tie

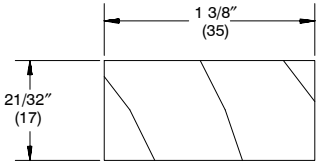
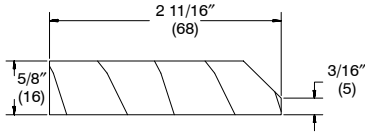
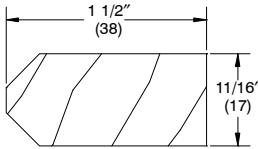
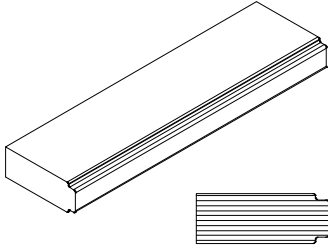
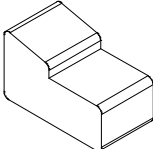
W9295

NOTE: Use for ELDH, ELGL
manufactured after January
2006.



ID	Size	Bare Wood	White	Designer Black	Clear
A	ELDGR 36-2W	31501784	39201784	39931784	33831784
	Lineal 96" (2438)	31501396	39201396	39931396	31601396
	Lineal 120" (3048)	32249099	39249099	39939099	33839099
B	IQCIR 29-1W	31501771	39201771	39931771	33831771
	ELDGR 29-1W	31501771	39201771	39931771	33831771
	ELDGR 21-2W	31501772	39201772	39931772	33831772
	ELDGR 25-2W	31501773	39201773	39931773	33831773
	ELDGR 29-2W	31501774	39201774	39931774	33831774
	ELDGR 25-3W	31501775	39201775	39931775	33831775
	Lineal 96" (2438)	31501296	39201296	39939196	31601296
	Lineal 120" (3048)	32249199	39249199	39939199	33839199
C	Lineal 96" (2438)	33730398	39230398	39930498	33830498
	Lineal 120" (3048)	33730399	39230399	39930499	33830499
D	47 5/8" (1210)	31509048	39209048	39229548	31619048
	59 5/8" (1514)	31509060	39209060	39229560	31609060
	83 5/8" (2124)	31509084	39209084	39229584	31619084
E	Lineal 96" (2438)	33730496	39230496	39239496	33830296
	Lineal 120" (3048)	33730498	39230498	39230498	33830298
F	Lineal 84" (2134)	31510984	39210984	39219984	31600984

To specify the correct part number you will need to supply the width and height of the unit, the configuration, interior color and the product type.

ILLUSTRATION <i>NOT TO SCALE</i>	DESCRIPTION	LENGTH/ COLOR	BARE WOOD PART NO.
	ELCA Mullion Filler Block W6172	16" (406)	33732900
	ELCA Wood Mullion Tie W7004	12" (304)	33732920
	Mull Support W8952 <i>NOTE: Tie used on vertical kits. Used as a filler on horizontal kits.</i>	Mull Tie CN42 Lineal 12" (305) 41 5/16" (1049) 96" (2438)	33732917 31509342 31509396
	Mull Reinforcement Board W10978 LVL material ELCA, ICAP, ELDGRT, ELDG, ELAWN <i>NOTE: Used for standard, structural and IZ3 mulling</i>	CN32 CN48 CN72 Lineal 32" (813) 48" (1219) 72" (1829) 97" (2464)	33733201 33733202 33733203 33733204
	IZ3 2W Sill Wood Block Kit ELDH, ELDHP, ELDHTR <i>Includes:</i> 1-IZ3 Mull Sill Block 1 Screw, #7x5/8" Type AB-17, Full Thread	96" (2438)	11897426

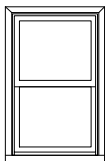
WHEN ORDERING EXTERIOR CASING CUT TO LENGTH KITS SPECIFY:

1. Product type;
2. Call number, rough opening, or frame size;
3. Exterior Color: Stone White, Pebble Gray, Bronze, Evergreen, Cashmere, or Ebony;
4. Casing configuration.


NOTE: See Architectural Detail Manual Accessories or Customer Support for individual component ordering information. End Caps are included with Exterior Casing orders.

Parts in Kit	Type of Kit								
	BMC	BMC with Sill Nosing	Flat Casing	Flat Casing with Sill Nosing	Flat Casing Ranch Style	Flat Casing Ranch Style with Sill Nosing	BMC Door	Flat Casing Door	Flat Casing Ranch Style Door
	Quantity in Kit								
Corner Key	4	4	4	4	4	4	2	2	2
Reticulated Foam	2	2	2	2	2	2			
Sill Nosing Left Hand End Cap		1		1		1			
Sill Nosing Right Hand End Cap		1		1		1			
Flat Casing Left Hand End Cap			2	1	2	1		2	2
Flat Casing Right Hand End Cap			2	1	2	1		2	2
BMC Foam Plug							2		
Instruction	1	1	1	1	1	1	1	1	1
Screw Package (12)							1	1	1
Screw Package (20)	1	1	1	1	1	1			

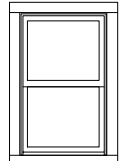
Connecting Barb	Quantity needed per unit size					
	Width - Inches (mm)					
Height - inches (mm)	0 - 35 (0 - 889)	+35 - 59 (+889 - 1499)	+59 - 83 (+1499 - 2108)	+83 - 107 (+2108 - 2718)	+107 - 131 (+2718 - 3327)	+131 - 155 (+3327 - 3937)
0 - 35 (0 - 889)	8	10	12	14	16	18
+35 - 59 (+889 - 1499)	10	12	14	16	18	20
+59 - 83 (+1499 - 2108)	12	14	16	18	20	22
+83 - 107 (+2108 - 2718)	14	16	18	20	22	24
+107 - 131 (+2718 - 3327)	16	18	20	22	24	26
+131 - 155 (+3327 - 3937)	18	20	22	24	26	28



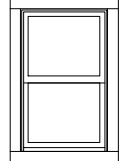
BMC Flush with Sill Nosing



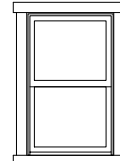
BMC Mitered Casing Four Sides



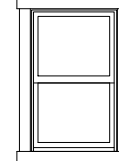
Flat Casing Flush with Sill Nosing




Flat Casing Flush Casing Four Sides




Flat Casing Ranch Style with Sill Nosing




Flat Casing Ranch Style Casing Four Sides



BMC Door

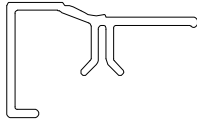


Flat Casing Door



Flat Casing Ranch Style Door

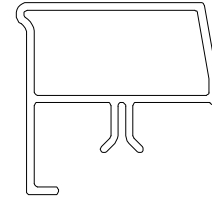
ILLUSTRATIONS (not to scale)



2" Brick Mould Casing
F9105



3 1/2" Flat Casing
F9108



2" Sill Nosing
F9107

Length	Color	2" Brick Mould Casing F9105	3 1/2" Flat Casing F9108	2" Sill Nosing F9107
		Part Number	Part Number	Part Number
53" (1346)	Stone White	7021053	7024153	7023053
	Pebble	7001053	7004053	7003053
	Bronze	7051053	7054053	7053053
	Evergreen	7061053	7064053	7063053
	Cashmere	7081053	7084053	7083053
	Ebony	7071053	7074053	7073053
77" (1956)	Stone White	7021077	7024177	7023077
	Pebble	7001077	7004077	7003077
	Bronze	7051077	7054077	7053077
	Evergreen	7061077	7064077	7063077
	Cashmere	7081077	7084077	7083077
	Ebony	7071077	7074077	7073077
106" (2692)	Stone White	7021106	7024106	7023106
	Pebble	7001106	7004106	7003106
	Bronze	7051106	7054106	7053106
	Evergreen	7061106	7064106	7063106
	Cashmere	7081106	7084106	7083106
	Ebony	7071106	7074106	7073106
144" (3658)	Stone White	7021144	7024144	7023144
	Pebble	7001144	7004144	7003144
	Bronze	7051144	7054144	7053144
	Evergreen	7061144	7064144	7063144
	Cashmere	7081144	7084144	7083144
	Ebony	7071144	7074144	7073144
200" (5080)	Stone White	7021200	7014200	
	Pebble	7001200	7004200	
	Bronze	7051200	7054200	
	Evergreen	7061200	7064200	
	Cashmere	7081200	7084200	
	Ebony	7071200	7074200	

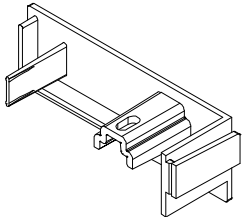
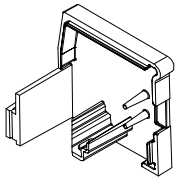
ILLUSTRATION (not to scale)	DESCRIPTION	COLOR	LEFT PART NO.	RIGHT PART NO.
	Flat Casing End Cap F9108	Stone White Pebble Bronze Evergreen Cashmere Ebony	10501681 10501683 10501685 10501687 10501689 10501691	10501682 10501684 10501686 10501688 10501690 10501692
	Sill Nosing End Cap	Stone White Pebble Bronze Evergreen Cashmere Ebony	10501601 10501603 10501605 10501607 10501609 10501611	10501602 10501604 10501606 10501608 10501610 10501612

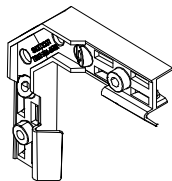
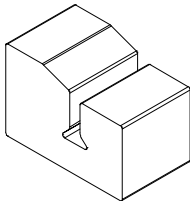
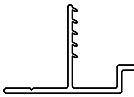
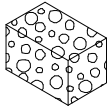

ILLUSTRATION (not to scale)	DESCRIPTION	COLOR	LENGTH	PART NUMBER
	Corner Key	Natural		10501600
	Plug, BMC	Natural		10500163
	Connection Barb V2177		6" (152)	16210006
	Reticulated Foam 5/8" x 5/8" (16 x 16)	Charcoal	1 1/2" (38)	10500366
	Assembly Screw <i>Includes:</i> #7x 3/4" Phillips PH full thread screws (PN -11806164)	Stainless Steel		11806165 (pkg. of 12) 11806166 (pkg. of 20)

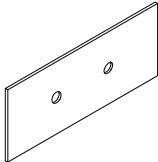
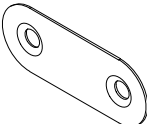
ILLUSTRATION <i>NOT TO SCALE</i>	DESCRIPTION	LENGTH/ COLOR	PART NO.
	Interior Sill Mullion Bracket <i>NOTE: For ELSD units (vertical mull).</i>		11860145
	Exterior Sill Mullion Bracket <i>NOTE: For ELSD units (vertical mull).</i>		11040390

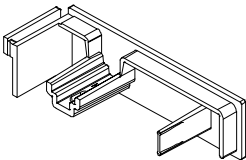
ILLUSTRATION <i>NOT TO SCALE</i>	DESCRIPTION	COLOR	LH PART NUMBER	RH PART NUMBER
	Flat Casing End Cap <i>NOTE: Used prior to 8/11/2014</i>	Stone White Pebble Bronze Evergreen Cashmere Ebony	10501661 10501663 10501665 10501667 10501669 10501671	10501662 10501664 10501666 10501668 10501670 10501672

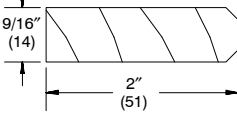
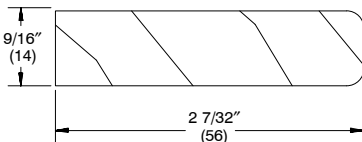
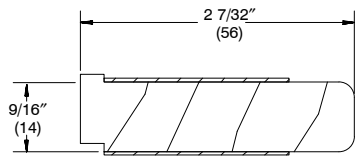
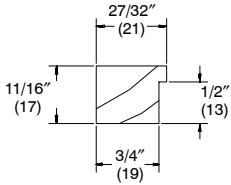

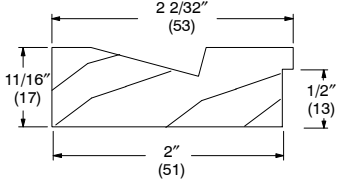
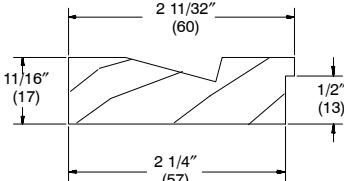
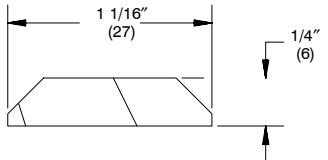
ILLUSTRATION <i>NOT TO SCALE</i>	DESCRIPTION	LENGTH	BARE WOOD PART NO.	PREFINISH WOOD PART NO.
	ELDH Wood Mullion Tie/Filler W7431	12" (305)	31500006	Not Applicable
	Structural Mull Tie W8570 <i>NOTE: Used on 2-wide x 2 high ELDH mullions.</i> Douglas Fir	84" (2134)	31500085	Not Applicable
	Structural Mull Tie W2169 <i>NOTE: Use for DH, GL manufactured before January 2006.</i> <i>NOTE: Must be ordered in addition to vertical mull kit when mulling a POLY to an ELCA. Adhesive tape attached.</i> Pine	84" (2134)	31500084	39200084
	DH/GL Vertical Mullion Kits Pre-2006	CN 48 CN 72 120" Lineal (3048)	11898620 11898624 11898626	39258620 39258624 39258626
	DH Horizontal Mullion Kits Pre-2006	CN 42 120" Lineal (3048)	11898634 11898636	39258634 39258636

ILLUSTRATION NOT TO SCALE	DESCRIPTION	LENGTH/ COLOR	PART NO.
	<p>Jamb Extension – 5 5/16" W7445</p>		<p>No longer available</p>
	<p>3 1/2" Flat Casing F9106</p>		<p>No longer available</p>
	<p>Through Jamb Installation Kit <i>NOTE: Used for ELDHP</i> <i>Includes:</i> 1 – Installation Clip (11860008) 1 – #8x3" Phillips PH screws 2 – #7x5/8" Phillips FH screws</p>		<p>No longer available</p>

ATTENTION: This section contains part and part numbers for current parts whose length changed due to the March 1, 2004 door size change. discontinued parts can be found in the previous section. For more detailed descriptions of these parts, see the main parts sections.

ILLUSTRATION <i>NOT TO SCALE</i>	DESCRIPTION	LENGTH	PART NO.
<p>Head Jamb Nailing Fin/Drip Cap V119</p> <p><i>Note: Drip cap is clear.</i></p> 	Patio Door (Pre 3/1/04)		
	6-0	72 1/16" (1830)	15916960
	9-0	108 1/16" (2745)	15916990
	Sliding Door (Pre 3/1/04)		
	3-0	36 7/8" (937)	15916930
	6-0	72 1/16" (1830)	15916960

WOOD PARTS

ILLUSTRATION <i>NOT TO SCALE</i>	DESCRIPTION	CALL NUMBER/ LENGTH	BARE WOOD PART NO.	WHITE INTERIOR PART NO.
	<p>6 9/16" Jamb Extension ELDGRTPatio/Swinging Door W7432</p> <p style="text-align: right;">Radius</p>	<p>ELDGRTPDRTR 7318* ELDGRTPDRTR 7336</p>	<p>31501646 31501637</p>	<p>39201646 39201637</p>
	<p style="text-align: right;">Sill</p> <p>6 9/16" Jamb Extension – ELALDGRTPatio/Swinging Door W7432</p> <p>True Half above Springline (RT2) Eyebrow above Springline (RT6)</p>	<p>ELDGRTPDRTR 7318 ELDGRTPDRTR 7336</p> <p style="text-align: right;">73W 73W</p>	<p>31501608 31501613</p> <p>31508023 31508024</p>	<p>39201608 39201613</p> <p>39208023 39208024</p>
	<p>6 13/16" Jamb Extension Patio/Swinging Door W7446</p> <p style="text-align: right;">Radius</p>	<p>ELDGRTPDRTR 7318* ELDGRTPDRTR 7336</p>	<p>31501647 31501592</p>	<p>39201647 39201592</p>
	<p style="text-align: right;">Sill</p> <p>6 13/16" Radius Jamb Extension – ELALDGRTPDRTR W7446</p> <p>True Half above Springline (RT2) Eyebrow above Springline (RT6)</p>	<p>ELDGRTPDRTR 7318 ELDGRTPDRTR 7336</p> <p style="text-align: right;">73W 73W</p>	<p>31504608 31504613</p> <p>31508118 31508119</p>	<p>39204608 39204372</p> <p>39208118 39208119</p>
	<p>Interior Mullion Trim W1241</p> <p><i>NOTE: For horizontal mulls: PD, SD, SD to ELALDGRTP (6 9/16"), ELDH to ELDGRTP Vertical mulls: SD, ELDH</i></p>	<p>ELDGRTPDRTR 7336</p>	<p>31501785</p>	<p>39201785</p>

* Denotes elliptical Round Top.

MULLION KITS

When ordering mull kits specify:

1. Part Number;
2. Description;
3. Color/Type (if applicable);
4. Bare wood or white interior.

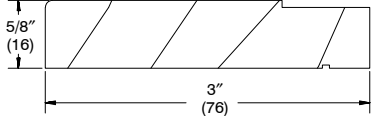
NOTE: Refer to the Mullion Kit Component section for details on what is included with each kit.

NOTE: Specific mull kits are required when mulling Swinging Doors with 6 9/16" jamb extension to an IDG or ELALDGRT, see below.

DOOR MULLION KITS

DESCRIPTION	COLOR/TYPE	BARE WOOD PART NUMBER	WHITE INTERIOR PART NUMBER
Round Top Mull Kits	ELDGRT 7318 or 7336 over Patio Door/Sliding Door <i>Includes:</i> 2–Nail Fin connectors 1–Connecting bard 2–3 1/2 Mull Tin 4–Structural Brackets 1–W1241 Mull Trim	11901008	39251008

WOOD MULLION PARTS

ILLUSTRATION <i>NOT TO SCALE</i>	DESCRIPTION	LENGTH/ COLOR	BARE WOOD PART NO.	WHITE INTERIOR PART NO.
	ELALDGRT to SD Horizontal Mull Filler 6 9/16" W8430	72" (1829)	No longer available	